

QuCam for Teltonika RUT241 230V

Outdoor CCTV LTE PoE gateway with embedded LTE router & PoE switch for CCTV cameras.

QuCam for RUT241 is a powerful outdoor industrial gateway for professional CCTV application with embedded PoE switch for up to 3x CCTV cameras and place to install Teltonika RUT241 (not included in gateway set). QuCam for RUT241 also has integrated omnidirectional LTE and Wi-Fi antennas. The mobile router delivers high performance for mission-critical cellular communication in harsh and hazardous environments where a wide operating temperature is required. QuCam for RUT241 is also compatible with the entire RUT2xx series.

4G
LTE**Wi Fi** 2.4GHz
694-2700MHz
4 dBi
OMNI
DIRECTIONAL
IP 67
-40° TO +80°

OUTDOOR ANTENNA WORKS IN ANY
WEATHER CONDITIONS, IP67



MOUNTING SYSTEM WITH TWO
PLANES, 60 DEGREES REGULATION




3 X ACTIVE POE OUTPUT (802.3 AF /
AT)



SIM CARD SLOT



MADE IN EUROPE



LTE ANTENNA SPECIFICATION

FREQUENCY	694 - 960 MHz 1.7 - 2.2 GHz 2.5 - 2.7 GHz
GAIN	694 - 960 MHz : 2 dBi 1.7 - 2.2 GHz : 2 dBi 2.5 - 2.7 GHz : 4 dBi
SUPPORTED LTE/5G BANDS	1, 2, 3, 4, 5, 7, 8, 9, 10, 12, 13, 14, 17, 18, 19, 20, 25, 26, 27, 28, 29, 33, 34, 35, 36, 37, 38, 39, 44, 65, 66, 67, 68, 69, 85, 103, n80, n81, n82, n83, n84, n86, n89, n95, n98, n100, n101, n256
VSWR	<1.50, max <2.50
BEAMWIDTH	360°/25° ±5°
POLARIZATION	Vertical
IMPEDANCE	50 Ω

WI-FI ANTENNA SPECIFICATION

FREQUENCY	2.4 - 2.5 GHz
GAIN	3 dBi
VSWR	<1.70, max <2.00
BEAMWIDTH	360°/25° ±5°
POLARIZATION	Vertical
IMPEDANCE	50 Ω

POWER SUPPLY ELECTRICAL INPUT SPECIFICATION

INPUT VOLTAGE	88 ... 264VAC
INPUT FREQUENCY	47 ... 63Hz
INPUT CURRENT	0,4A/230VAC
INRUSH CURRENT	30A/230VAC
AC LEAKAGE CURRENT	max. 0,75mA/240VAC
EFFICIENCY	85%

POWER SUPPLY ELECTRICAL OUTPUT SPECIFICATION

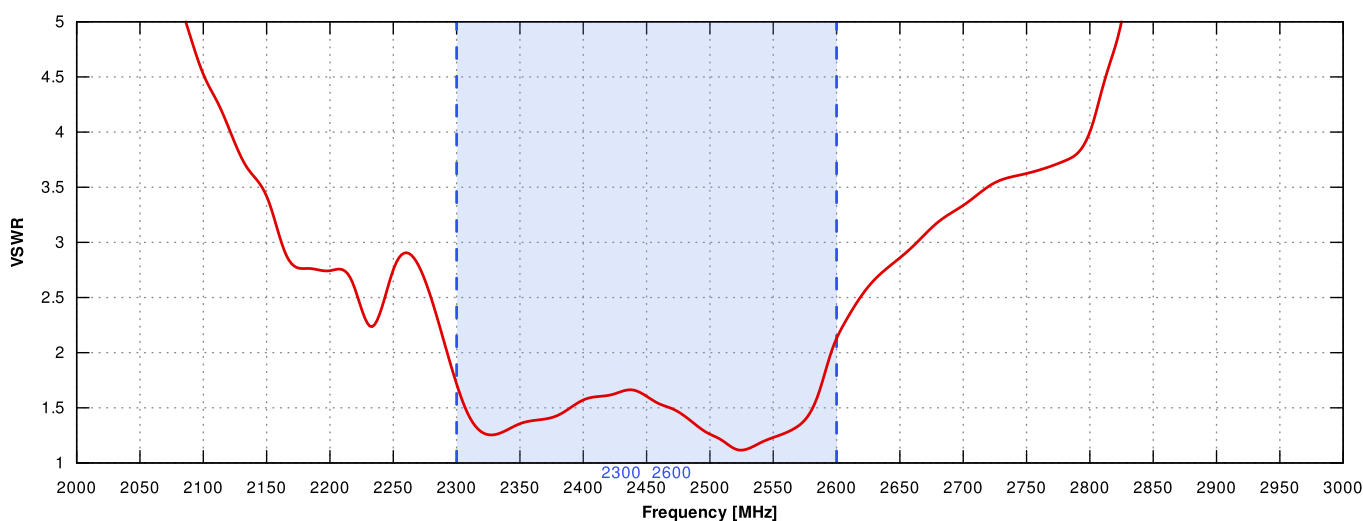
OUTPUT VOLTAGE	44 ... 57VDC
OUTPUT POWER	120W
OUTPUT POWER PER PORT	30W
ETHERNET PORTS	Output (PoE): 4x RJ45 10/100/1000Mbps
IEEE 802.3 STANDARDS:	802.3i, 802.3u, 802.3ab, 802.3x, 802.3az

COMPATIBLE ROUTERS

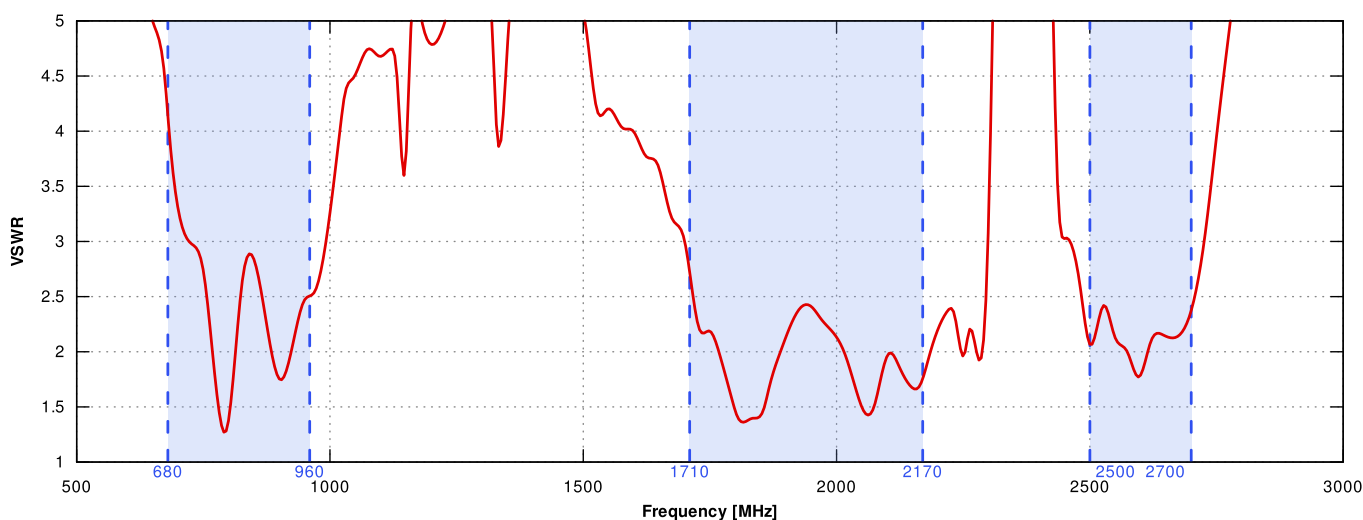
VARIANT: C240AC

PLOTS

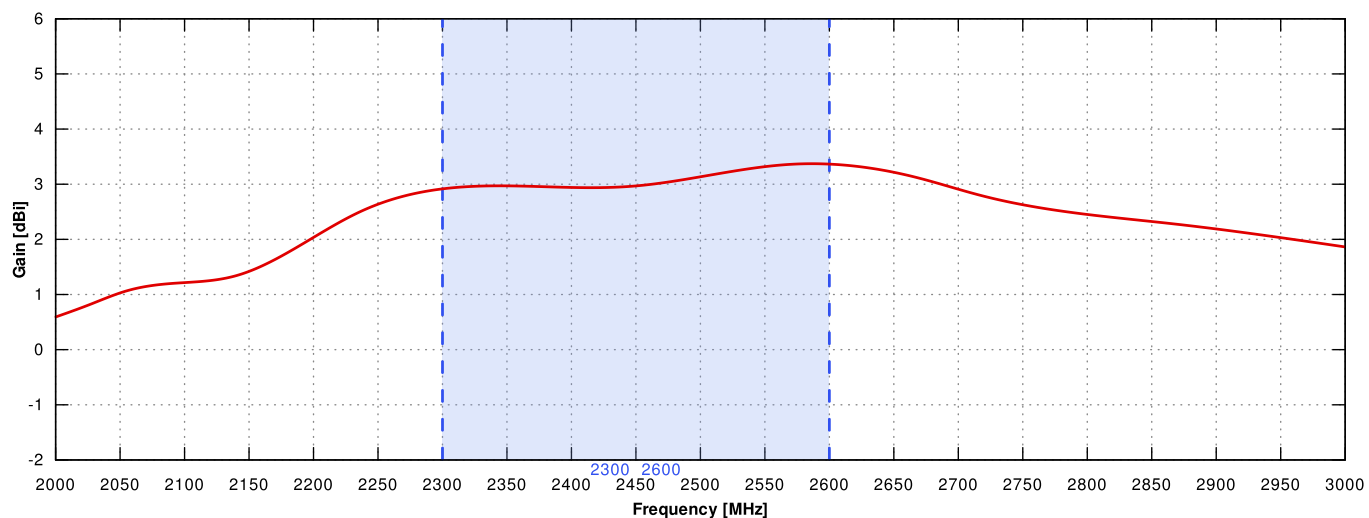
VSWR FOR WI-FI ANTENNA



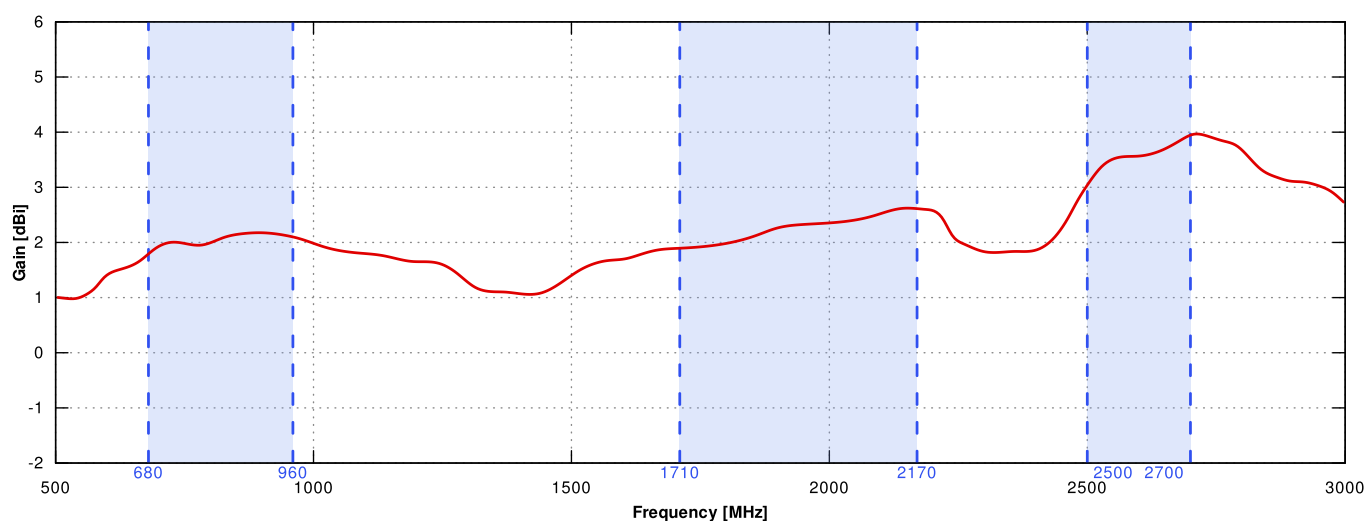
VSWR FOR LTE ANTENNA



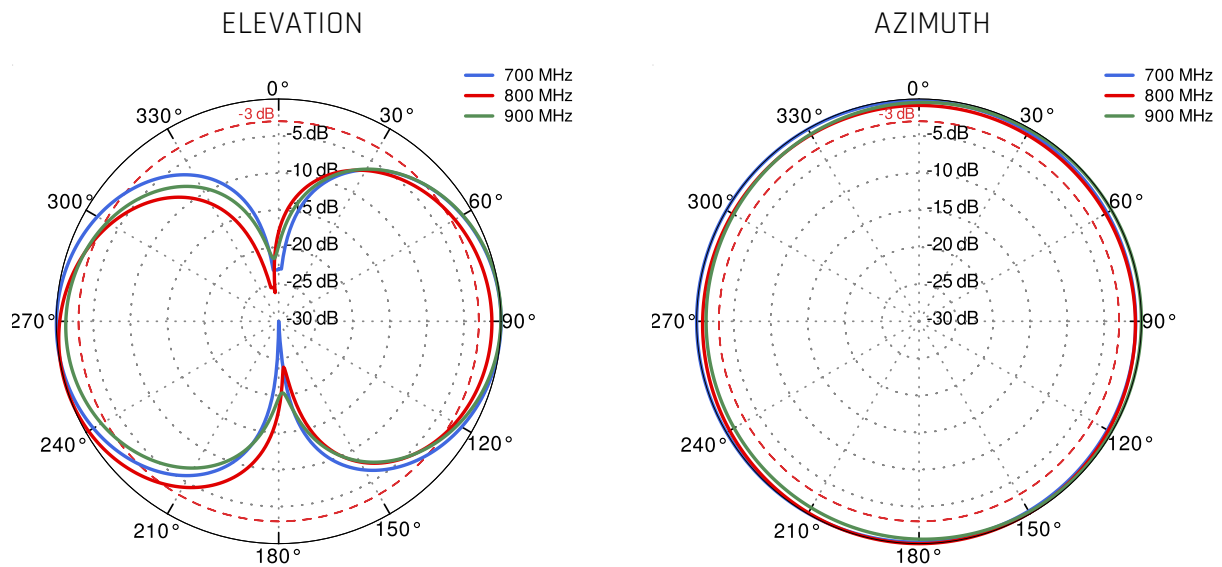
GAIN FOR WI-FI ANTENNA



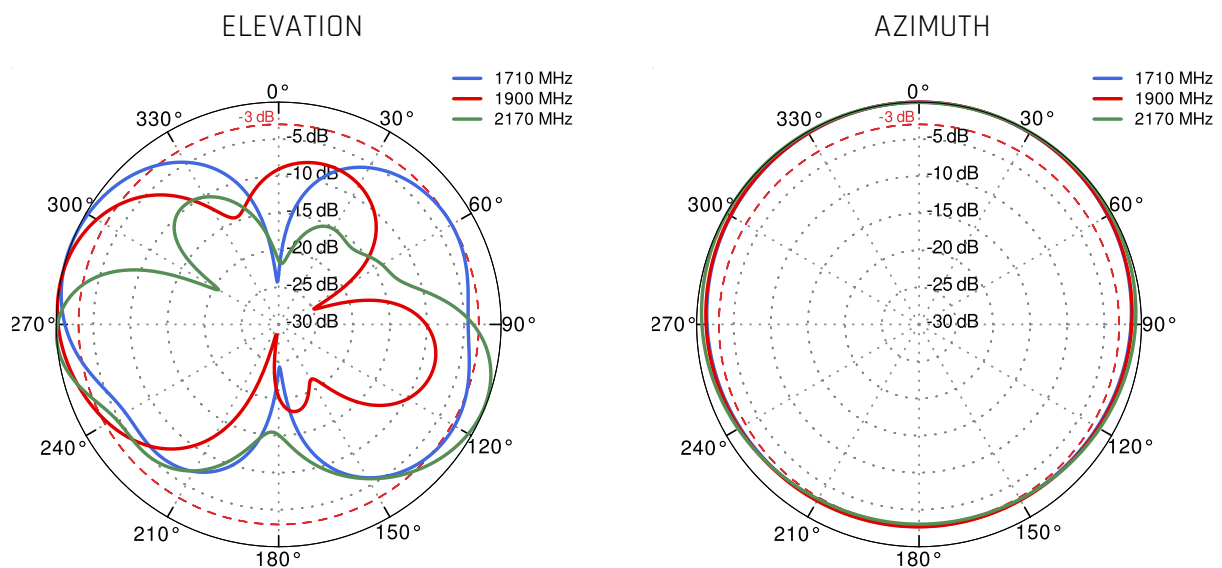
GAIN FOR LTE ANTENNA



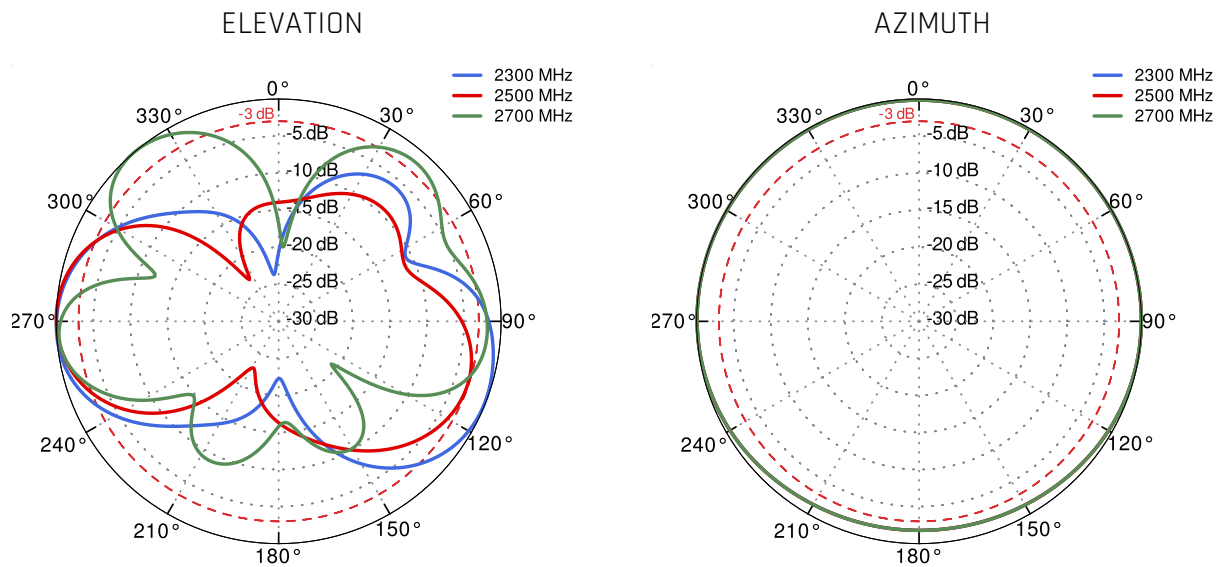
LTE from 700MHz to 900MHz



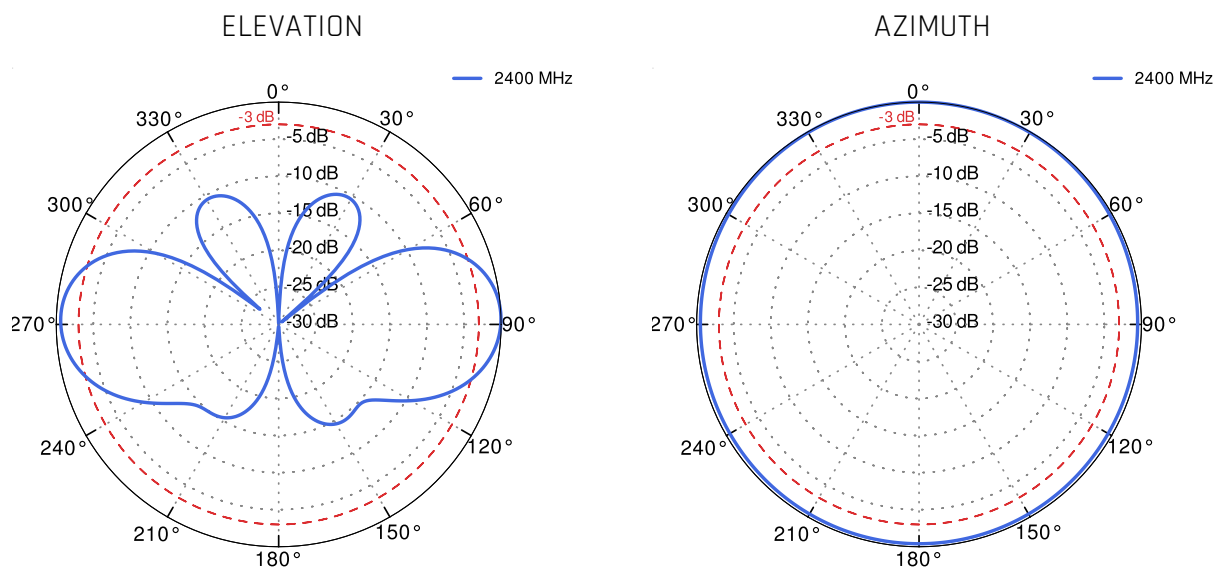
LTE from 1.71GHz to 2.17GHz



LTE from 2.3GHz to 2.7GHz



Wi-Fi 2.4GHz



DIMENSIONS

