QuMax for Teltonika RUTX50 Wi-Fi

INTEGRATED WI-FI 5GHZ PANEL ANTENNA + MULTI-BAND LTE & 5G OMNI ANTENNA + PLACE TO INSTALL TELTONIKA RUTX50 (ALL-IN-ONE)

QuMax for RUTX50 is a high performance directional antenna designed for use in a variety of wireless communication applications. This all-in-one product consists of multi-band 5G and Wi-Fi 5GHz antennas integrated in IP67 enclosure. It offers 14 dBi gain, which makes it suitable for use in both urban and rural environments. Combining QuMax with RUTX50 inside the antenna housing gives you complete outdoor solution with mulitple use scenarios such as transportation public, energy, mining IoT and more.

WiFi 5GHz | 14 dBi | 5G | 694-6000MHz | DIRECTIONAL | IP 67 | -40° TO +80°

WI-FI SPECIFICATION

FREQUENCY	5.1 - 5.9 GHz
GAIN	14 dBi
VSWR	<2.00
BEAMWIDTH	35°/35°
POLARIZATION	X
IMPEDANCE	50 Ω

5G / LTE SPECIFICATION

FREQUENCY	617 - 960 MHz 1.7 - 2.7 GHz 3.3 - 4.7 GHz 5.2 - 6.0 GHz
GAIN	617 - 960 MHz : 3 dBi 1.7 - 2.7 GHz : 4 dBi 3.3 - 4.7 GHz : 4.5 dBi 5.2 - 6.0 : 2.5dBi
SUPPORTED LTE BANDS	1, 2, 3, 4, 5, 7, 8, 9, 10, 12, 13, 14, 17, 18, 19, 20, 22, 25, 26, 27, 28, 29, 30, 33, 34, 35, 36, 37, 38, 39, 40, 41, 42, 43, 44, 47, 48, 49, 52, 53, 65, 66, 67, 68, 69, 71, 85, 103, 106
SUPPORTED 5G BANDS	n1, n2, n3, n5, n7, n8, n12, n13, n14, n18, n20, n25, n26, n28, n29, n30, n34, n38, n39, n40, n41, n47, n48, n53, n65, n66, n67, n71, n77, n78, n80, n81, n82, n83, n84, n85, n86, n89, n90, n95, n97, n98, n100, n101, n256
VSWR	<1.80, max <2.00
BEAMWIDTH	360°/35° +/- 5°

Copyright © 2023, Wireless Instruments. Specifications and information given in this document are subject to change without prior notice.

POLARIZATION	Vertical
IMPEDANCE	50 Ω

MECHANICAL SPECIFICATION

MATERIAL	BS, aluminum, PTFE, Fiberglass
INGRESS PROTECTION	IP67
CONNECTOR TYPE	RJ45
DIMENSIONS	272 x 276 x 96 mm 10.71 x 10.87 x 3.78 inch
WEIGHT	1.8 kg 3.97 lbs
OPERATING TEMPERATURE	From -40°C to 75°C From -40°F to 167°F

MOUNTING KIT

DIMENSIONS	9.9 x 10.5 x 14.8 cm 3.9 x 4.13 x 5.83 inch
REGULATION RANGE	+/- 30°
MAST DIAMETER RANGE	25 - 60mm 0.98-2.36 inch
MATERIAL	Polyamide with fiberglass + galvanized steel U-Bolts
WEIGHT	0.87kg
MOUNTING PLACE	Wall or mast or ceiling

Copyright © 2023, Wireless Instruments. Specifications and information given in this document are subject to change without prior notice.

PLOTS

WI-FI VSWR

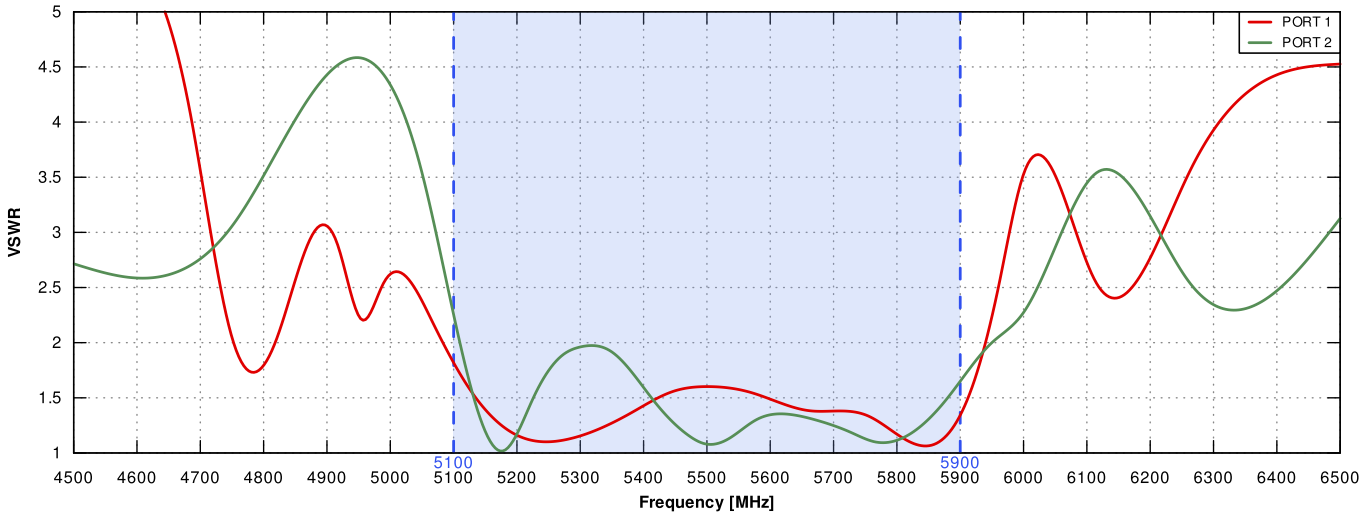

Wi-Fi Gain

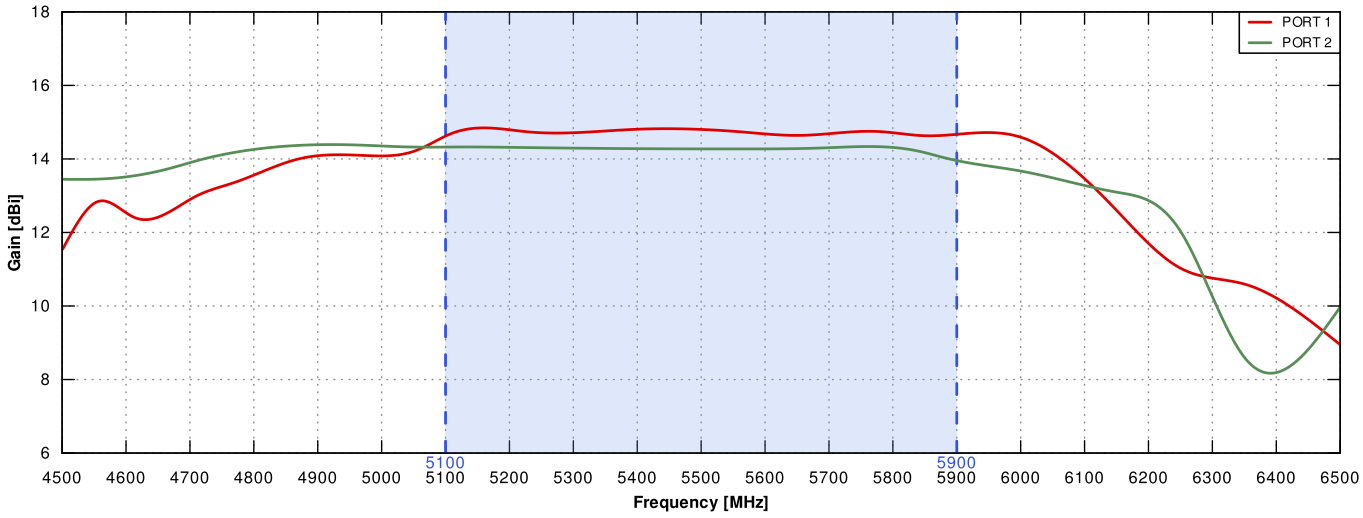

Copyright © 2023, Wireless Instruments. Specifications and information given in this document are subject to change without prior notice.

5G/LTE VSWR

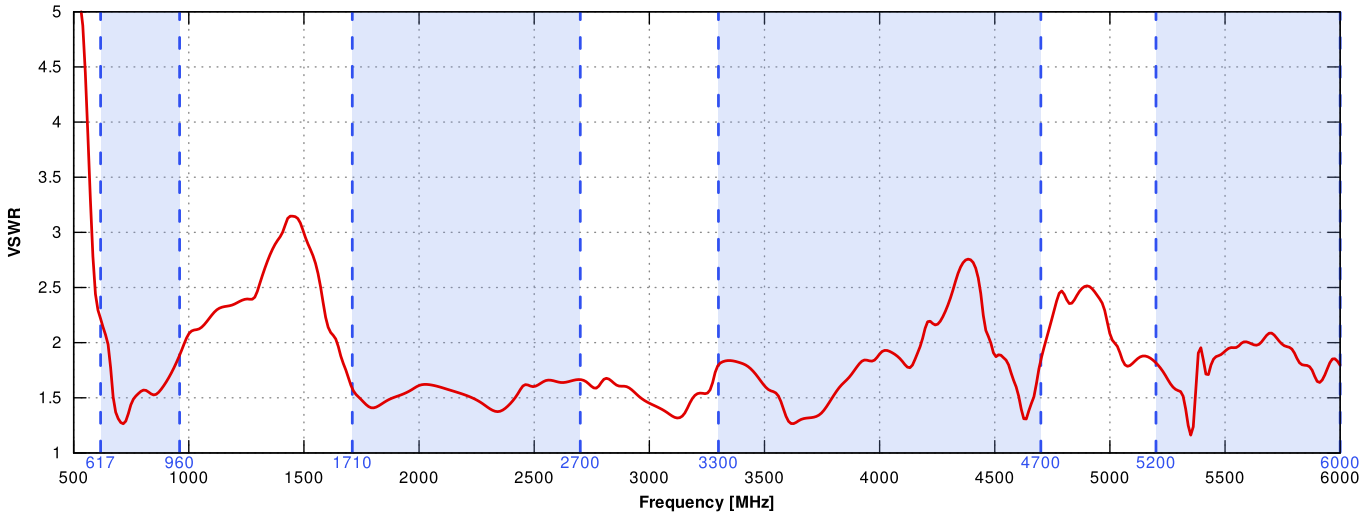

5G/LTE Gain

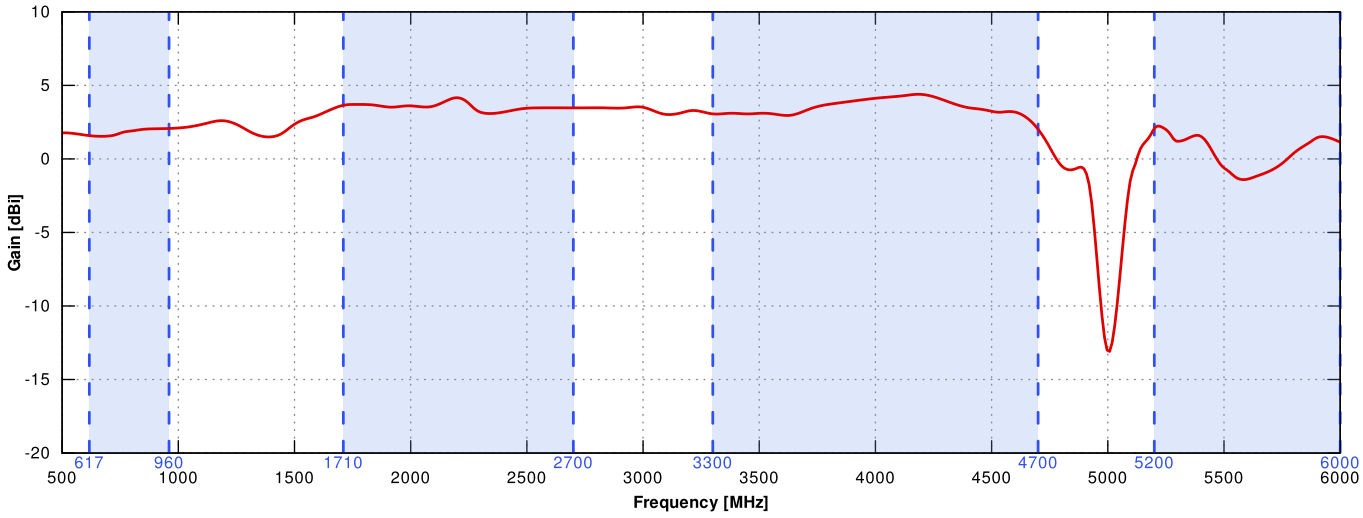

Copyright © 2023, Wireless Instruments. Specifications and information given in this document are subject to change without prior notice.

Wi-Fi Port 1 from 5.1GHz to 5.9GHz

ELEVATION

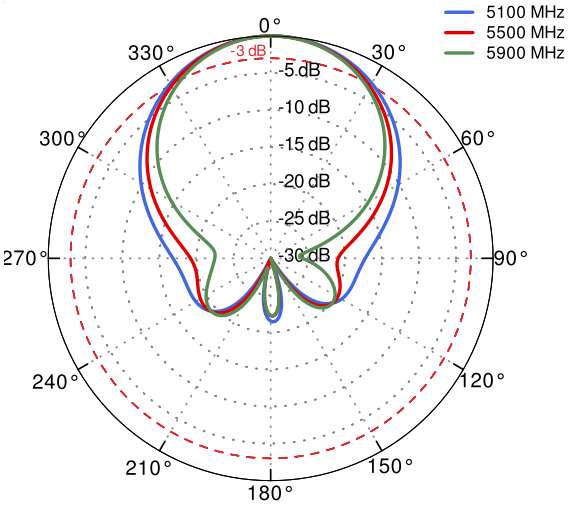

AZIMUTH

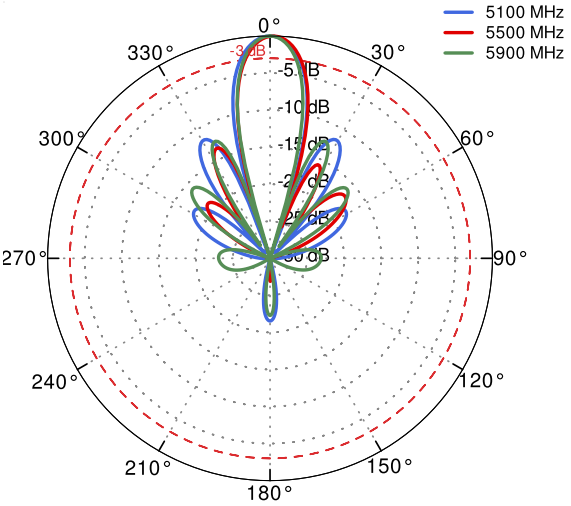

Wi-Fi Port 2 from 5.1GHz to 5.9GHz

ELEVATION

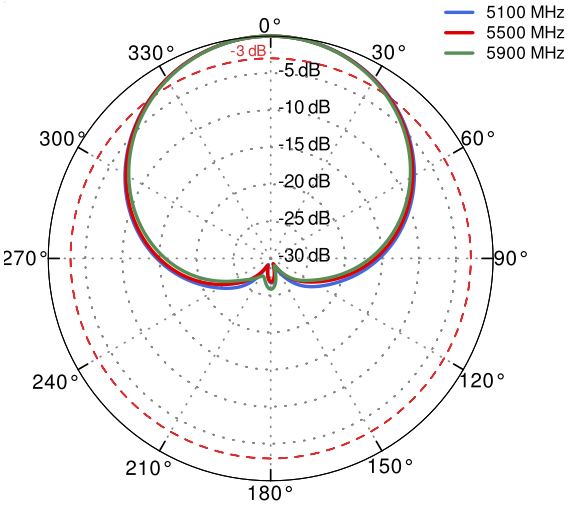

AZIMUTH

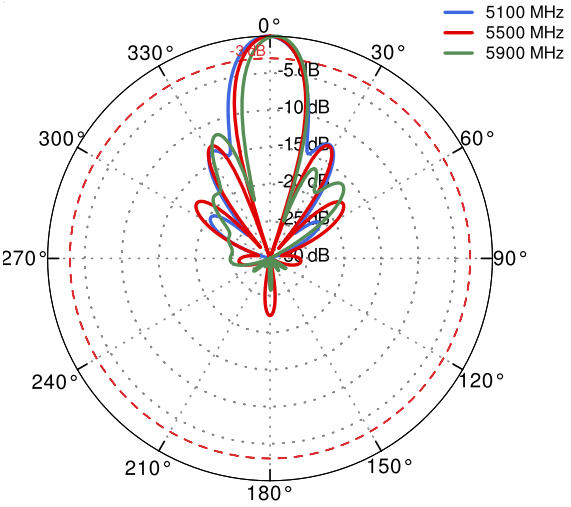

Copyright © 2023, Wireless Instruments. Specifications and information given in this document are subject to change without prior notice.

5G/LTE from 617MHz to 950MHz

ELEVATION

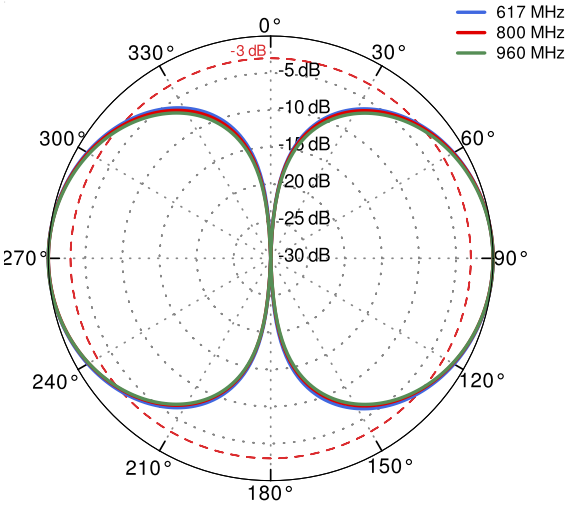

AZIMUTH

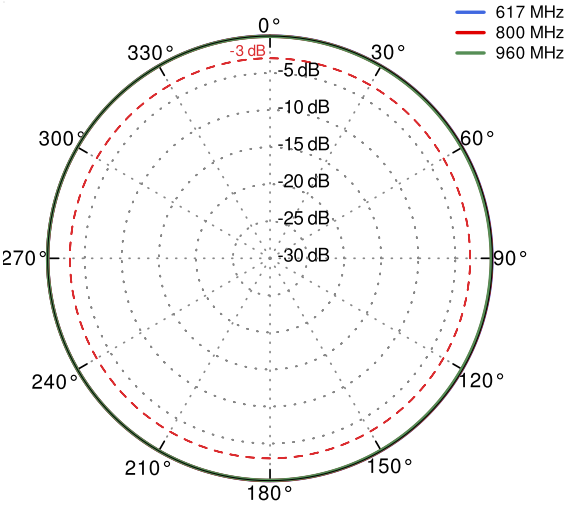

5G/LTE from 1.71GHz to 2.5GHz

ELEVATION

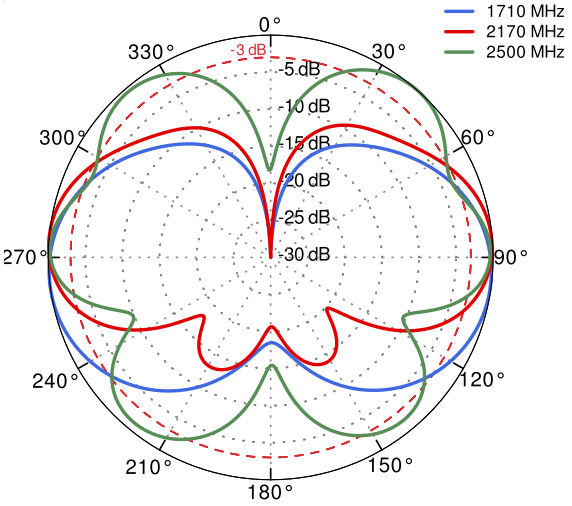

AZIMUTH

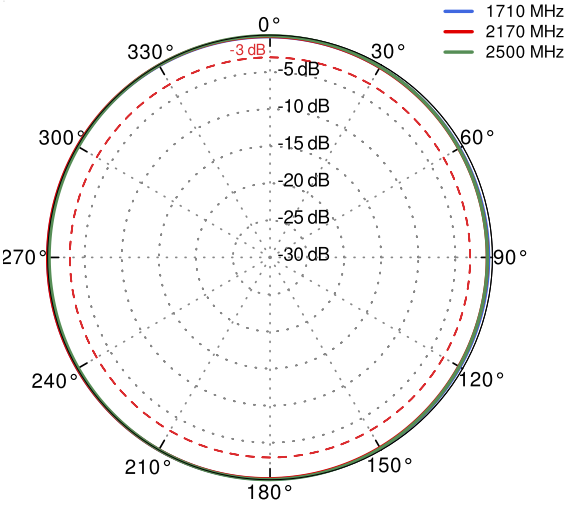

Copyright © 2023, Wireless Instruments. Specifications and information given in this document are subject to change without prior notice.

5G/LTE from 3.3GHz to 4.2GHz

ELEVATION

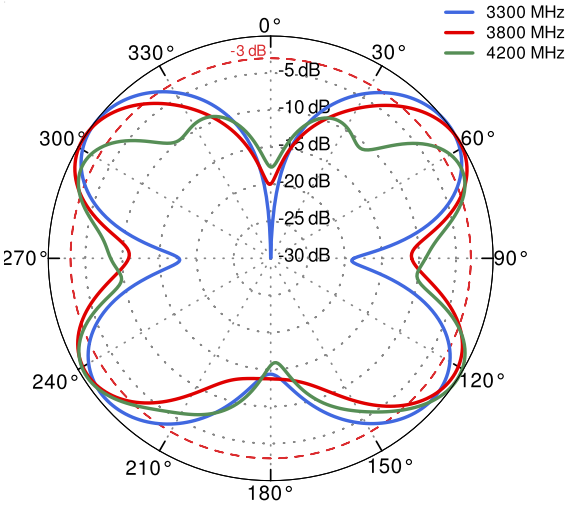

AZIMUTH

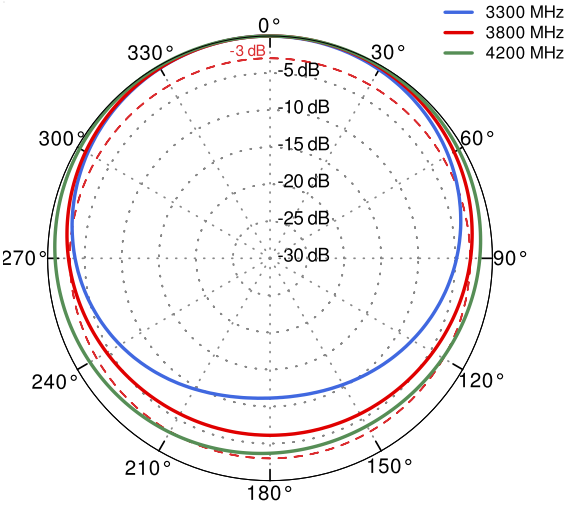

5G/LTE from 4.6GHz to 5.5GHz

ELEVATION

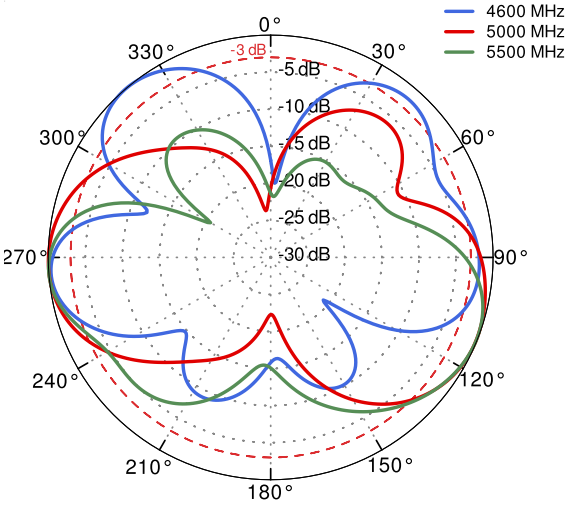

AZIMUTH

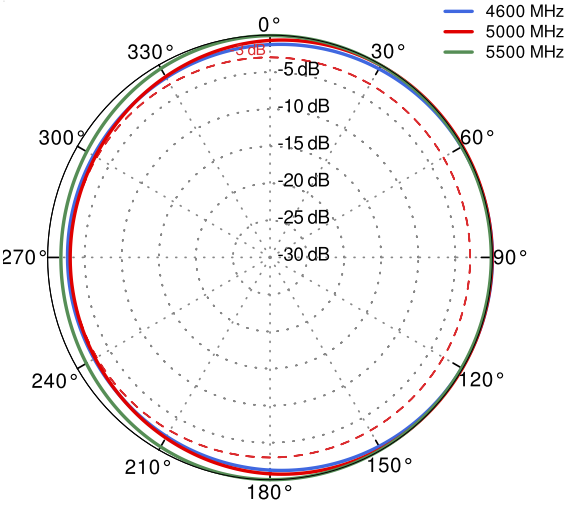

Copyright © 2023, Wireless Instruments. Specifications and information given in this document are subject to change without prior notice.

DIMENSIONS



WWW.QUWIRELESS.COM

Sales email: sales@quwireless.com **Tel:** +48 513 900 416

Support email: support@quwireless.com **Website:** www.quwireless.com

Address: Wireless Instruments Sp. z o.o., ul. Kościuszki 27, 52-116 Iwiny, Poland

Copyright © 2023, Wireless Instruments. Specifications and information given in this document are subject to change without prior notice.