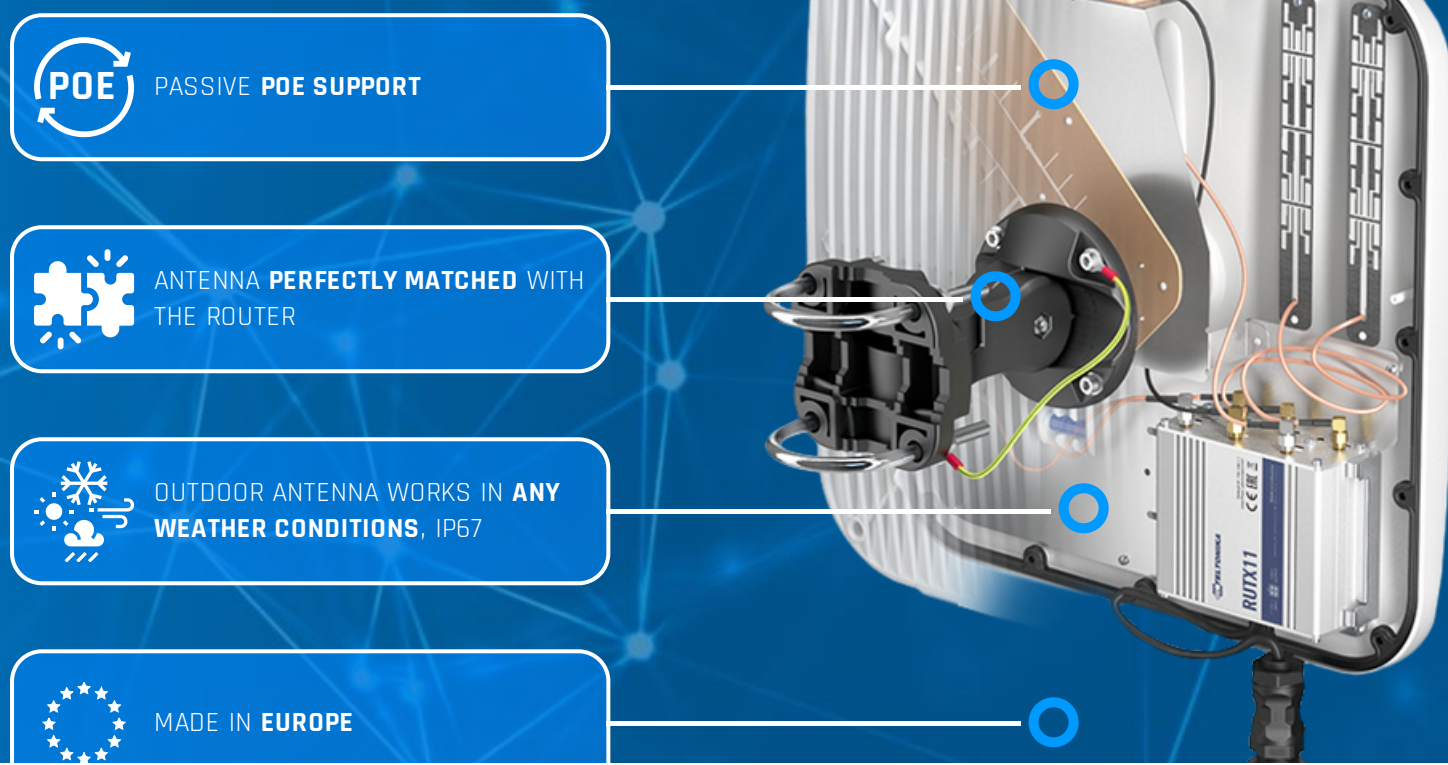



QuMax XR2 bi-directional kit for RUTX12

Set of two separate eXtra Range LTE directional antennas for bi-directional connection to two different LTE base stations. The main antenna has integrated also dualband Wi-Fi, GPS, Bluetooth antennas and space to install Teltonika RUTX12. The second antenna is only directional LTE XR antenna

The QuMax XR2 is a bi-directional LTE eXtra Range antenna set (two separate antenna) two connect to two different LTE base station (it can also be connected to one base station in order to obtain a greater share of the transfer from that base station). The main antenna additionally has built-in Wi-Fi dual band, GPS and Bluetooth antennas, 2x Nf connectors for the second LTE antenna and a space to install the RUTX12 router inside antenna enclosure. The second antenna is LTE Extra Range directional antenna only and is in smaller enclosure. The QuMax XR2 set is dedicated to long-range connections from the LTE base station, also to two different base stations, which gives optimal use of functions such as load balancing and carrier aggregation.



LTE ANTENNA SPECIFICATION

FREQUENCY	694 - 960 MHz 1.7 - 2.2 GHz 2.2 - 2.7 GHz
SUPPORTED LTE/5G BANDS	1, 2, 3, 4, 5, 7, 8, 9, 10, 12, 13, 14, 17, 18, 19, 20, 25, 26, 27, 28, 29, 30, 33, 34, 35, 36, 37, 38, 39, 40, 41, 44, 53, 65, 66, 67, 68, 69, 85, 103, n80, n81, n82, n83, n84, n86, n89, n90, n95, n97, n98, n100, n101, n256
GAIN	694 - 960 MHz : 7 dBi 1.7 - 2.2 GHz : 7 dBi 2.2 - 2.7 GHz : 7 dBi
FRONT-TO-BACK	>10 dB
VSWR	<1.70, max <2.00
BEAMWIDTH	70°/70° ±15°
POLARIZATION	Dual polarized X-Pol
IMPEDANCE	50 Ω

WI-FI ANTENNA SPECIFICATION

FREQUENCY	2.4 - 2.5 GHz 4.7 - 6 GHz
GAIN	2.4 - 2.5 GHz : 6 dBi 5.00 - 6.00 GHz : 4 dBi
VSWR	<1.70, max <2.00
BEAMWIDTH	360°/25° ±5°
POLARIZATION	Vertical
IMPEDANCE	50 Ω

BLUETOOTH ANTENNA SPECIFICATION

FREQUENCY	2.40 - 2.50 GHz
GAIN	3 dBi
VSWR	<1.70, max <2.00
BEAMWIDTH	360°/25° ±5°
POLARIZATION	Vertical
IMPEDANCE	50 Ω

MECHANICAL SPECIFICATION (MASTER)

MATERIALS	ABS, aluminum, PTFE, Fiberglass
CONNECTOR TYPE	RJ45 + 2x Nf
INGRESS PROTECTION	IP67
DIMENSIONS	392 x 392 x 99 mm 15.43 x 15.43 x 3.90 inch
WEIGHT	3.7 kg 8.16 lbs
OPERATING TEMPERATURE	From -40°C to 80°C From -40°F to 176°F
MAST DIAMETER	25-60mm 0.98-2.36 inch

MECHANICAL SPECIFICATION (SLAVE)

MATERIALS	ABS, aluminum, PTFE, Fiberglass
INGRESS PROTECTION	IP67
DIMENSIONS	272 x 276 x 96 mm 10.71 x 10.87 x 3.78 inch
WEIGHT	1.8 kg 3.97 lbs
OPERATING TEMPERATURE	From -40°C to 80°C From -40°F to 176°F
CABLE LENGTH	70 cm
CABLE TYPE	LMR195 white

CONNECTOR TYPE

2x Nm plug

MAST DIAMETER

25-60mm
0.98-2.36 inch

FREQUENCY BANDS

LTE / 4G GSM

	5	8	12	13	14	17	18	
694 MHz	19	20	26	27	28	29	44	960 MHz
	67	68	85	103	n81	n82	n83	
	n89	n100						

LTE / 4G UMTS

	1	2	3	4	9	10	25	
1710 MHz	33	34	35	36	37	39	n80	2170 MHz
	n84	n86	n95	n98	n101			

LTE / 4G WCS DARS

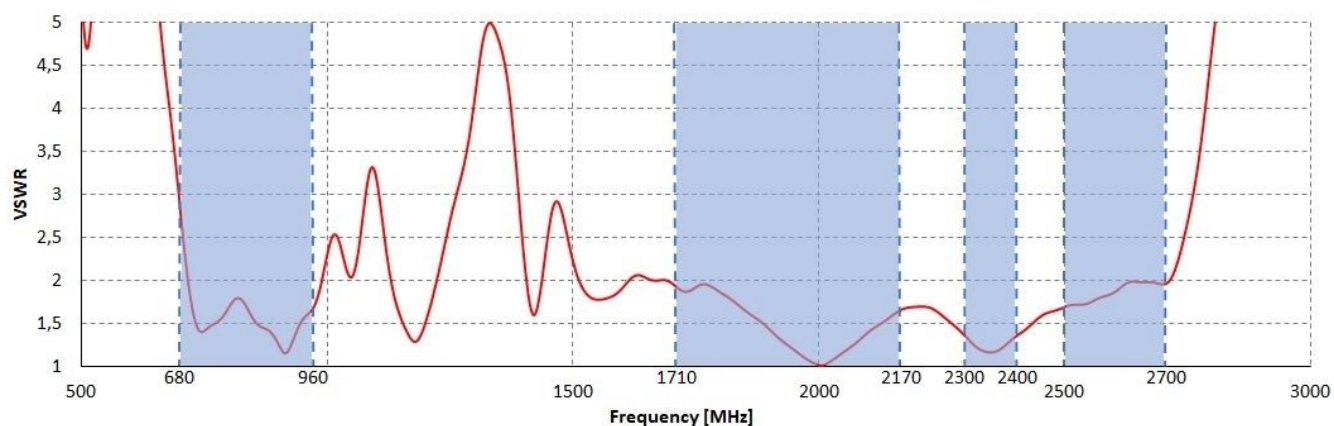
2300 MHz	30	40	n97					2400 MHz
----------	----	----	-----	--	--	--	--	----------

LTE / 4G

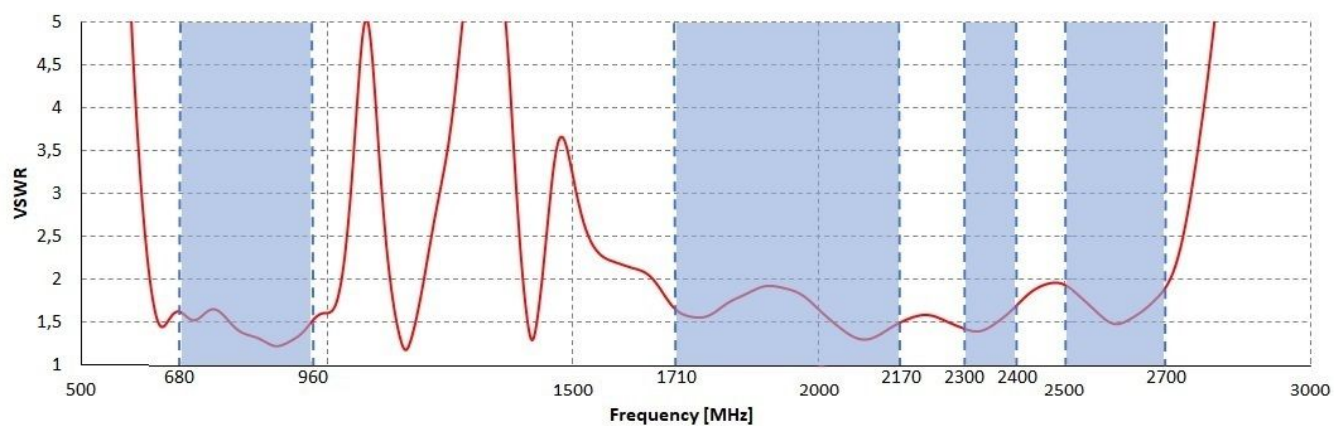
2400 MHz	7	38	41	53	69	n90		2700 MHz
----------	---	----	----	----	----	-----	--	----------

PLOTS

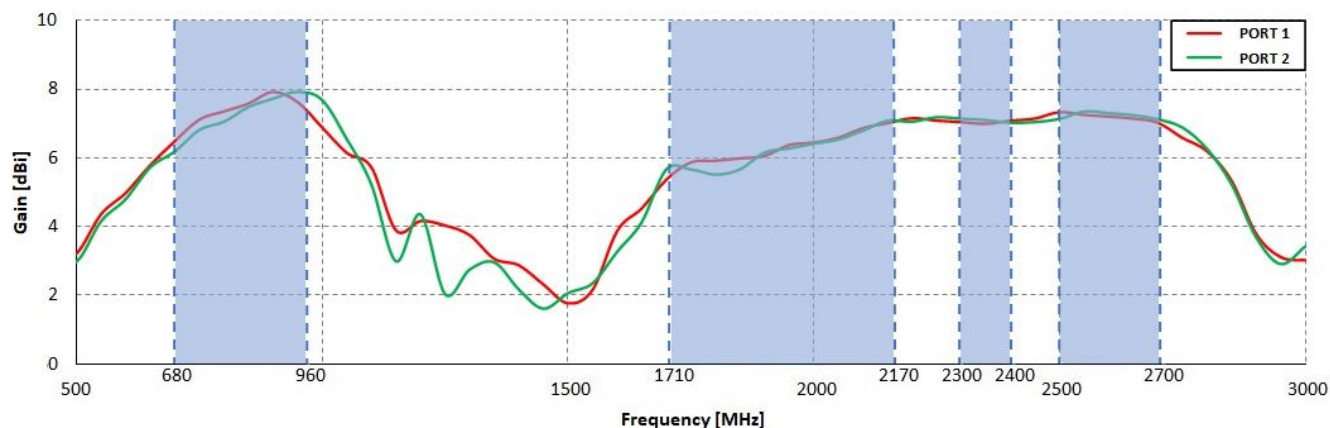
VSWR for LTE antenna PORT 1



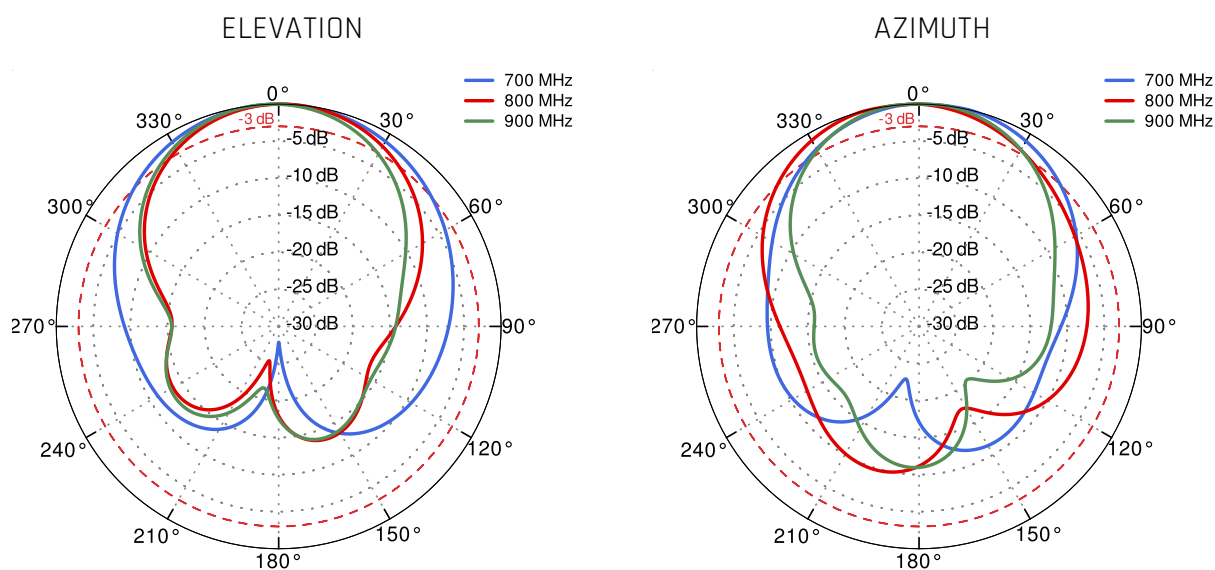
VSWR for LTE antenna PORT 2



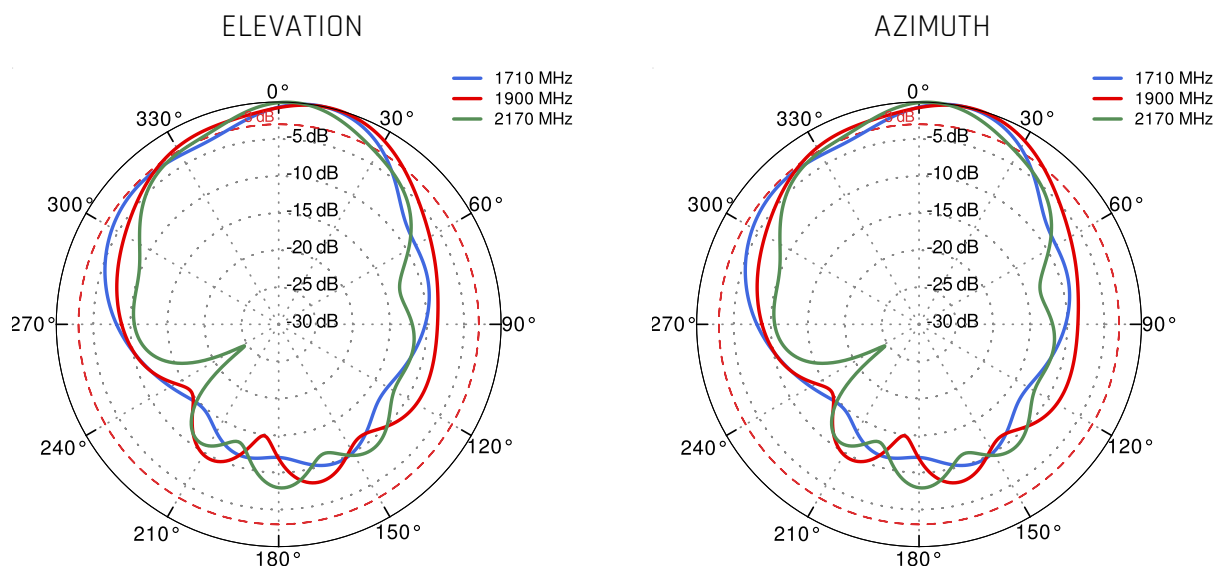
Gain for LTE antenna



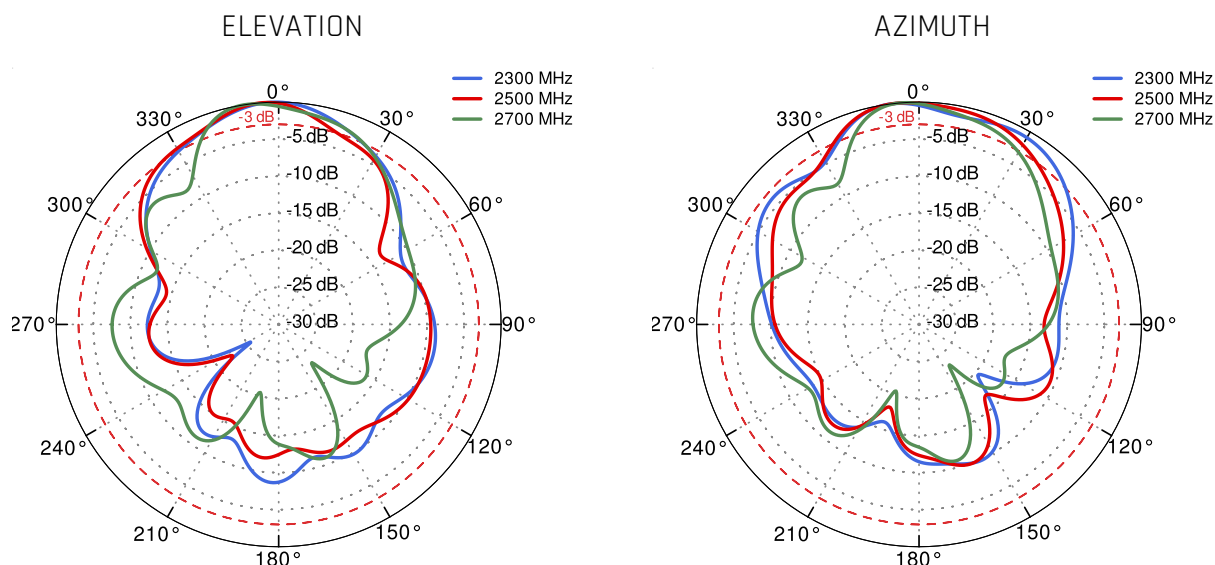
LTE Port 1 700MHz to 900MHz



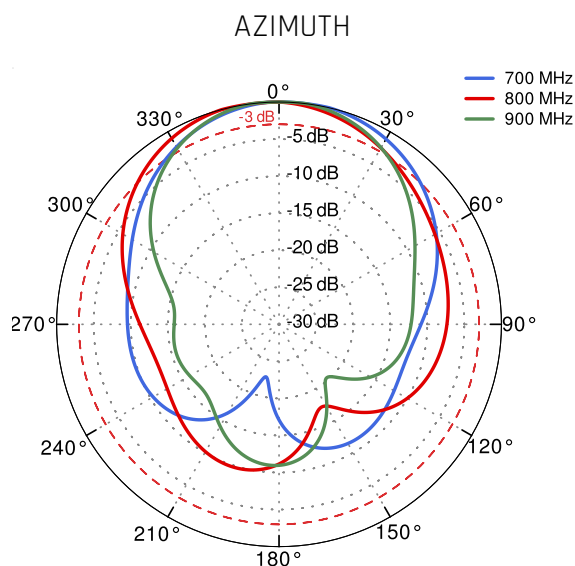
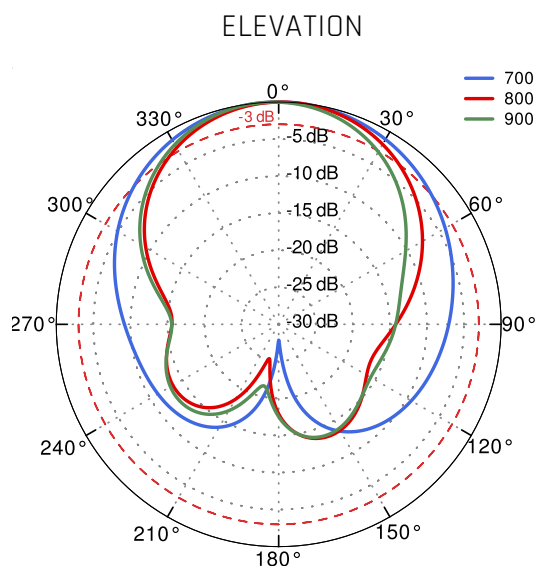
LTE Port 1 1.71GHz to 2.17GHz



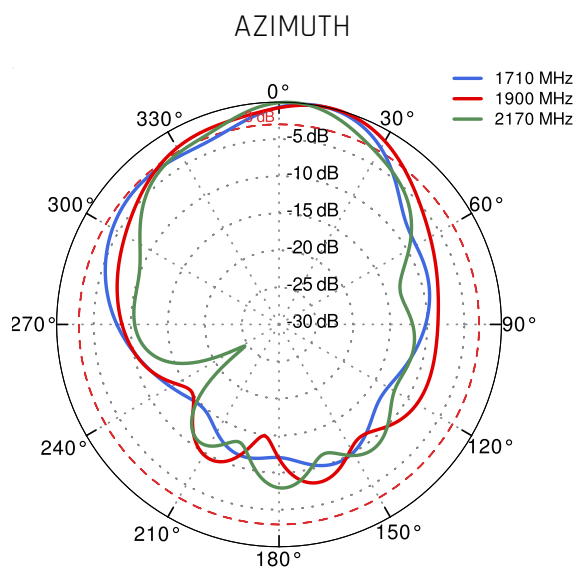
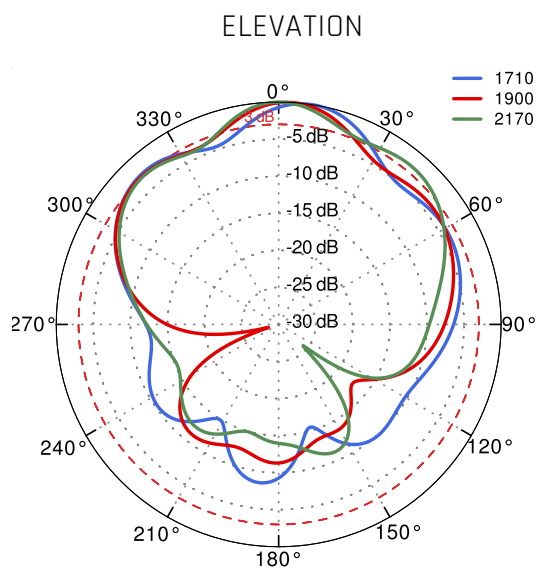
LTE Port 1 2.3GHz to 2.7GHz



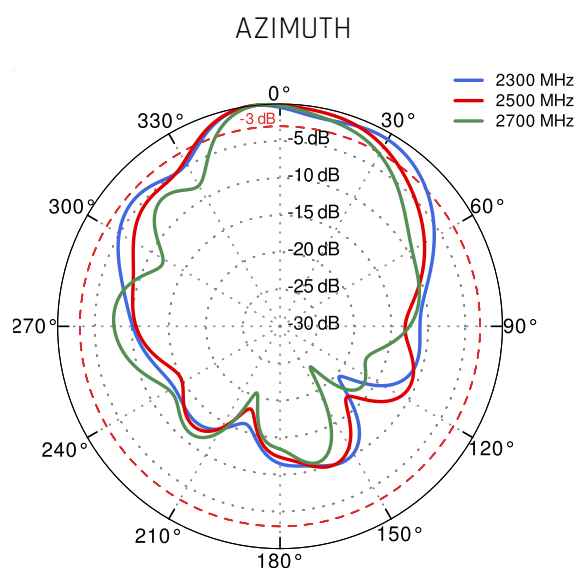
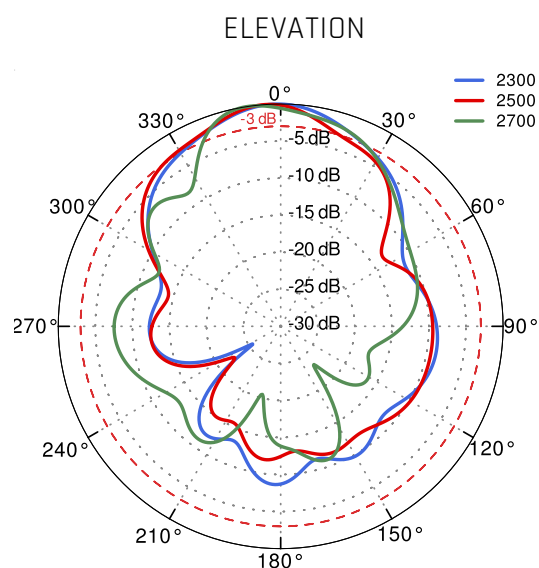
LTE Port 2 700MHz to 900MHz



LTE Port 2 1.71GHz to 2.17GHz



LTE Port 2 2.3GHz to 2.7GHz



DIMENSIONS

