


# QuSector 9HV-65-3 Wi-Fi 6E

QuSector 9HV-65-3 Wi-Fi 6E offers a 65 degrees, 8dBi (2.4GHz) & 9dBi (5GHz-7GHz) gain signal. It is a perfect indoor and outdoor device for industrial installations.

QuSector 9HV-65-3 is a concurrent dual band, H&V polarity, MIMO 3x3 panel antenna. It simultaneously operates at **2.4GHz** with 8dBi gain and at **5GHz-7GHz** with 9dBi gain. It is a futureproof solution with **Wi-Fi 6E** and **Wi-Fi 7** support. Due to its medium gain, it can be used on short or medium distances, for example for hotspots in schools, stadiums, offices or public places. High quality injection moulded enclosure allows to implement it alongside with indoor and IP67 outdoor solutions. Wide frequency range (2.4-2.5GHz & 5-7.125GHz) helps to find suitable frequency for the most effective operation. It is designed to be applied mainly to special access points working in the systems where two bands (frequencies) are diplexed for one antenna connector. The antenna comes in following configurations: 3\*70cm (28inch) cables terminated with Nm, RPSMA, RPTNC connectors. QuSector 9HV-65-3 was designed to be a perfect match for your access point.

**Wi-Fi 6E**  
**2.4GHz + 5GHz**  
**6GHz + 7GHz**  
**9 dBi**  
**DIRECTIONAL**  
**IP 67**  
**-40° TO +80°**

ADJUSTABLE, POLE **MOUNTING**  
**SYSTEM**



ANTENNA **PERFECTLY MATCHED** WITH  
THE ROUTER



OUTDOOR ANTENNA WORKS IN **ANY**  
**WEATHER CONDITIONS**, IP67



MADE IN **EUROPE**



## WI-FI SPECIFICATION

FREQUENCY	2.4 - 2.5 GHz 5 - 7.125 GHz
GAIN	2.4 - 2.5 GHz: 8 dBi 5 - 7.125 GHz: 9 dBi
VSWR	< 1.80
BEAMWIDTH	2.4 - 2.5 GHz - 65°/65° 5 - 7.125 GHz - 60°/60°
POLARIZATION	Horizontal Vertical
IMPEDANCE	50 $\Omega$
SEPARATION BETWEEN CONNECTORS	2.4 - 2.5 GHz: > 33dB
FRONT-TO-BACK	2.4 - 2.5 GHz: 20dB 4.9 - 6 GHz: 25dB
MAX INPUT POWER	50W
DC GROUND	Yes

## MECHANICAL SPECIFICATION

MATERIAL	ABS
CONNECTOR	3xRPSMA/3xNM/3xRPTNC
OUTER DIMENSIONS	16.5 x 16.5 x 4.5 cm 6.5 x 6.5 x 1.77 inch
WEIGHT	0.9 kg
OPERATING TEMPERATURE	-40°C to +80°C -40°F to 176°F

## MOUNTING KIT

MATERIAL	Galvanized steel
WEIGHT	0.3 kg
MOUNTING PLACE	Mast
MAST DIAMETER	40-60 mm 1.57-2.36 inch

## COMPATIBLE ROUTERS

VARIANT: S9HV.65.3RT

**CISCO**

AIR-AP1602E

**OTHER**

3 \* RPTNC

VARIANT: S9HV.65.3RS

**TELTONIKA**

ICR-4401W

**ARUBA**

AP-114, AP-214, AP-224, AP-304, IAP-214, IAP-224, IAP-304

**D-LINK**

DSR-1000AC

**EXTREME NETWORKS**

AP 7532

**FORTINET**

FAP-S313C, FAP-S323C, FAP-S323CR

**HUAWEI**

AP5130DN

**JUNIPER NETWORKS**

AX11

**TELTONIKA**

ICR-4401W

**OTHER**

3 \* RPSMA

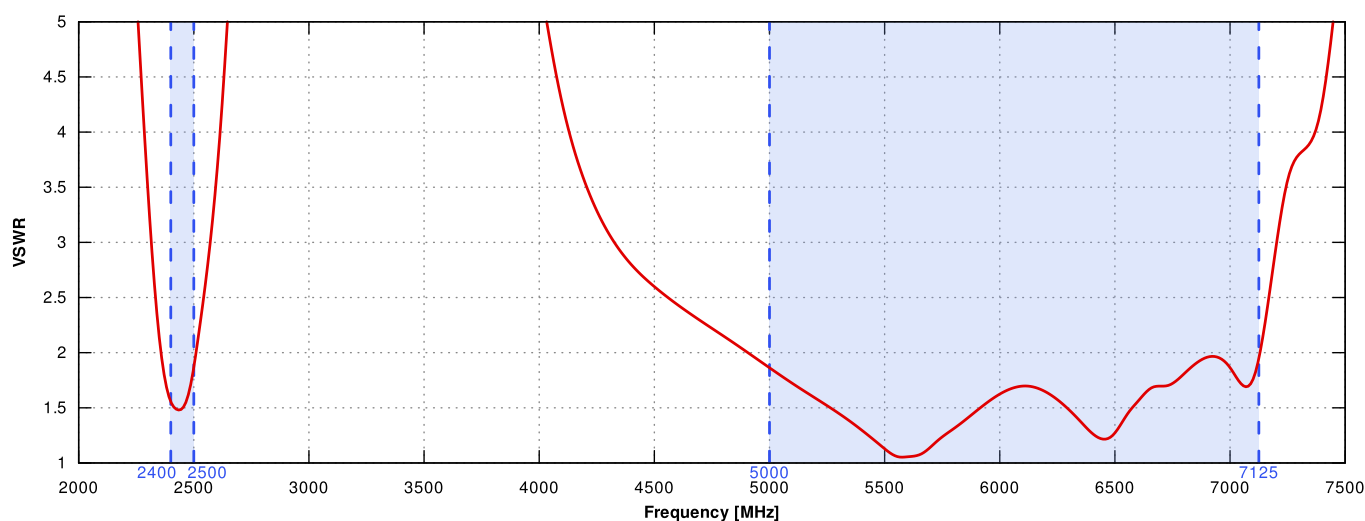
VARIANT: S9HV.65.3NM

**SIEMENS**6GK5748-1GD00-0AB0, 6GK5748-1GD00-0AA0, 6GK5788-1GD00-0AA0,  
6GK5788-1GD00-0AB0**OTHER**

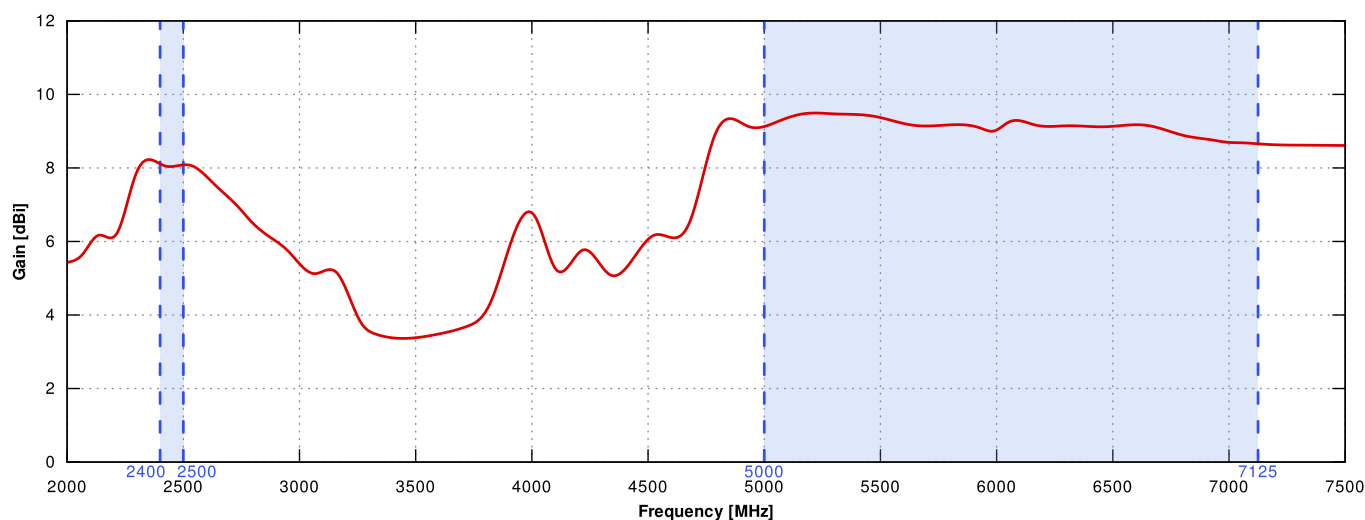
3 \* N-male

## PLOTS

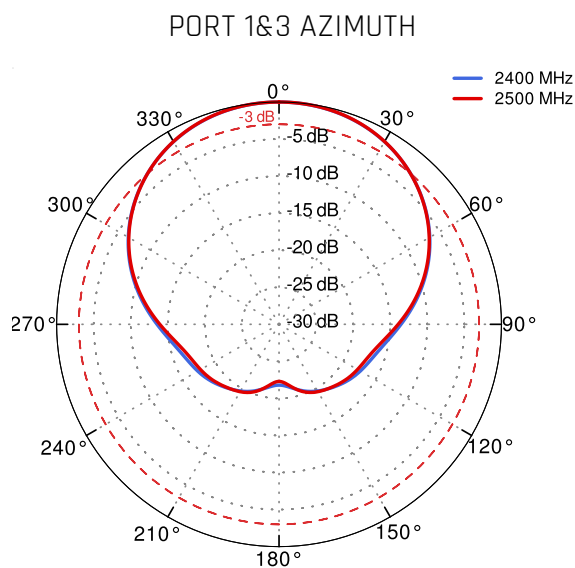
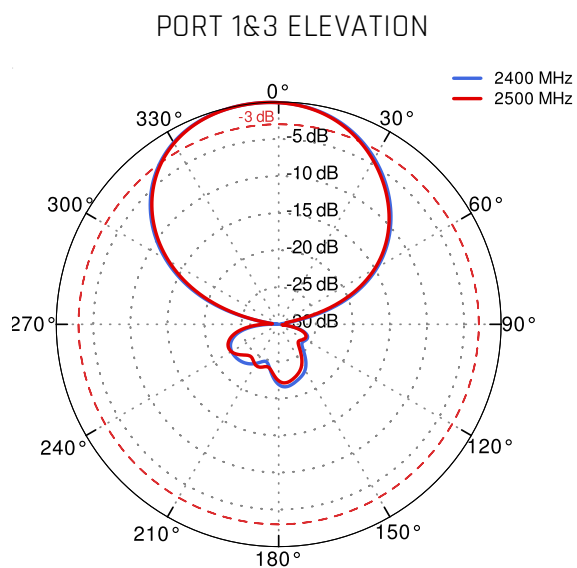
VSWR



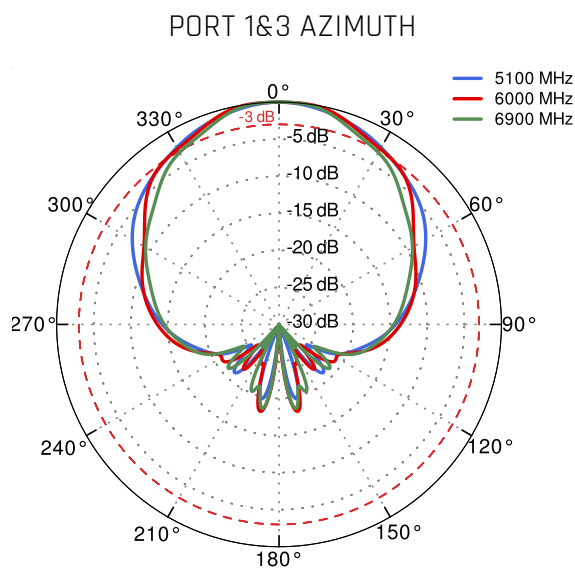
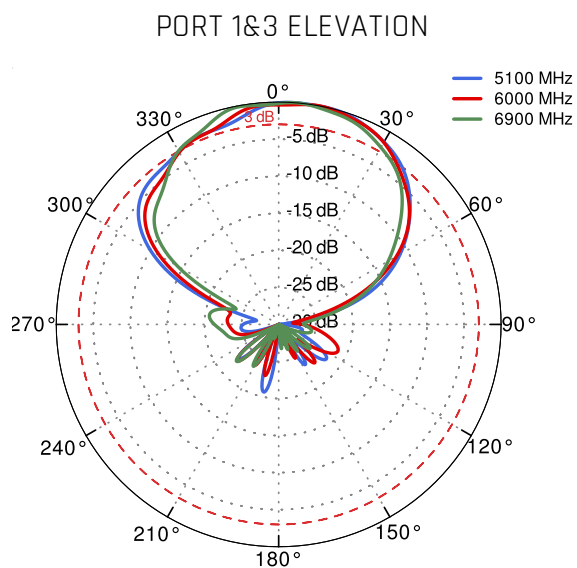
Gain



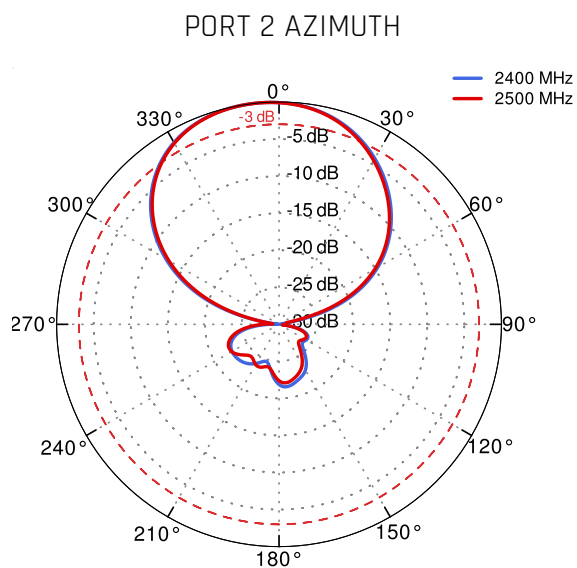
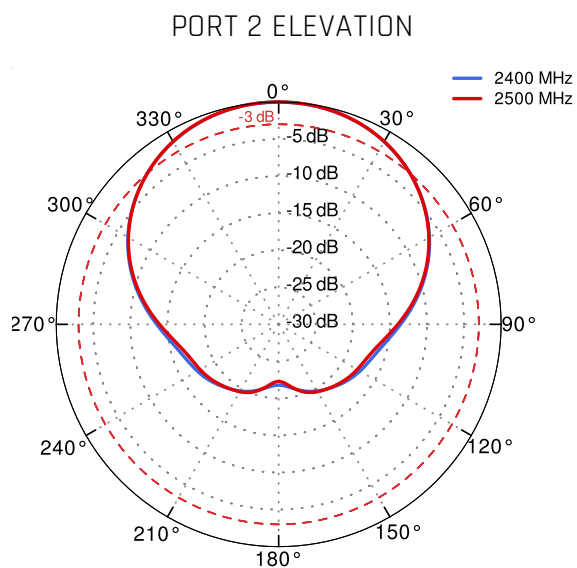
## 2.4GHz to 2.5GHz



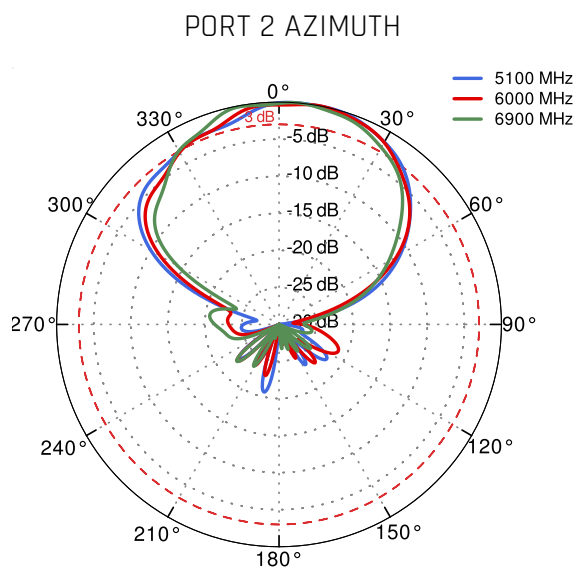
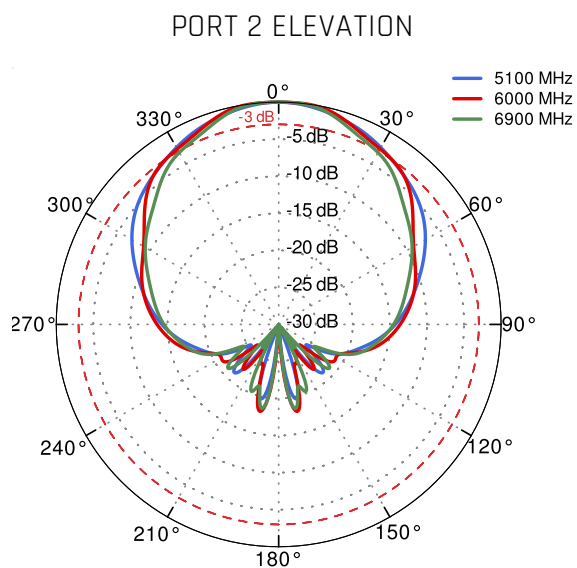
## 5GHz to 6GHz



## 2.4GHz to 2.5GHz



## 5GHz to 6GHz



## DIMENSIONS

