

# QuSpot for Cradlepoint IBR200

**INTEGRATED MULTI-BAND LTE OMNI ANTENNA + WIFI OMNI ANTENNA + PLACE TO INSTALL CRADLEPOINT IBR200 (ALL-IN-ONE)**

QuSpot omni LTE antenna for Cradlepoint IBR200 router is a perfect outdoor device for mobile and fixed installations like industrial, hotspots, yachts, boats, campers, RV etc. It has embedded also omni Wi-Fi. If you use IBR200 with QuSpot antenna, you get an integrated complete solution with embedded router and multi band antennas in one enclosure.

The set contains a PoE splitter, allowing to provide both data and power via one Ethernet cable and keep Fast Ethernet transfer speeds. Using QuWireless splitter provides 3KA surge and lightning protection.

**4G**  
LTE

**Wi Fi** 2.4GHz

  
**694-2700MHz**

  
**6 dBi**

  
**OMNI  
DIRECTIONAL**

  
**IP 67**

  
**-40° TO +80°**



OUTDOOR ANTENNA WORKS IN **ANY  
WEATHER CONDITIONS**, IP67




ANTENNA **PERFECTLY MATCHED** WITH  
THE ROUTER



802.3AF POE SUPPORT



MADE IN **EUROPE**



## LTE ANTENNA SPECIFICATION

FREQUENCY	694 - 960 MHz 1.7 - 2.2 GHz 2.5 - 2.7 GHz
GAIN	694 - 960 MHz : 2 dBi 1.7 - 2.2 GHz : 2 dBi 2.5 - 2.7 GHz : 4 dBi
SUPPORTED LTE/5G BANDS	1, 2, 3, 4, 5, 6, 7, 8, 9, 10, 12, 13, 14, 17, 18, 19, 20, 23, 25, 26, 27, 28, 29, 30, 33, 34, 35, 36, 37, 38, 39, 40, 41, 44, 53, 59, 62, 65, 66, 67, 68, 69, 85, n80, n81, n82, n83, n84, n86, n89, n90, n95
VSWR	<1.60, max <2.00
BEAMWIDTH	360°/35° ±5°
POLARIZATION	Vertical
IMPEDANCE	50 $\Omega$

## WI-FI ANTENNA SPECIFICATION

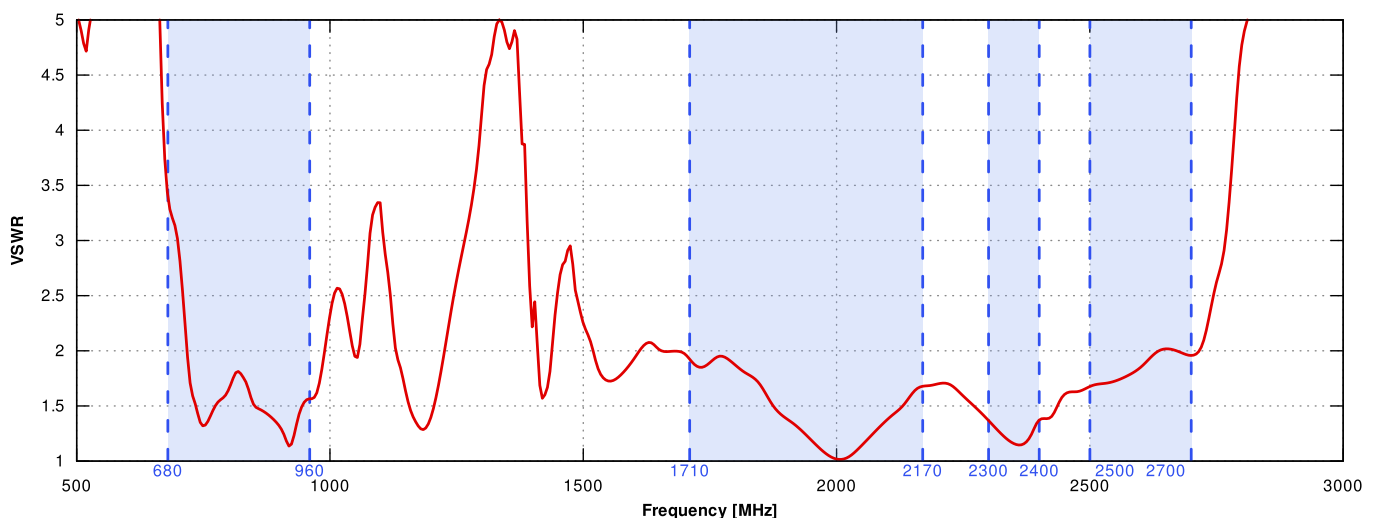
FREQUENCY	2.4 - 2.5 GHz
GAIN	6 dBi
VSWR	<1.70, max <2.00
BEAMWIDTH	360°/25° ±5°
POLARIZATION	Vertical
IMPEDANCE	50 $\Omega$

## MECHANICAL SPECIFICATION

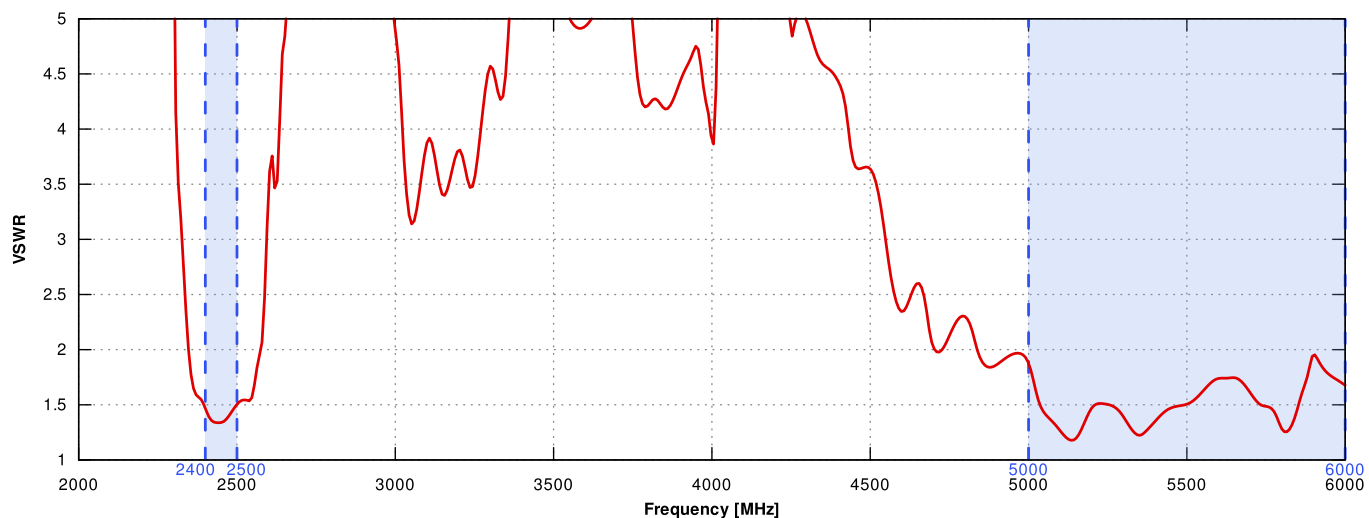
<b>MATERIALS</b>	ABS, aluminum, PTFE, Fiberglass
<b>INGRESS PROTECTION</b>	IP67
<b>CONNECTOR TYPE</b>	RJ45
<b>DIMENSIONS</b>	240 x 160 x 160 mm 9.45 x 6.3 x 6.3 inch
<b>WEIGHT</b>	1.5 kg 3.31 lbs
<b>OPERATING TEMPERATURE</b>	From -25°C to 70°C From -13°F to 158°F
<b>MAST DIAMETER</b>	40-60 mm 1.57-2.36 inch

## PLOTS

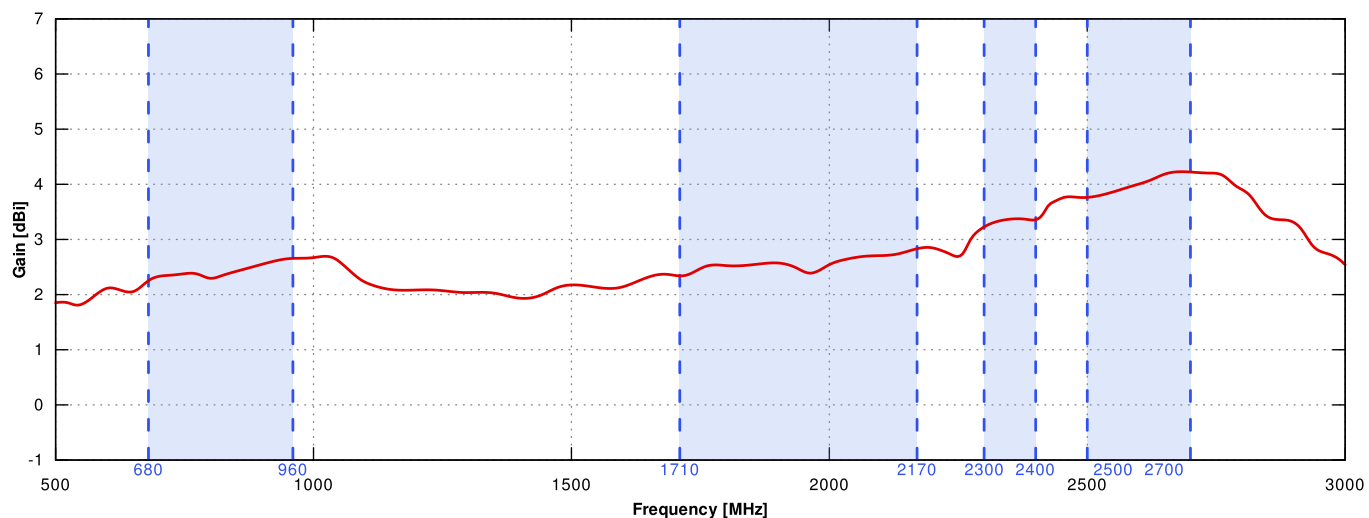
VSWR for LTE antenna



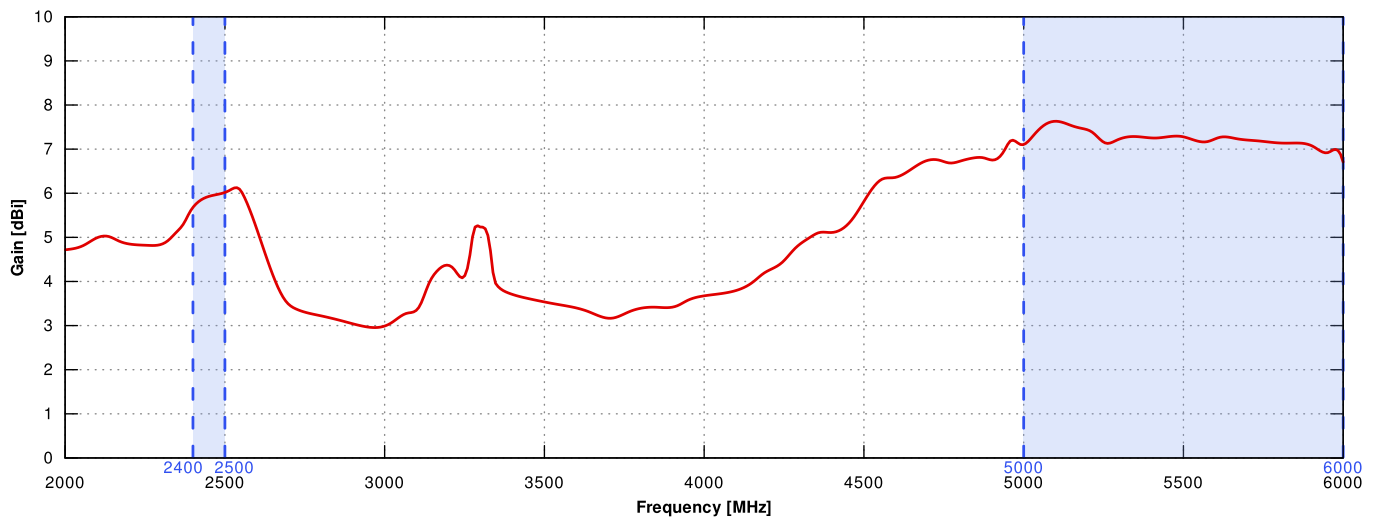
## VSWR for Wi-Fi antenna



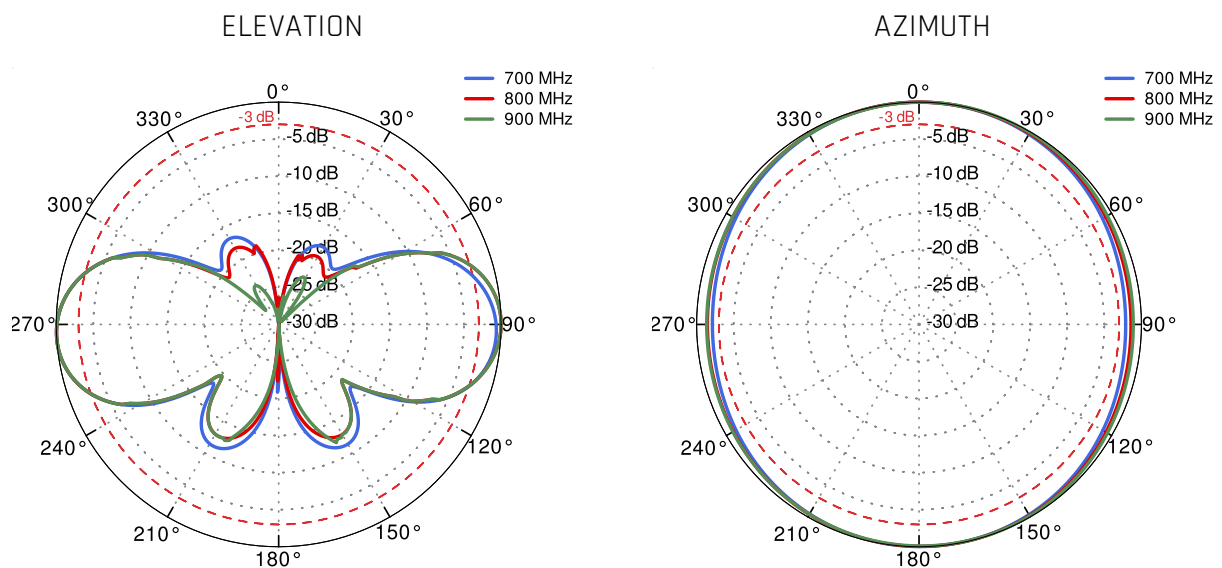
## Gain for LTE antenna



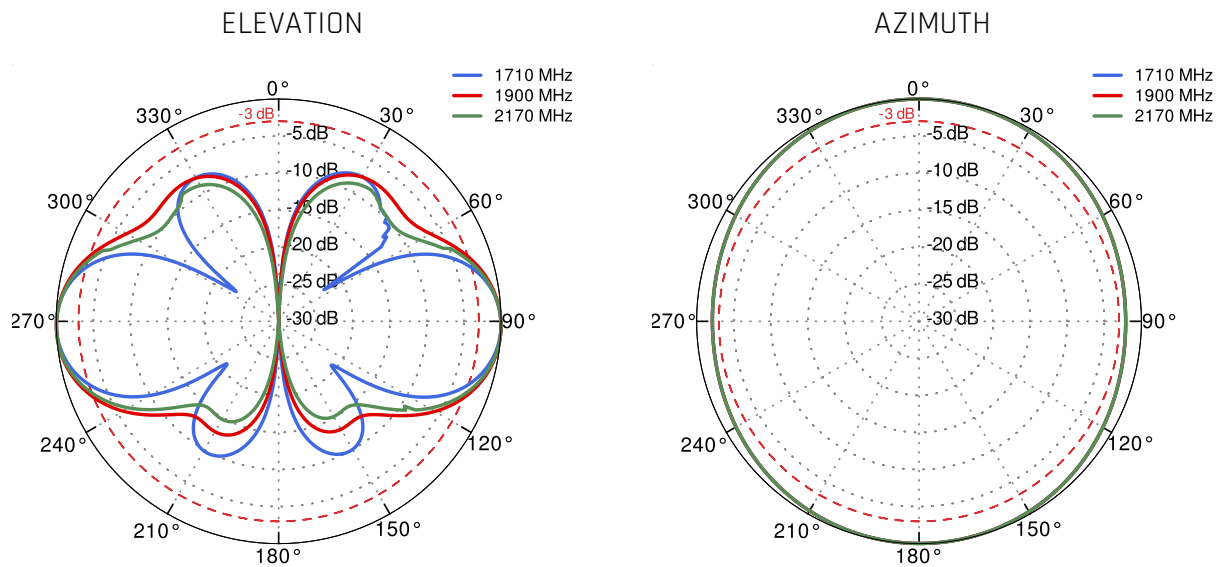
## Gain for Wi-Fi antenna



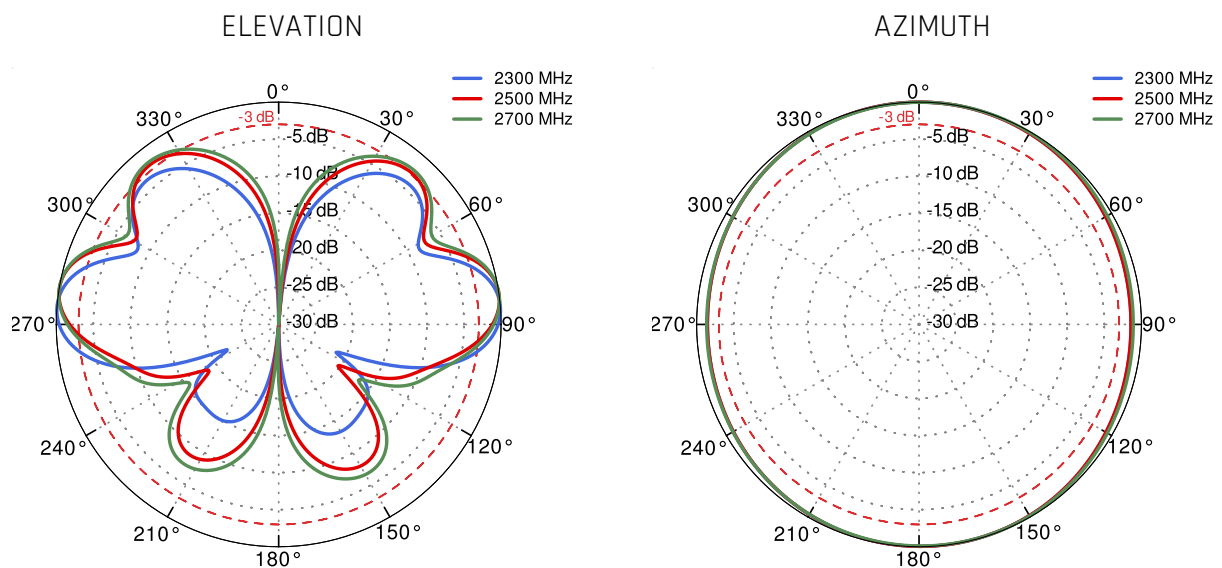
## LTE from 700MHz to 900MHz



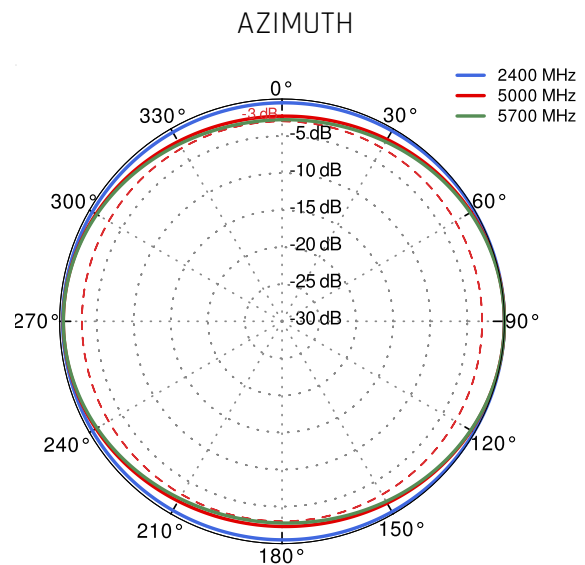
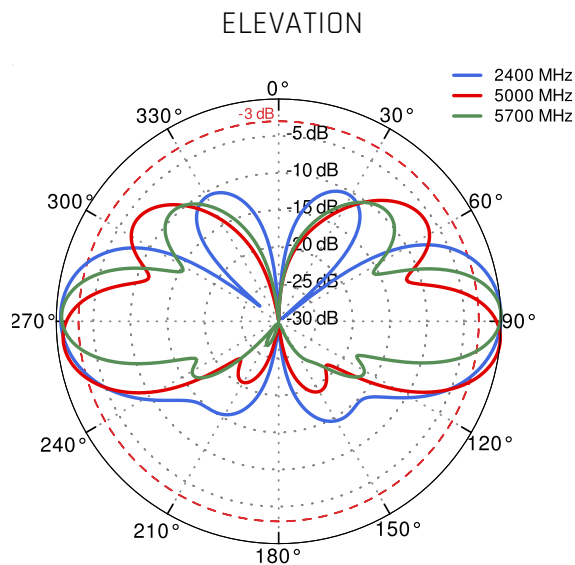
## LTE from 1.71 GHz to 2.17GHz



## LTE from 2.3GHz to 2.7GHz



## Wi-Fi 2.4GHz and 5.7GHz



## DIMENSIONS

