

QuMax for DIGI IX20

INTEGRATED MULTI-BAND 5G DIRECTIONAL ANTENNA + WI-FI OMNI ANTENNA + GPS ANTENNA + POE SPLITTER + PLACE TO INSTALL DIGI IX20 (ALL-IN-ONE)

QuMax antenna for **DIGI IX20** router is a perfect outdoor device for improving the signal in rural/suburban and locations where the mobile signal is weak. It has embedded directional 5G, omni Wi-Fi and GPS antenna. If you use IX20 with QuMax antenna, you get an integrated complete solution with embedded router and multi band antennas in one enclosure.

The set contains a [PoE splitter](#), allowing you to split data and power from a single Ethernet cable and maintain gigabit transfer speeds while protecting the LAN port from damage caused by overvoltage, short circuit or improper connection.



OUTDOOR ANTENNA WORKS IN ANY WEATHER CONDITIONS, IP67



MOUNTING SYSTEM WITH TWO PLANES, 60 DEGREES REGULATION



WIDE BAND 600-6000MHZ, 5G TECHNOLOGY



ANTENNA PERFECTLY MATCHED WITH THE DIGI IX20



ALL ANTENNAS AND DIGI ROUTER INTEGRATED IN ONE ENCLOSURE



MADE IN EUROPE



5G / LTE ANTENNA SPECIFICATION

FREQUENCY	617 - 960 MHz 1.7 - 2.7 GHz 3.3 - 4.6 GHz 4.7 - 6.0 GHz
GAIN	617 - 960 MHz : 6 dBi 1.7 - 2.7 GHz : 7 dBi 3.3 - 4.6 GHz : 7 dBi 4.7 - 6.0 GHz : 5.5dBi
SUPPORTED LTE BANDS	1, 2, 3, 4, 5, 7, 8, 9, 10, 12, 13, 14, 17, 18, 19, 20, 22, 25, 26, 27, 28, 29, 30, 33, 34, 35, 36, 37, 38, 39, 40, 41, 42, 43, 44, 46, 47, 48, 49, 52, 53, 65, 66, 67, 68, 69, 71, 85, 103, 106
SUPPORTED 5G BANDS	n1, n2, n3, n5, n7, n8, n12, n13, n14, n18, n20, n25, n26, n28, n29, n30, n34, n38, n39, n40, n41, n46, n47, n48, n53, n65, n66, n67, n71, n77, n78, n79, n80, n81, n82, n83, n84, n85, n86, n89, n90, n95, n97, n98, n100, n101, n256
VSWR	<2.00, max <3.00
BEAMWIDTH	80°/80° ±15°
POLARIZATION	X (±45degrees)
IMPEDANCE	50 Ω

WI-FI ANTENNA SPECIFICATION

FREQUENCY	2.4 - 2.5 GHz 4.7- 6.0 GHz
GAIN	2.4 - 2.5 GHz : 6 dBi 4.7 - 6.0 GHz : 7 dBi
VSWR	< 1.70, max < 2.00
BEAMWIDTH	360°/25°
POLARIZATION	Vertical
IMPEDANCE	50 Ω

MECHANICAL SPECIFICATION

MATERIALS	ABS, aluminum, PTFE, fiberglass
CONNECTOR TYPE	RJ45
INGRESS PROTECTION	IP67
DIMENSIONS	26.9 x 26.95 x 17.7 cm 10.6 x 10.6 x 7 inch
WEIGHT	2.8 kg 6.17 lbs
OPERATING TEMPERATURE	From -40°C to 80°C From -40°F to 176°F
MAST DIAMETER	25-60mm 0.98-2.36 inch

FREQUENCY BANDS

LTE / 4G

617
MHz

1	2	3	4	5	7	8
9	10	12	13	14	17	18
19	20	22	25	26	27	28
29	30	33	34	35	36	37
38	39	40	41	42	43	44
46	47	48	49	52	53	65
66	67	68	69	71	85	103
106						

6000
MHz

5G

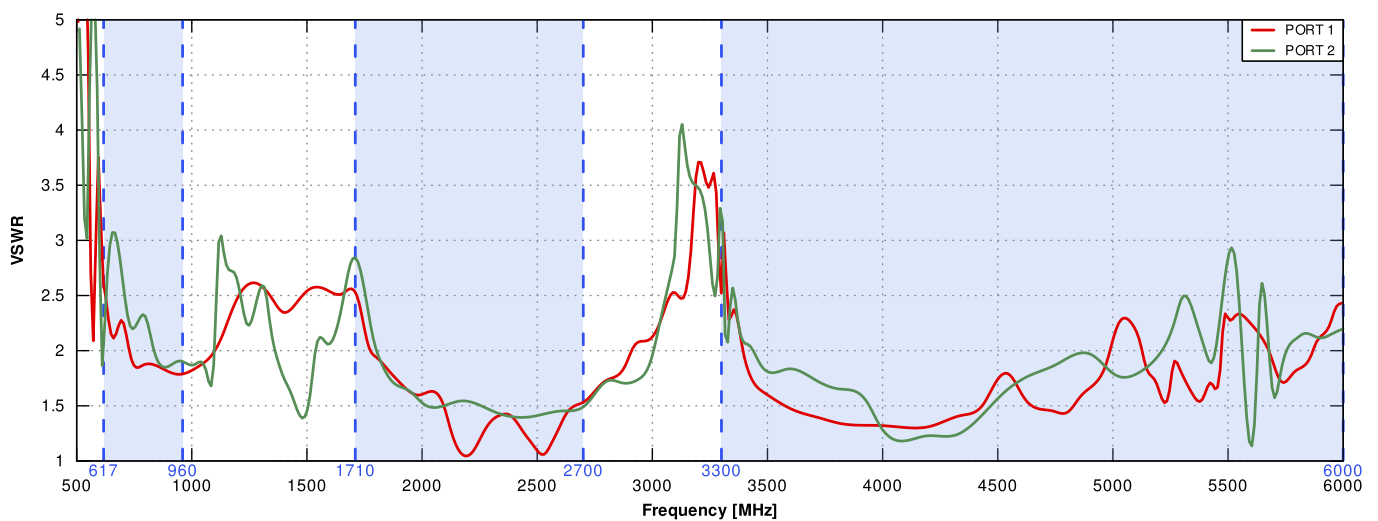
617
MHz

n1	n2	n3	n5	n7	n8	n12
n13	n14	n18	n20	n25	n26	n28
n29	n30	n34	n38	n39	n40	n41
n46	n47	n48	n53	n65	n66	n67
n71	n77	n78	n79	n80	n81	n82
n83	n84	n85	n86	n89	n90	n95
n97	n98	n100	n101	n255		

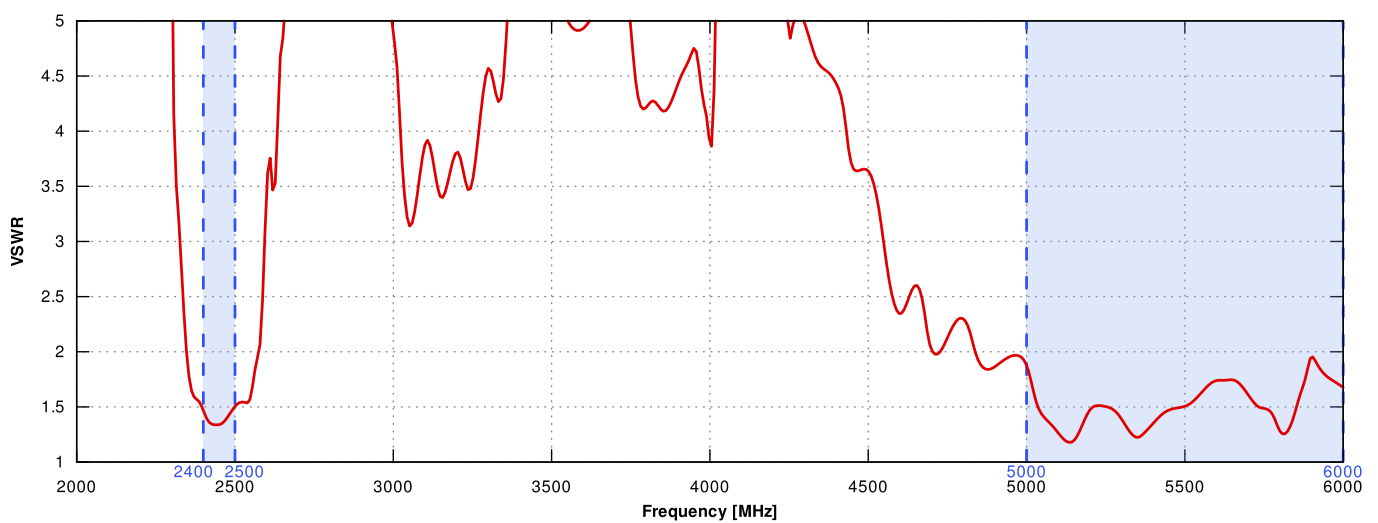
6000
MHz

PLOTS

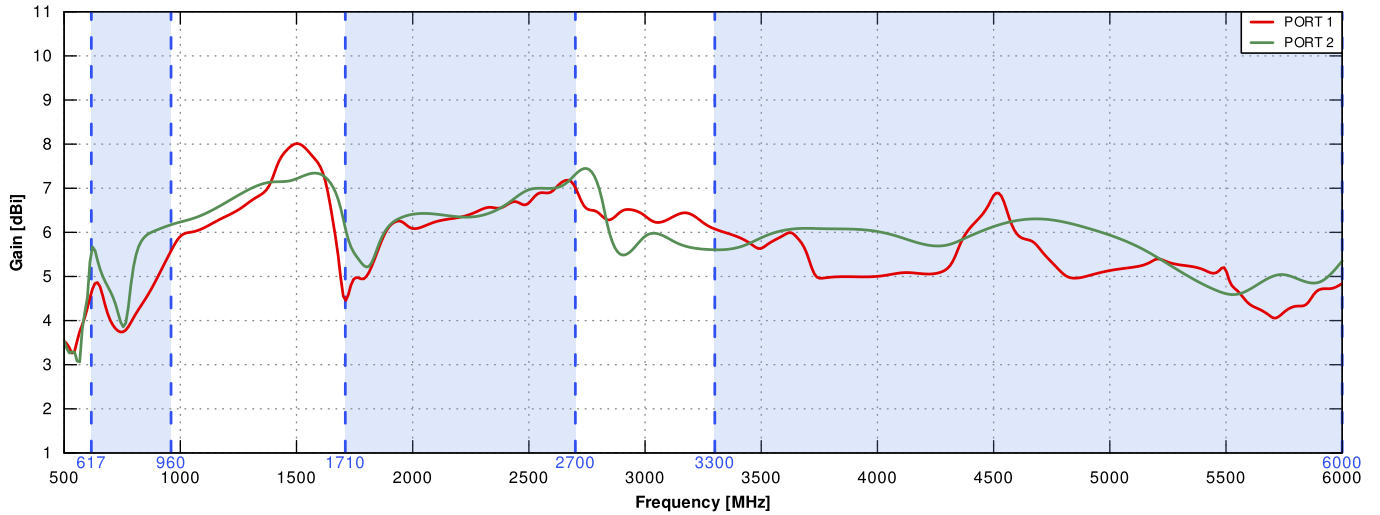
LTE VSWR



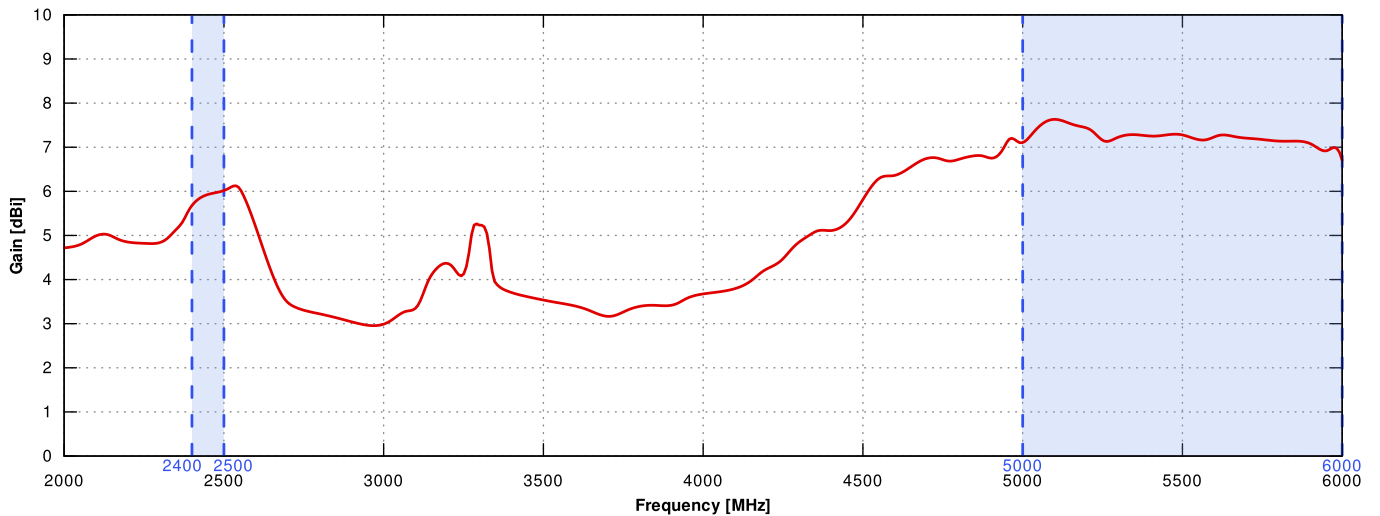
WI-FI VSWR



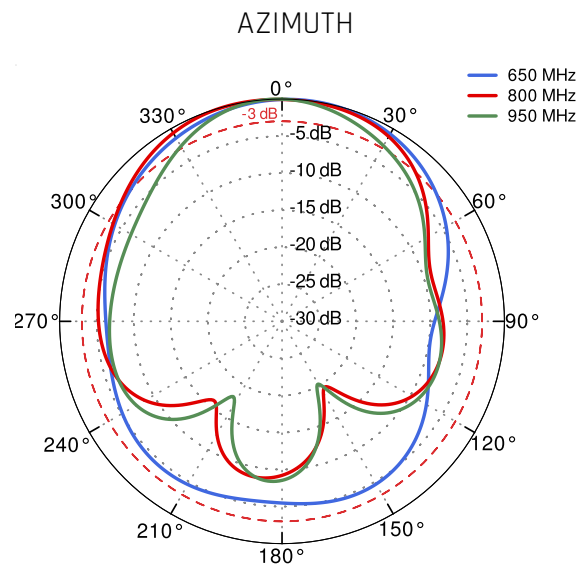
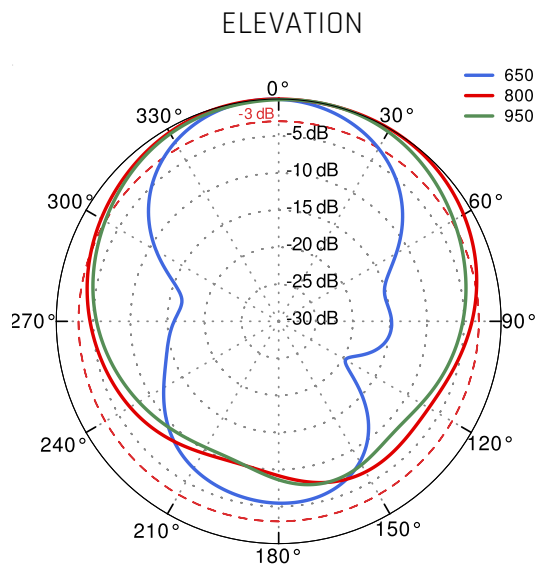
LTE Gain



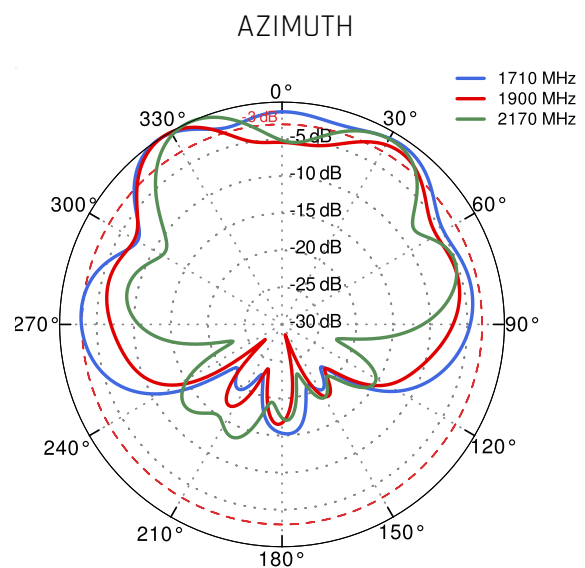
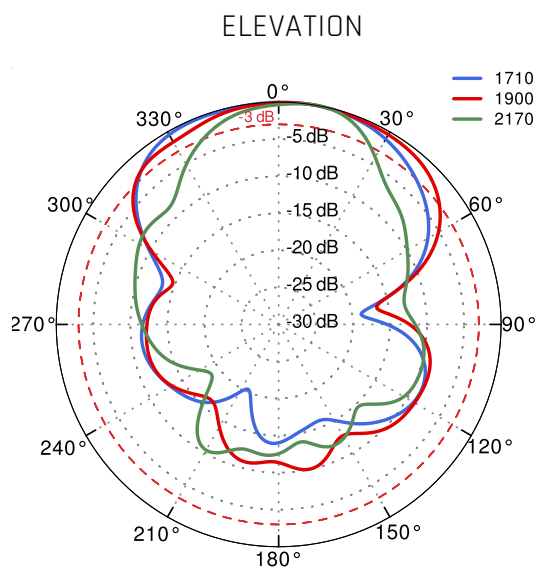
WI-FI Gain



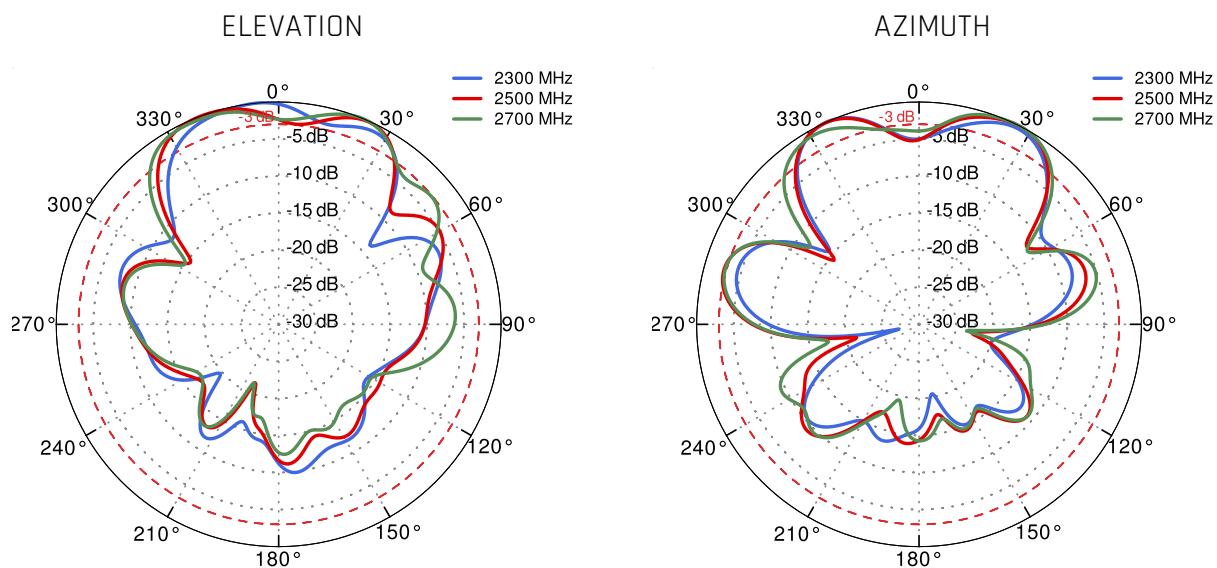
PORT 1 - 5G/LTE from 650MHz to 950MHz



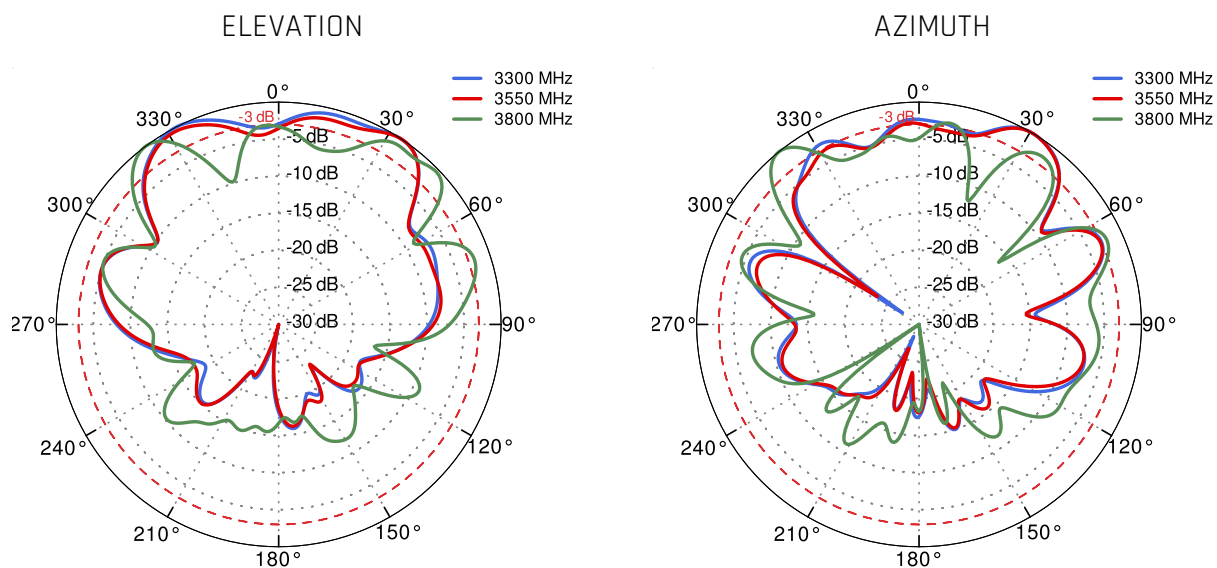
PORT 1 - 5G/LTE from 1.71GHz to 2.17GHz



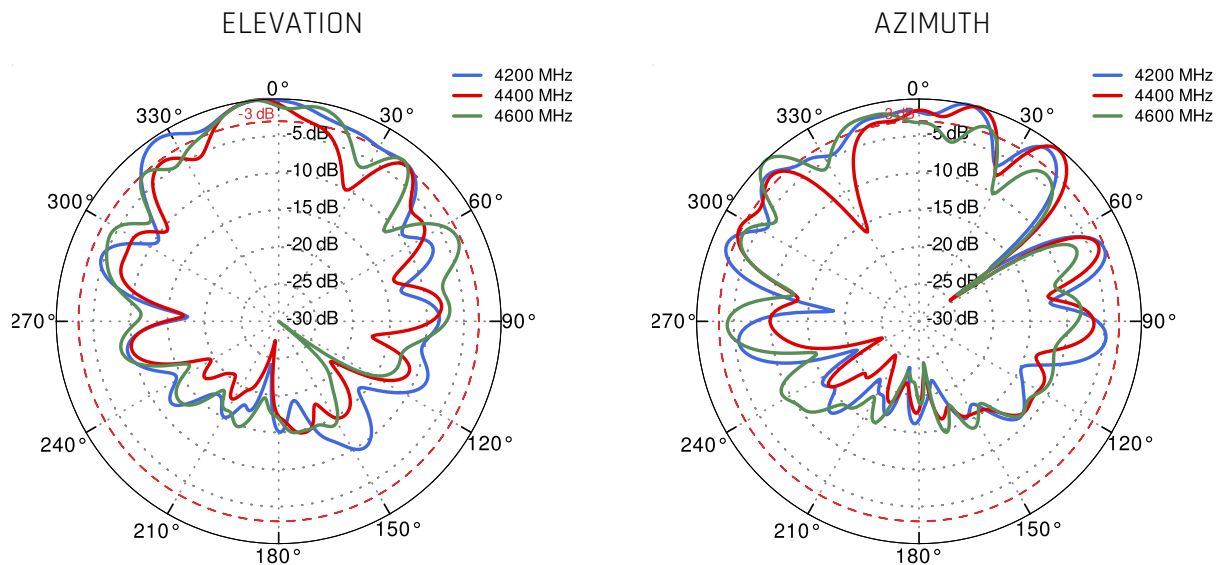
PORT 1 - 5G/LTE from 2.3GHz to 2.7GHz



PORT 1 - 5G/LTE from 3.3GHz to 3.8GHz



PORT 1 - 5G/LTE from 4.2GHz to 4.6GHz



PORT 1 - 5G/LTE from 5.0GHz to 5.9GHz



PORT 2 - 5G/LTE from 650MHz to 950MHz



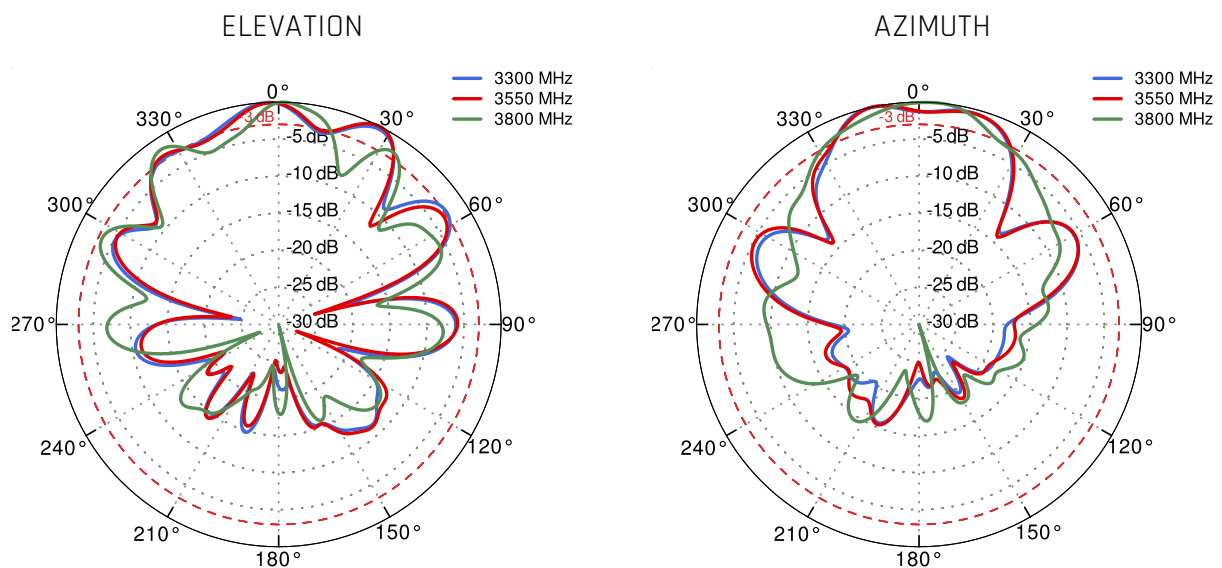
PORT 2 - 5G/LTE from 1.71GHz to 2.17GHz



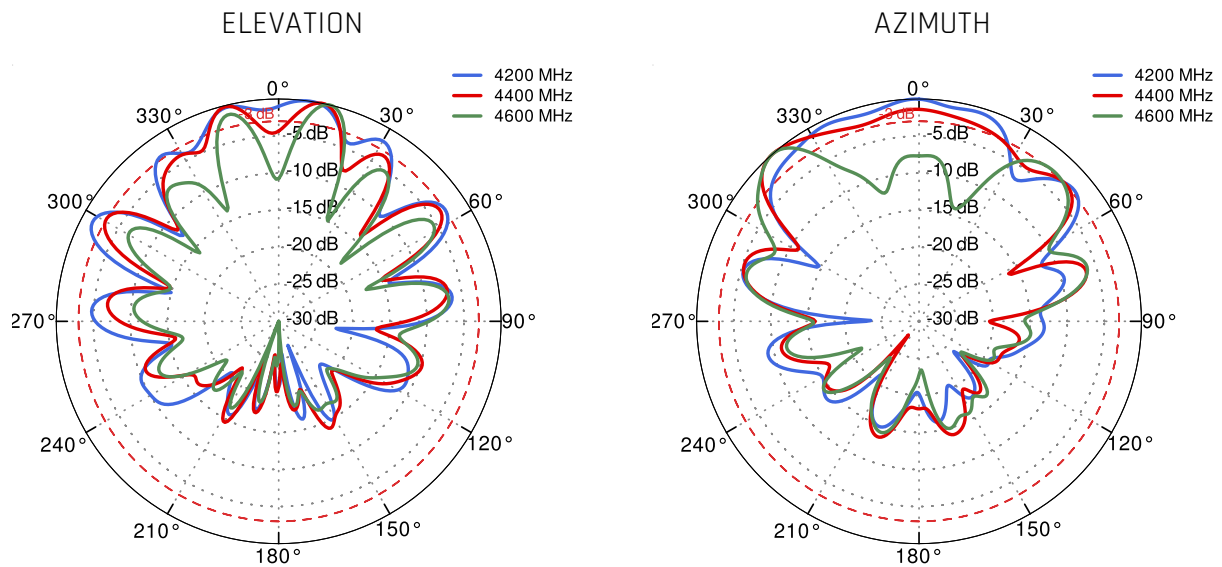
PORT 2 - 5G/LTE from 2.3GHz to 2.7GHz



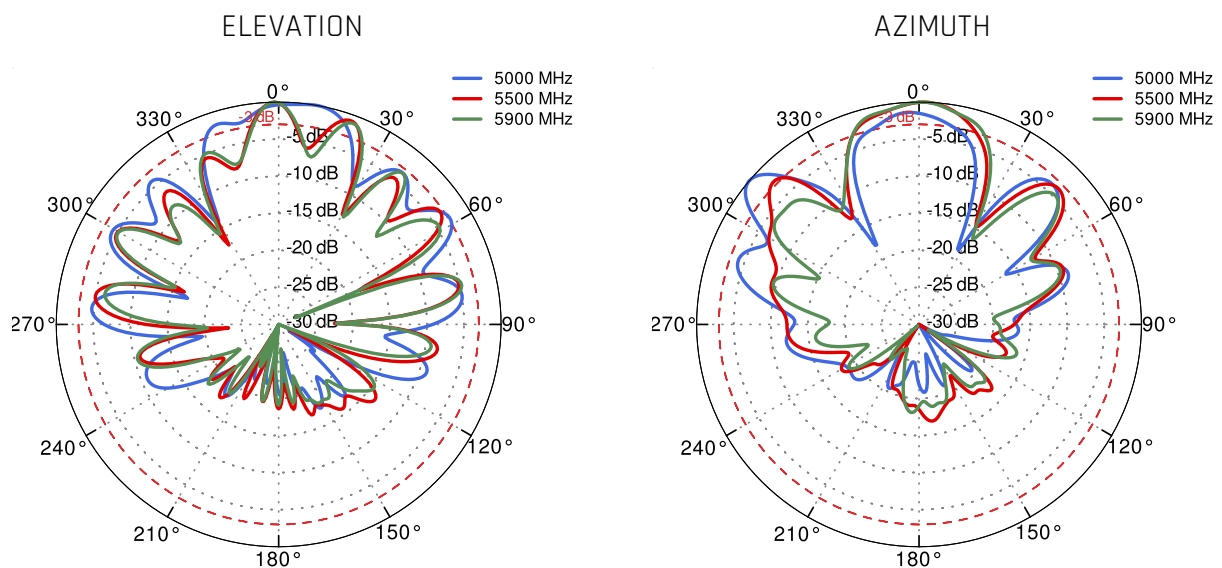
PORT 2 - 5G/LTE from 3.3GHz to 3.8GHz



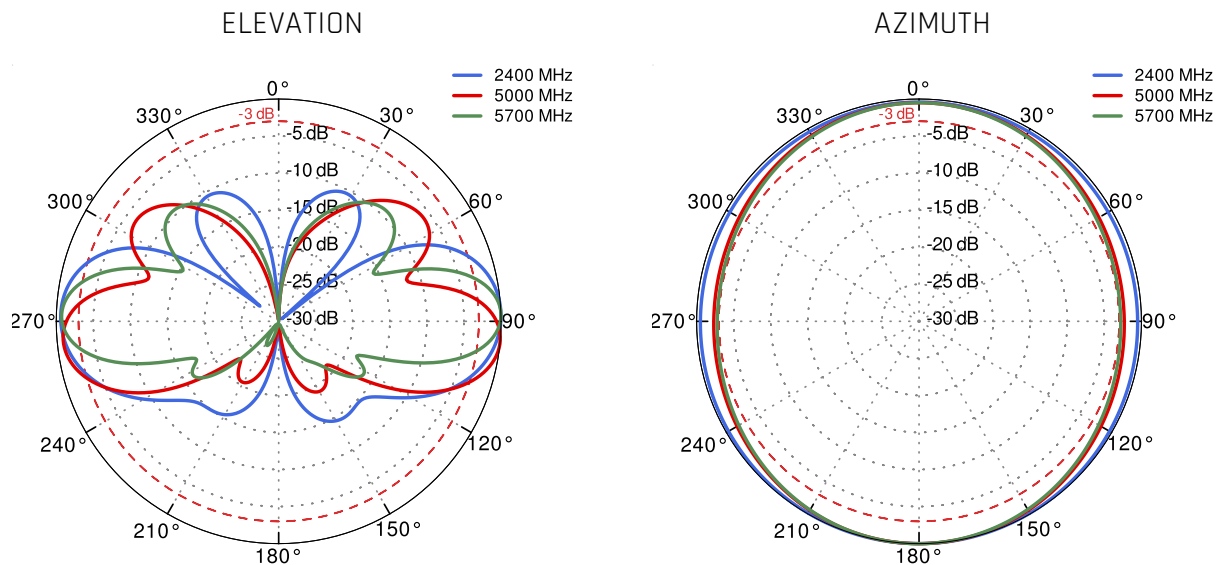
PORT 2 - 5G/LTE from 4.2GHz to 4.6GHz



PORT 2 - 5G/LTE from 5.0GHz to 5.9GHz



Wi-Fi From 2.4 GHz to 6.5 GHz



DIMENSIONS

