QuMax for Robustel EG5100

INTEGRATED MULTI-BAND 5G DIRECTIONAL ANTENNA + WI-FI OMNI ANTENNA + GPS ANTENNA + POE SPLITTER + PLACE TO INSTALL ROBUSTEL EG5100 (ALL-IN-ONE)

QuMax antenna for Robustel EG5100 router is a perfect outdoor device for improving the signal in rural/suburban and locations where the mobile signal is weak. It has embedded directional 5G, omni Wi-Fi, Bluetooth and GPS antenna. If you use EG5100 with QuMax antenna, you get an integrated complete solution with embedded router and multi band antennas in one enclosure.
The set contains a Passive PoE splitter, allowing you to split data and power from a single Ethernet cable and maintain gigabit transfer speeds while protecting the LAN port from damage caused by overvoltage, short circuit or improper connection.

5G | BAND 71 | 2x2 MIMO | 617-6500MHz | 8 dBi | Wi Fi 6E | DIRECTIONAL | IP 68 | -40° TO +80°

- OUTDOOR ANTENNA WORKS IN ANY WEATHER CONDITIONS, IP68
- MOUNTING SYSTEM WITH TWO PLANES, 60 DEGREES REGULATION
- ANTENNA PERFECTLY MATCHED WITH THE ROBUSTEL EG5100
- ALL ANTENNAS AND ROBUSTEL ROUTER INTEGRATED IN ONE ENCLOSURE
- MADE IN **EUROPE**



5G / LTE ANTENNA SPECIFICATION

FREQUENCY	0.617 - 1.0 GHz 1.0 - 3.08 GHz 3.3 - 5.0 GHz 5.0 - 6.5 GHz
MAX. GAIN	0.617 - 1.0 GHz : 6 dBi 1.0 - 3.08 GHz : 8 dBi 3.3 - 5.0 GHz : 6.8 dBi 5.0 - 6.5 GHz : 5.5 dBi
SUPPORTED LTE BANDS	1, 2, 3, 4, 5, 6, 7, 8, 9, 10, 11, 12, 13, 14, 17, 18, 19, 20, 21, 22, 23, 24, 25, 26, 27, 28, 29, 30, 32, 33, 34, 35, 36, 37, 38, 39, 40, 41, 42, 43, 44, 45, 46, 47, 48, 49, 50, 51, 52, 53, 54, 65, 66, 67, 68, 69, 70, 71, 74, 75, 76, 85, 103, 106, 111, 252, 253, 254, 255, 256
SUPPORTED 5G BANDS	n1, n2, n3, n5, n7, n8, n12, n13, n14, n18, n20, n24, n25, n26, n28, n29, n30, n34, n38, n39, n40, n41, n46, n47, n48, n50, n51, n53, n54, n65, n66, n67, n68, n70, n71, n74, n75, n76, n77, n78, n79, n80, n81, n82, n83, n84, n85, n86, n89, n90, n91, n92, n93, n94, n95, n97, n98, n99, n100, n101, n102, n106, n109, n110, n250, n251, n252, n253, n254, n255, n256
VSWR	<2.00, max <3.00
BEAMWIDTH	80°/80° ±15°
POLARIZATION	X (+-45degrees)
IMPEDANCE	50 Ω

Copyright © 2023, Wireless Instruments. Specifications and information given in this document are subject to change without prior notice.

WI-FI ANTENNA SPECIFICATION

FREQUENCY	2.4 - 2.5 GHz 5.0 - 7.2 GHz
MAX. GAIN	2.4 - 2.5 GHz: 6dBi 5 GHz: 7.5dBi 7 GHz: 7.5dBi
VSWR	< 1.50, max < 2.00
BEAMWIDTH	360°/25°
POLARIZATION	Vertical
IMPEDANCE	50 Ω

MECHANICAL SPECIFICATION

MATERIALS	ASA, aluminum, PTFE, fiberglass
CONNECTOR TYPE	RJ45
INGRESS PROTECTION	IP68
DIMENSIONS	26.9 x 26.95 x 17.7 cm 10.6 x 10.6 x 7 inch
WEIGHT	2.8 kg 6.17 lbs
OPERATING TEMPERATURE	From -40°C to 80°C From -40°F to 176°F
MAST DIAMETER	25-66mm 0.98-2.60 inch

Copyright © 2023, Wireless Instruments. Specifications and information given in this document are subject to change without prior notice.

ENCLOSURE RECOMMENDED TIGHTENING TORQUE	0.6 - 0.8 Nm

FREQUENCY BANDS

LTE / 4G

617 MHz — 6000 MHz

1	2	3	4	5	7	8
9	10	12	13	14	17	18
19	20	22	25	26	27	28
29	30	33	34	35	36	37
38	39	40	41	42	43	44
46	47	48	49	52	53	65
66	67	68	69	71	85	103
106						

5G

617 MHz — 6000 MHz

n1	n2	n3	n5	n7	n8	n12
n13	n14	n18	n20	n25	n26	n28
n29	n30	n34	n38	n39	n40	n41
n46	n47	n48	n53	n65	n66	n67
n71	n77	n78	n79	n80	n81	n82
n83	n84	n85	n86	n89	n90	n95
n97	n98	n100	n101	n256		

Copyright © 2023, Wireless Instruments. Specifications and information given in this document are subject to change without prior notice.

PLOTS

5G/LTE VSWR

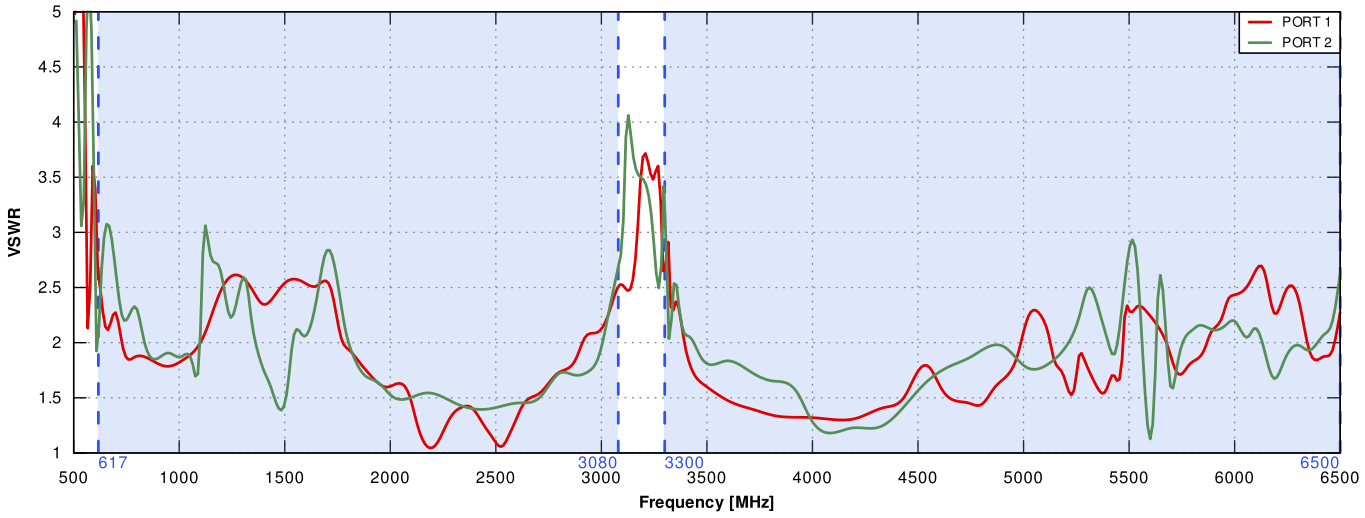

WI-FI VSWR

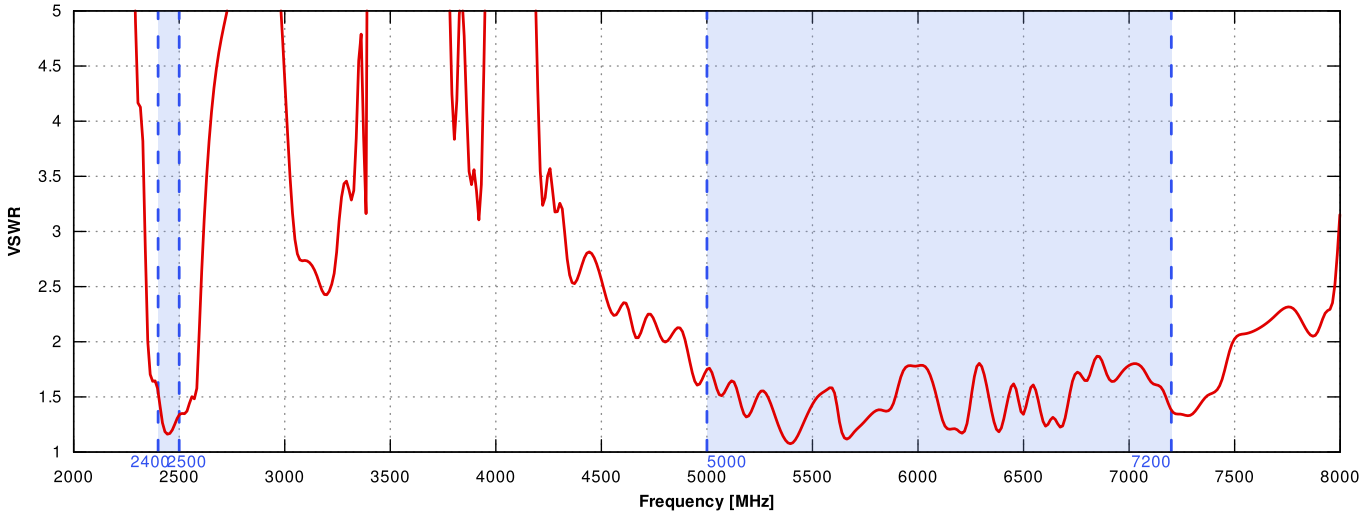

Copyright © 2023, Wireless Instruments. Specifications and information given in this document are subject to change without prior notice.

5G/LTE Gain

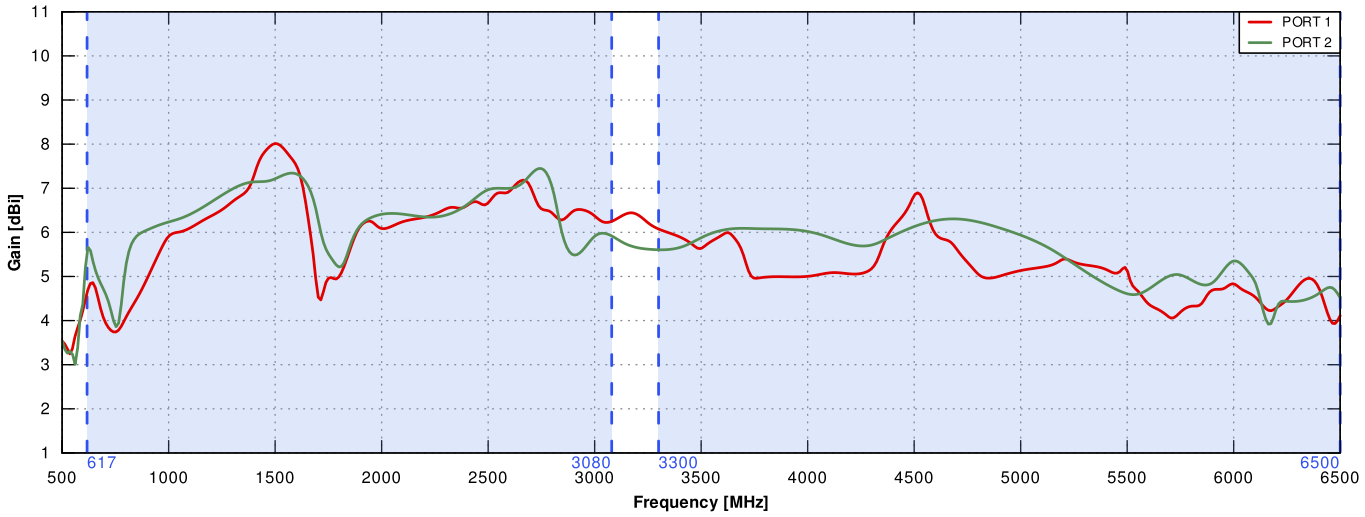

WI-FI Gain

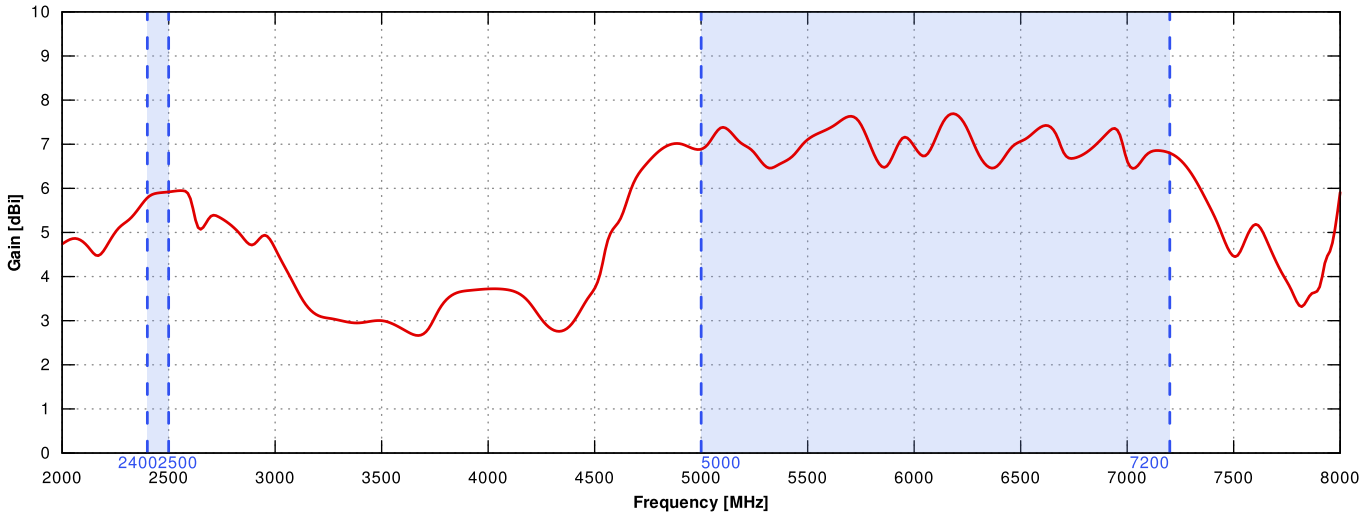

Copyright © 2023, Wireless Instruments. Specifications and information given in this document are subject to change without prior notice.

PORT 1 - 5G/LTE From 650MHz to 950MHz

ELEVATION

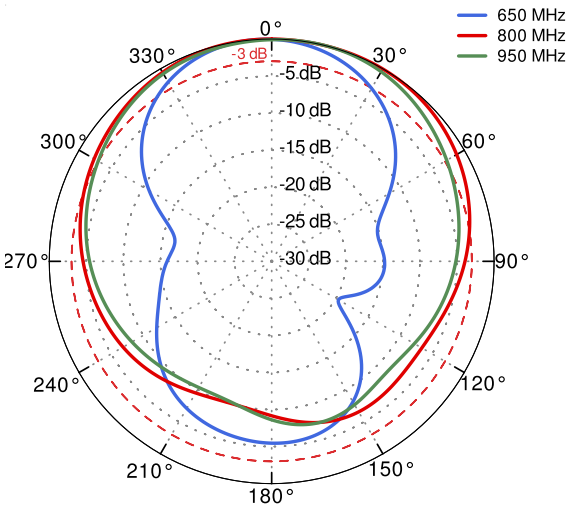

AZIMUTH

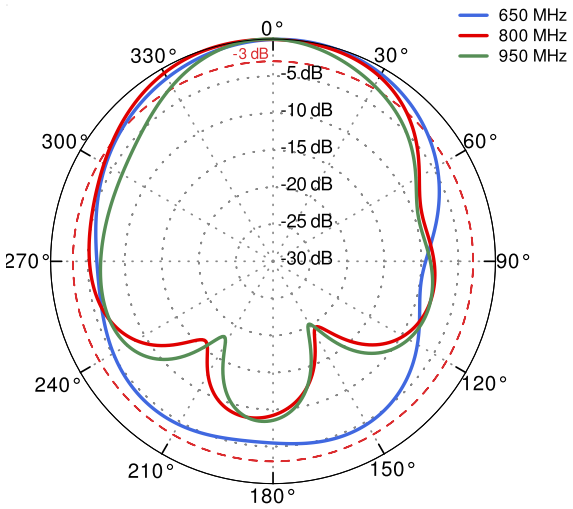

PORT 1 - 5G/LTE From 1710MHz to 2170MHz

ELEVATION

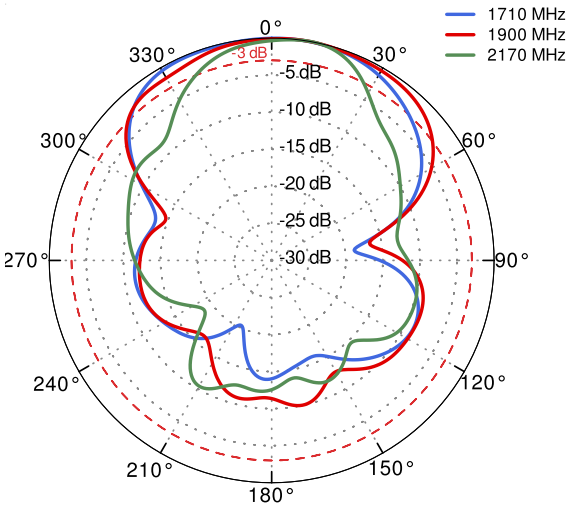

AZIMUTH

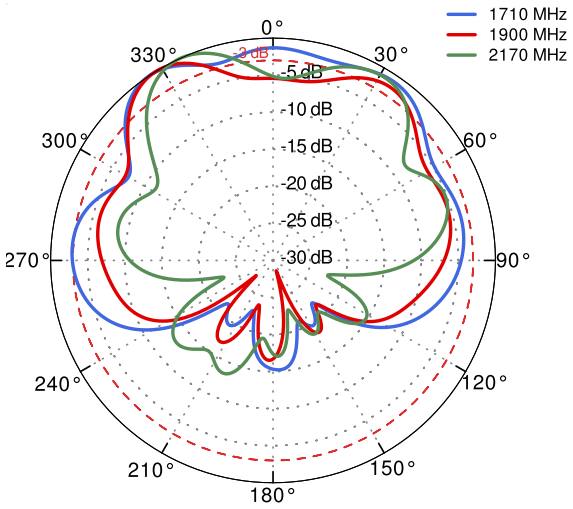

Copyright © 2023, Wireless Instruments. Specifications and information given in this document are subject to change without prior notice.

PORT 1 - 5G/LTE From 2300MHz to 2700MHz

ELEVATION

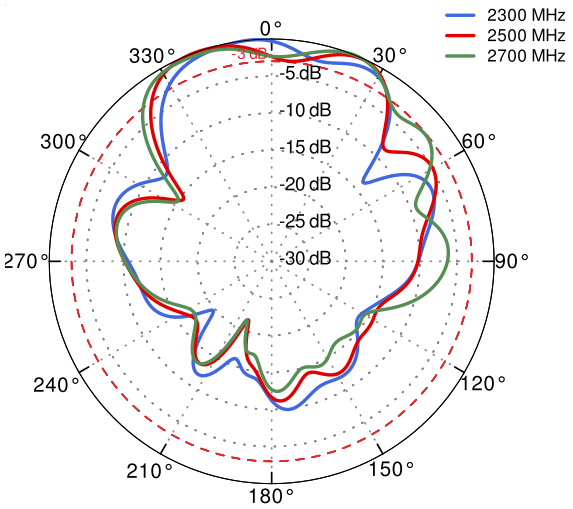

AZIMUTH

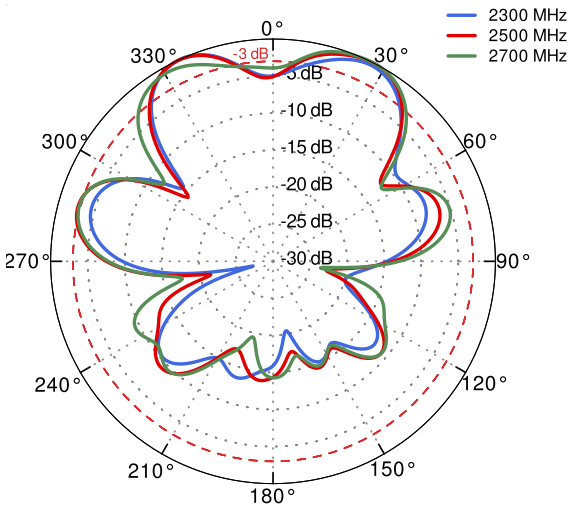

PORT 1 - 5G/LTE From 3300MHz to 3800MHz

ELEVATION

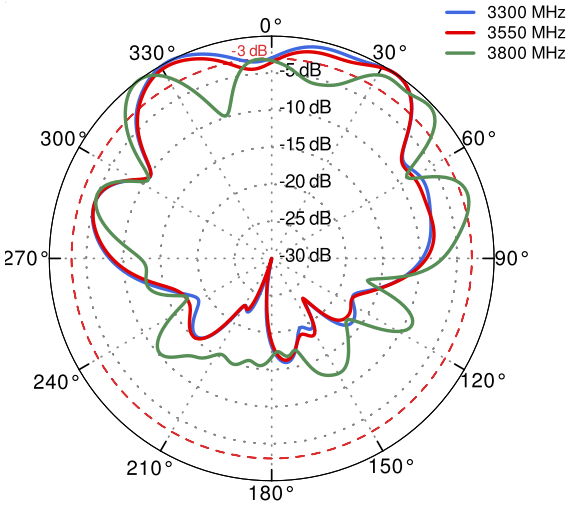

AZIMUTH

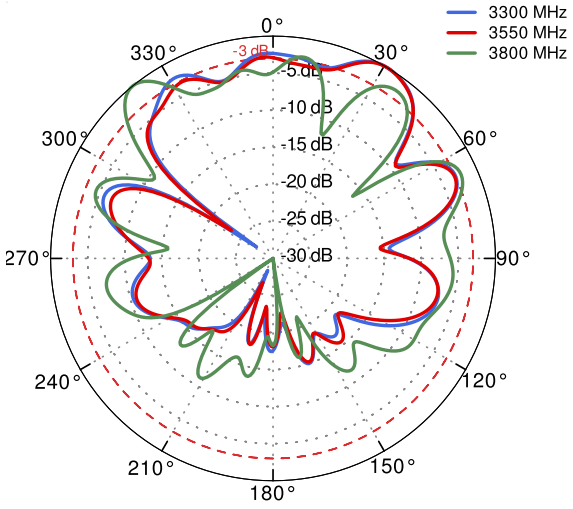

Copyright © 2023, Wireless Instruments. Specifications and information given in this document are subject to change without prior notice.

PORT 1 - 5G/LTE From 4200MHz to 4600MHz

ELEVATION

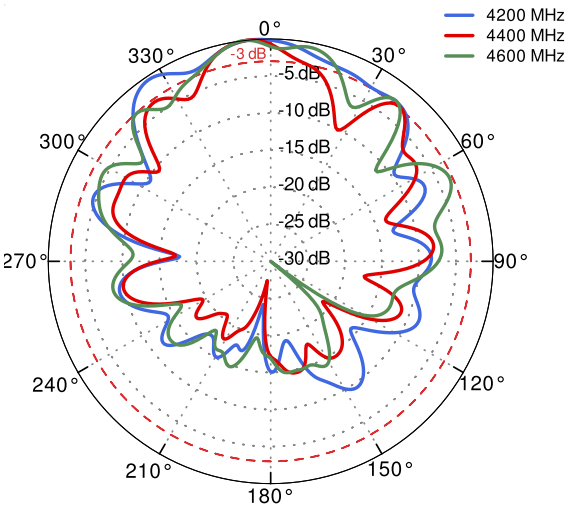

AZIMUTH

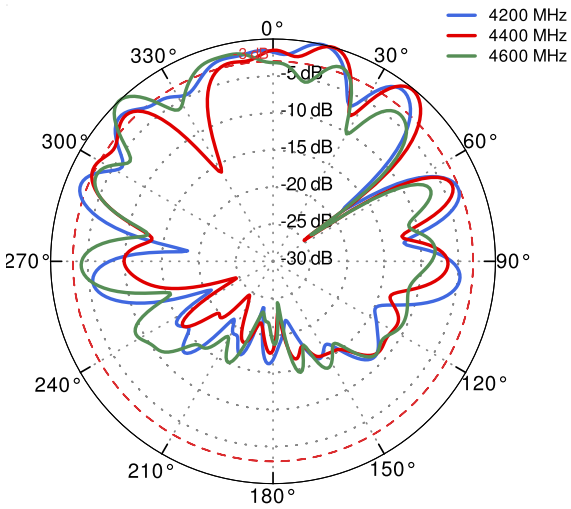

PORT 1 - 5G/LTE From 5000MHz to 5900MHz

ELEVATION

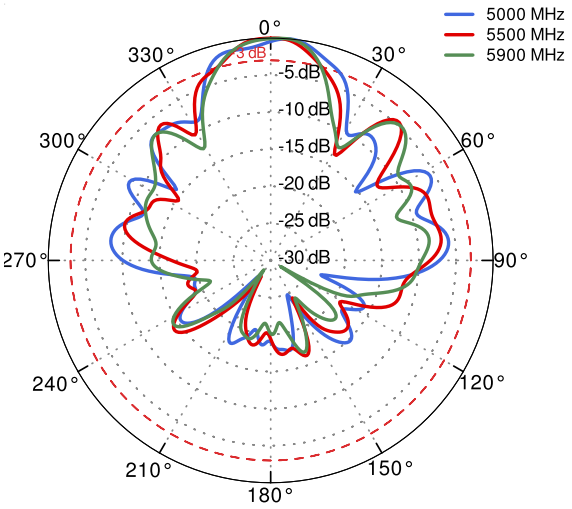

AZIMUTH

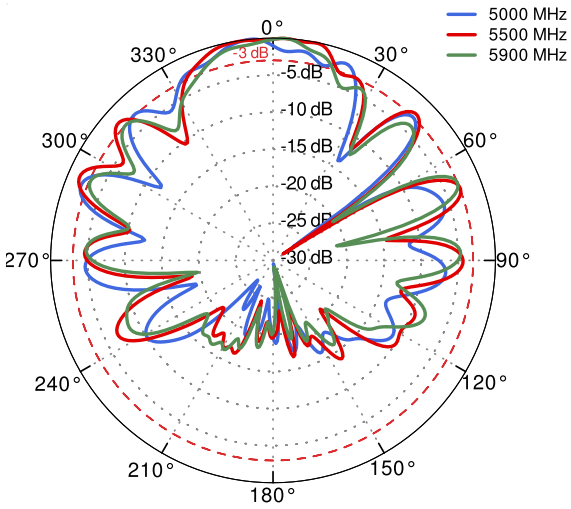

Copyright © 2023, Wireless Instruments. Specifications and information given in this document are subject to change without prior notice.

PORT 2 - 5G/LTE From 650MHz to 950MHz

ELEVATION

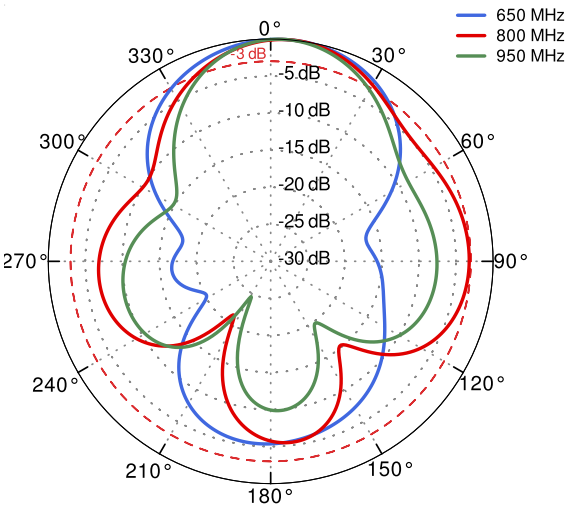

AZIMUTH

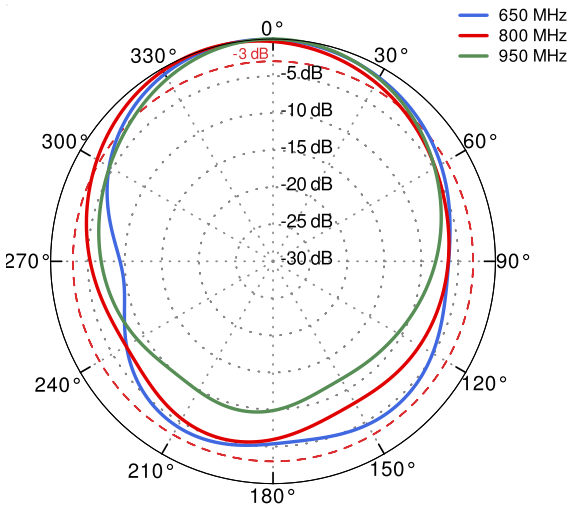

PORT 2 - 5G/LTE From 1710MHz to 2170MHz

ELEVATION

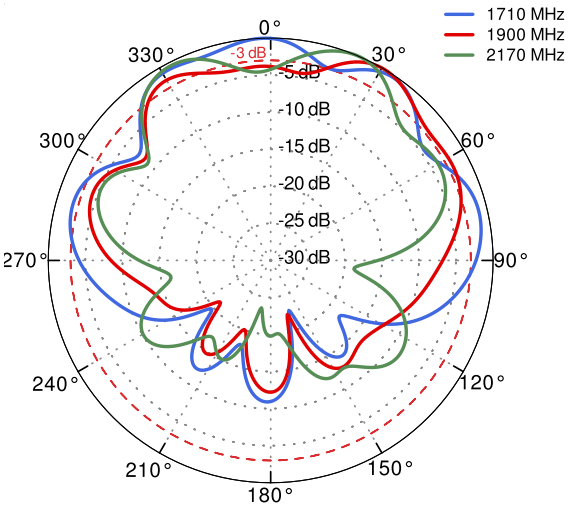

AZIMUTH

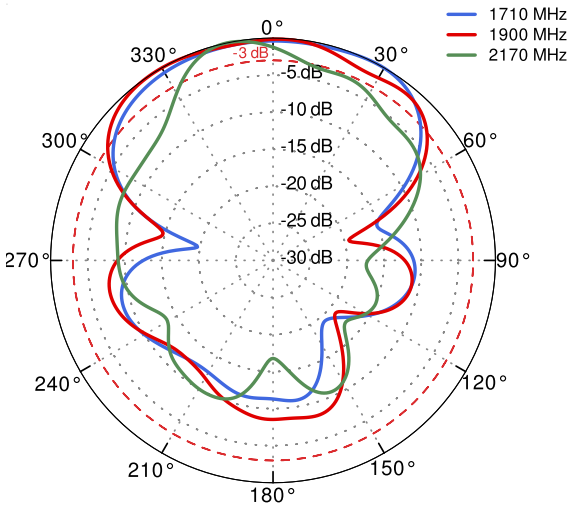

Copyright © 2023, Wireless Instruments. Specifications and information given in this document are subject to change without prior notice.

PORT 2 - 5G/LTE From 2300MHz to 2700MHz

ELEVATION

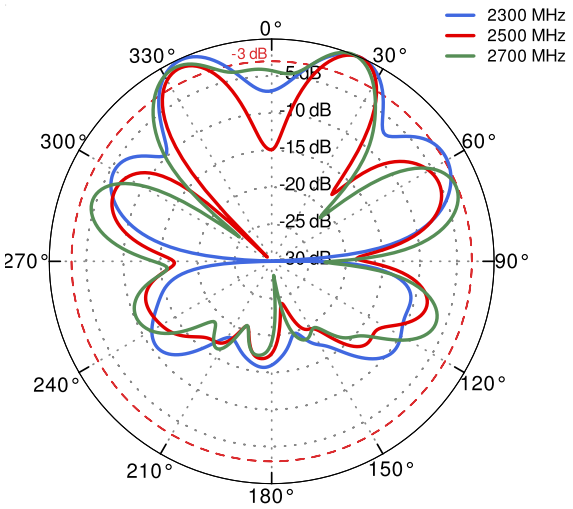

AZIMUTH

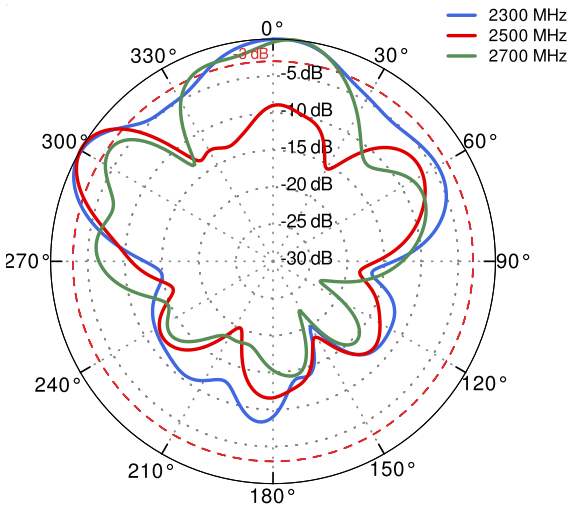

PORT 2 - 5G/LTE From 3300MHz to 3800MHz

ELEVATION

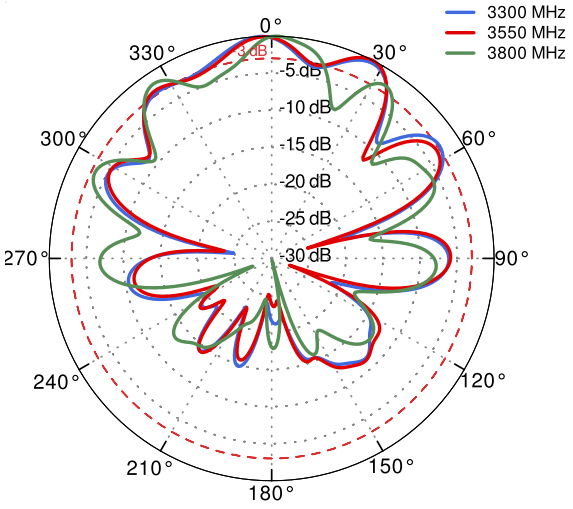

AZIMUTH

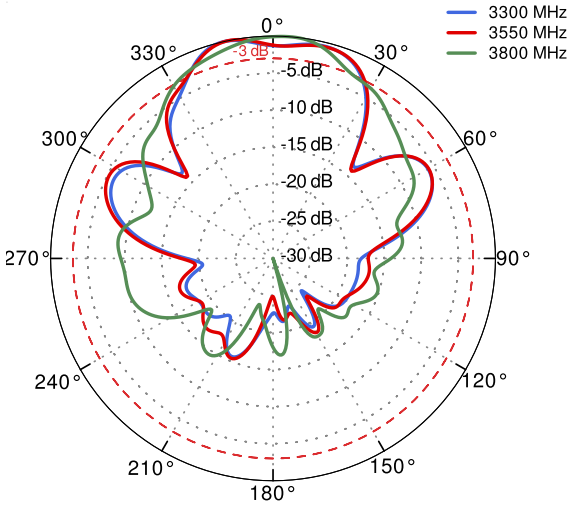

Copyright © 2023, Wireless Instruments. Specifications and information given in this document are subject to change without prior notice.

PORT 2 - 5G/LTE From 4200MHz to 4600MHz

ELEVATION

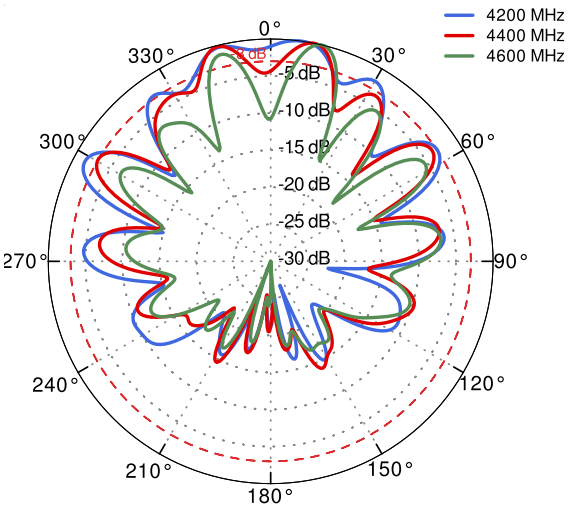

AZIMUTH

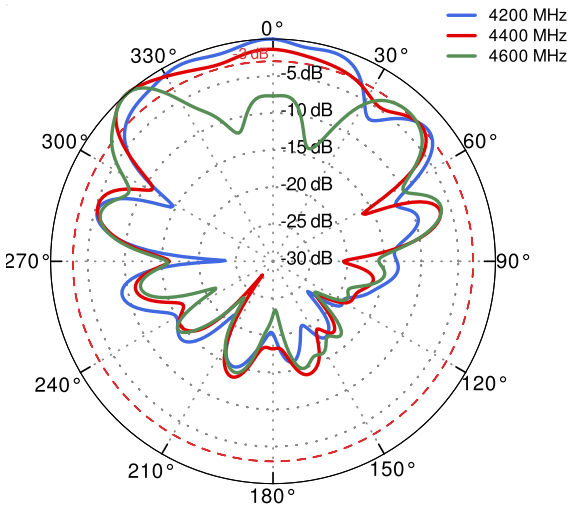

PORT 2 - 5G/LTE From 5000MHz to 5900MHz

ELEVATION

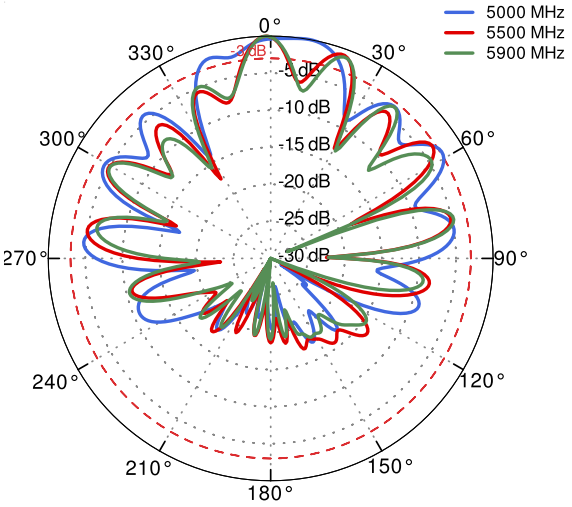

AZIMUTH

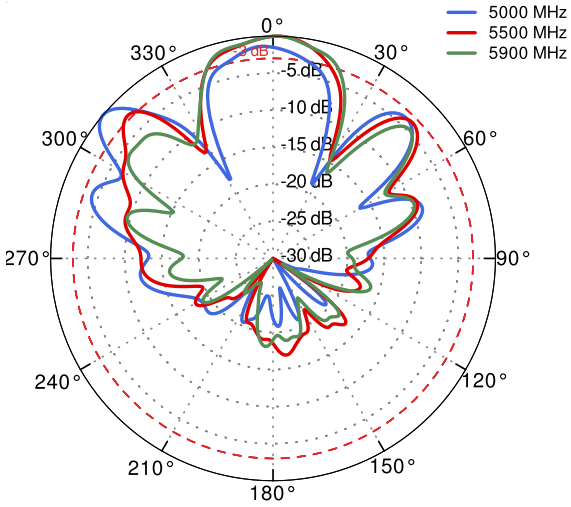

Copyright © 2023, Wireless Instruments. Specifications and information given in this document are subject to change without prior notice.

Wi-Fi From 2400MHz to 6500MHz

ELEVATION

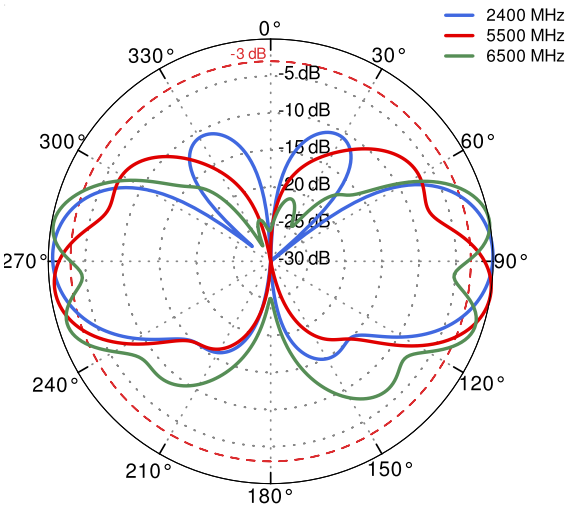

AZIMUTH

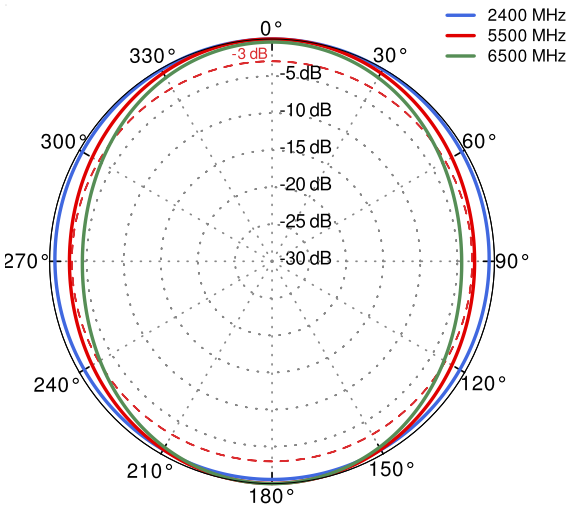

DIMENSIONS



QuWireless
WWW.QUWIRELESS.COM

Sales email: sales@quwireless.com **Tel:** +48 513 900 416

Support email: support@quwireless.com **Website:** www.quwireless.com

Address: Wireless Instruments Sp. z o.o., ul. Kościuszki 27, 52-116 Iwiny, Poland

Copyright © 2023, Wireless Instruments. Specifications and information given in this document are subject to change without prior notice.