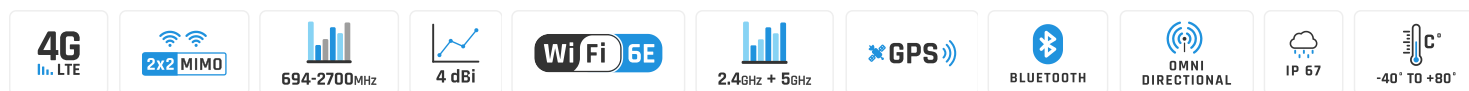


# QuMax Omni for Robustel EG5100

**INTEGRATED MULTI-BAND LTE OMNI ANTENNA + WI-FI 6E ANTENNA + GPS ANTENNA + POE SPLITTER + PLACE TO INSTALL ROBUSTEL EG5100 (ALL-IN-ONE)**

QuMax Omni all-in-one antenna for Robustel EG5100 gateway is a perfect outdoor device for mobile and fixed installations like industrial, public, CCTV, hotspots, yachts, boats, campers, RV etc. It has embedded omni LTE, Wi-Fi 6E and GPS antenna. If you use EG5100 with QuMax Omni antenna, you get an integrated complete solution with embedded gateway and multi band antennas in one enclosure.

The set contains a [Passive PoE splitter](#), allowing you to split data and power from a single Ethernet cable and maintain gigabit transfer speeds while protecting the LAN port from damage caused by overvoltage, short circuit or improper connection.



OUTDOOR ANTENNA WORKS IN ANY WEATHER CONDITIONS, IP67



MOUNTING SYSTEM WITH TWO PLANES, 60 DEGREES REGULATION



ANTENNA PERFECTLY MATCHED WITH THE ROBUSTEL EG5100



ALL ANTENNAS AND ROBUSTEL GATEWAY INTEGRATED IN ONE ENCLOSURE



MADE IN EUROPE



## LTE ANTENNA SPECIFICATION

FREQUENCY	694 - 960 MHz 1.7 - 2.2 GHz 2.5 - 2.7 GHz
GAIN	694 - 960 MHz : 2 dBi 1.7 - 2.2 GHz : 2 dBi 2.5 - 2.7 GHz : 3 dBi
SUPPORTED LTE/5G BANDS	1, 2, 3, 4, 5, 7, 8, 9, 10, 12, 13, 14, 17, 18, 19, 20, 25, 26, 27, 28, 29, 33, 34, 35, 36, 37, 38, 39, 44, 65, 66, 67, 68, 69, 85, 103, n80, n81, n82, n83, n84, n86, n89, n95, n98, n100, n101, n256
VSWR	<1.50, max <2.50
BEAMWIDTH	360°/25° ±5°
POLARIZATION	Vertical
IMPEDANCE	50 $\Omega$

## WI-FI ANTENNA SPECIFICATION

FREQUENCY	2.4 - 2.5 GHz 5.0 - 7.2 GHz
GAIN	2.4 - 2.5 GHz: 6dBi 5 GHz: 7.5dBi 7 GHz: 7.5dBi
VSWR	< 1.50, max < 2.00
BEAMWIDTH	360°/25°
POLARIZATION	Vertical
IMPEDANCE	50 $\Omega$

## MECHANICAL SPECIFICATION

MATERIALS	BS, aluminum, PTFE, Fiberglass
INGRESS PROTECTION	IP67
CONNECTOR TYPE	RJ45
DIMENSIONS	272 x 276 x 96 mm 10.71 x 10.87 x 3.78 inch
WEIGHT	1.8 kg 3.97 lbs
OPERATING TEMPERATURE	From -40°C to 75°C From -40°F to 167°F
MAST DIAMETER	25-66mm 0.98-2.60 inch
ENCLOSURE RECOMMENDED TIGHTENING TORQUE	0.6 - 0.8 Nm

## FREQUENCY BANDS

**LTE / 4G GSM**

	5	8	12	13	14	17	18	
617	19	20	26	27	28	29	44	960
MHz	67	68	85	103	n81	n82	n83	MHz
	n89	n100						

**LTE / 4G UMTS**

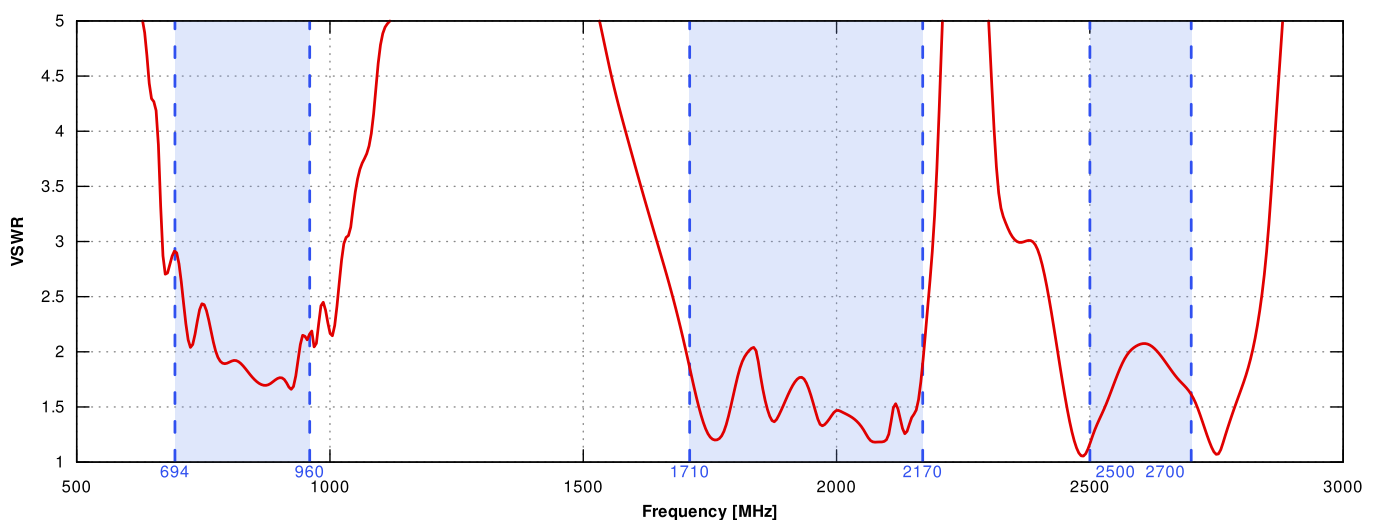
	1	2	3	4	9	10	25	
1710	33	34	35	36	37	39	n80	2170
MHz	n84	n86	n95	n98	n101			MHz

**LTE / 4G**

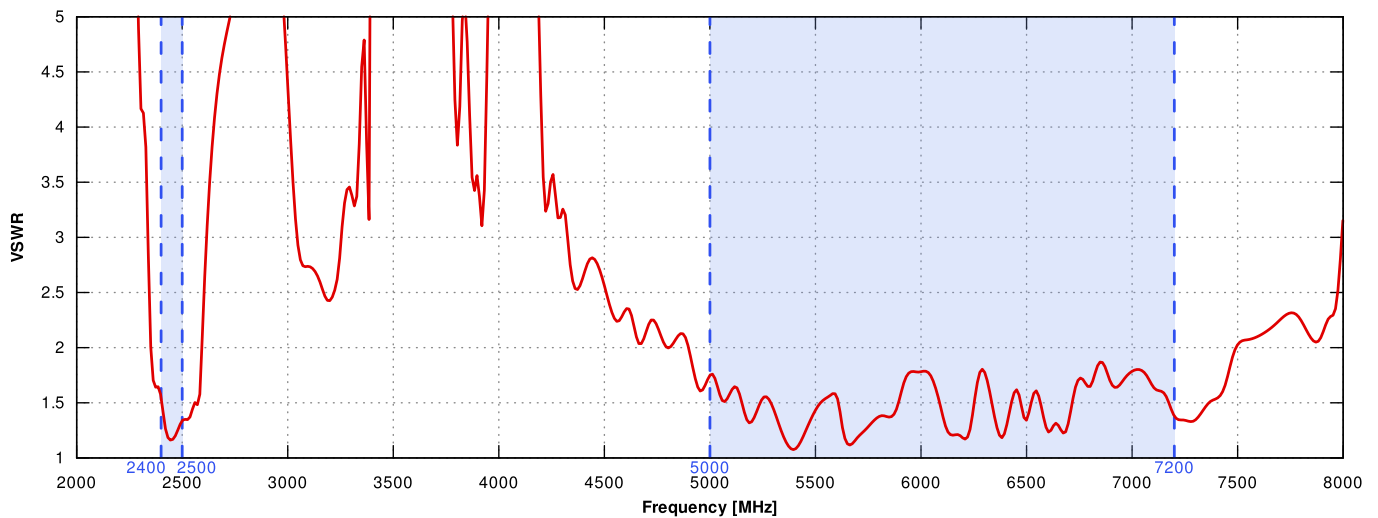
2400	7	38	69	2700
MHz				MHz

## PLOTS

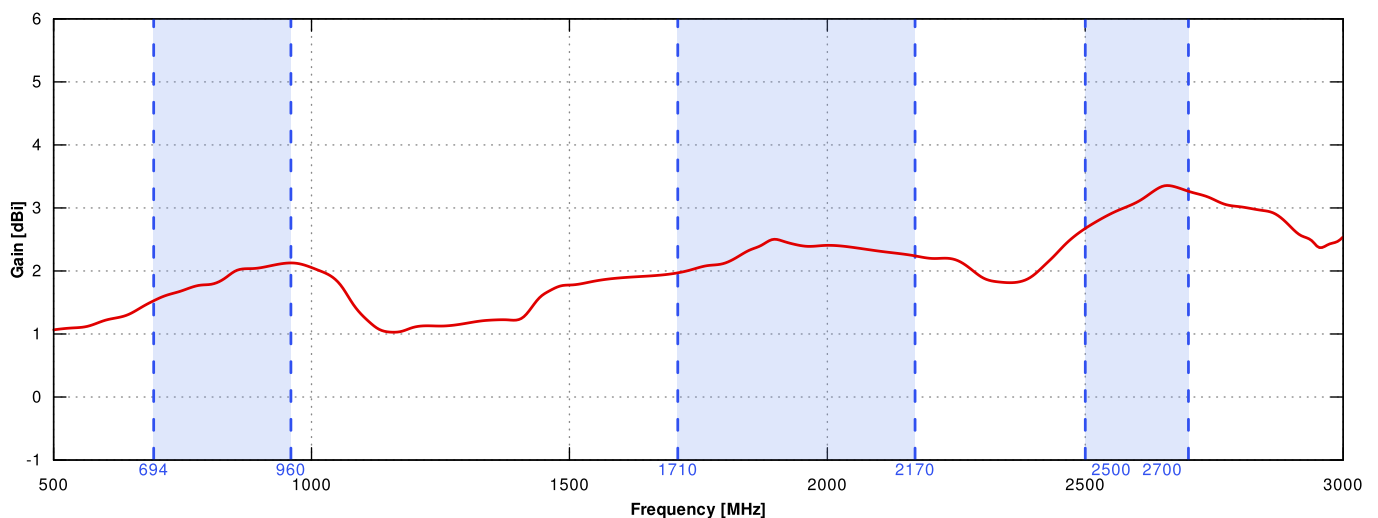
LTE VSWR 



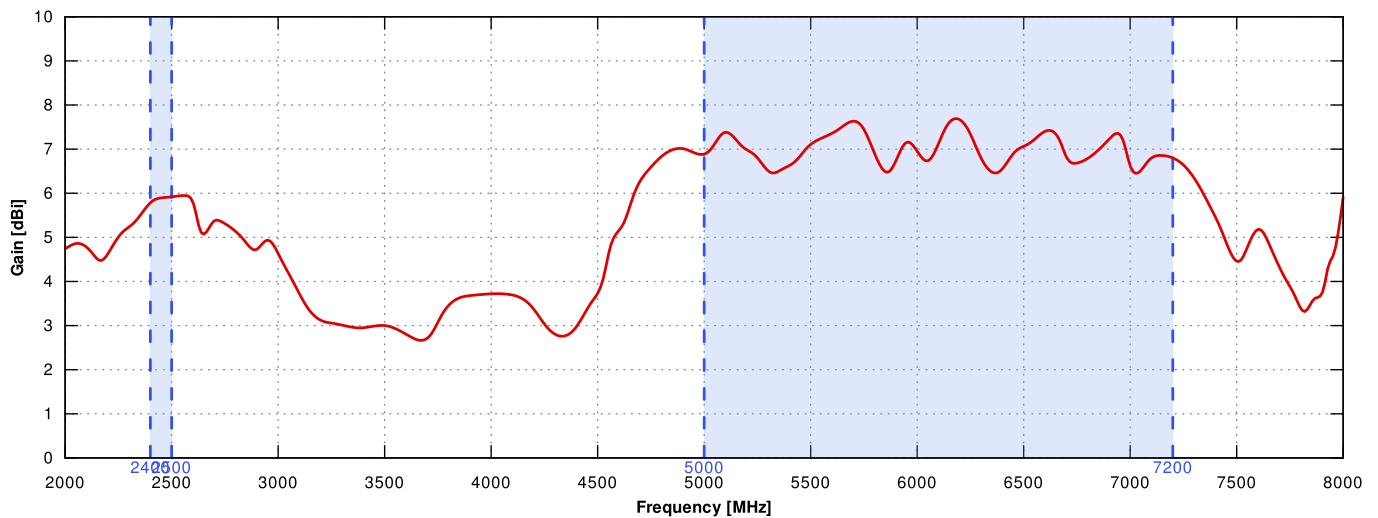
## Wi-Fi VSWR



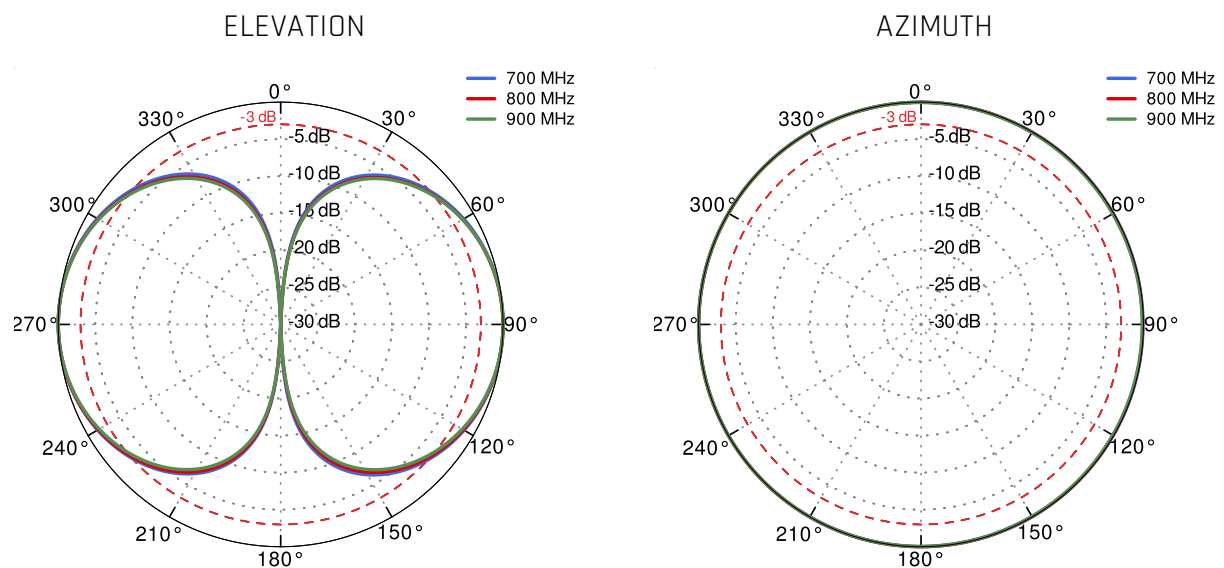
## LTE Gain



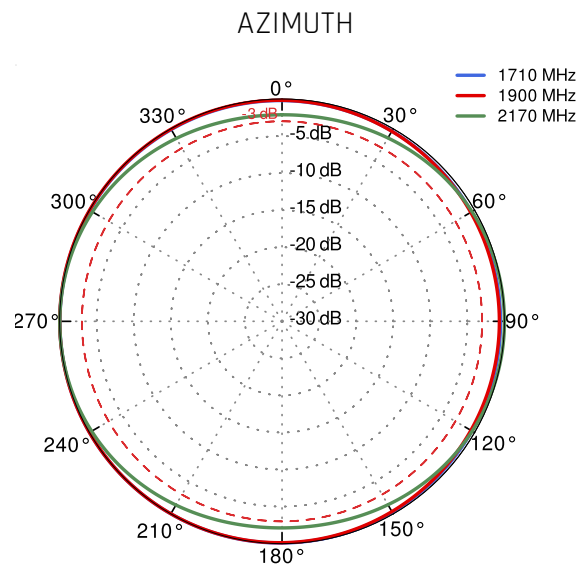
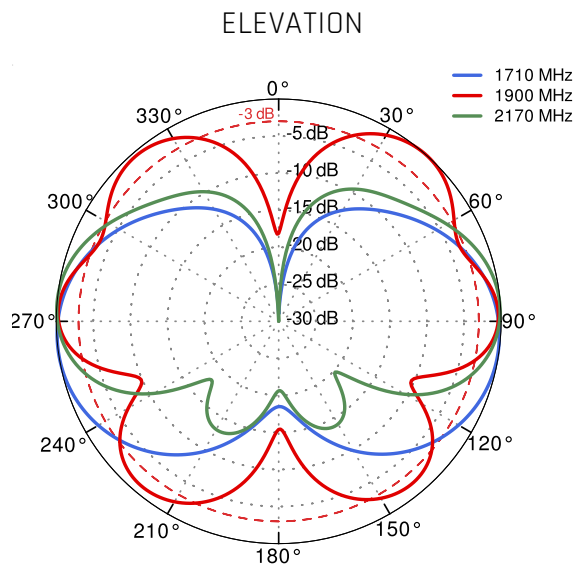
## Wi-Fi Gain



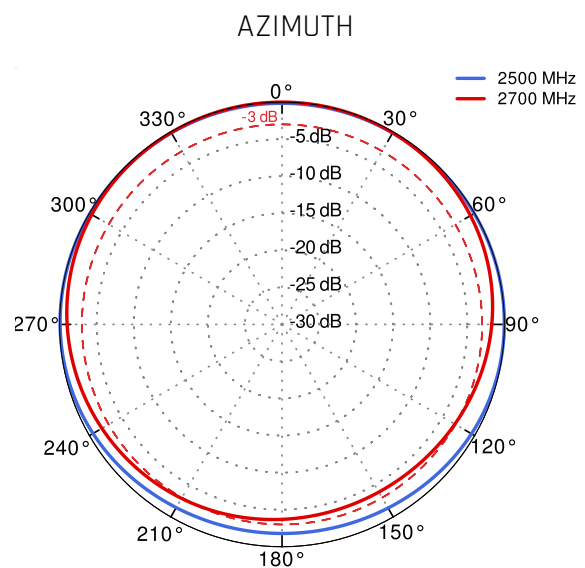
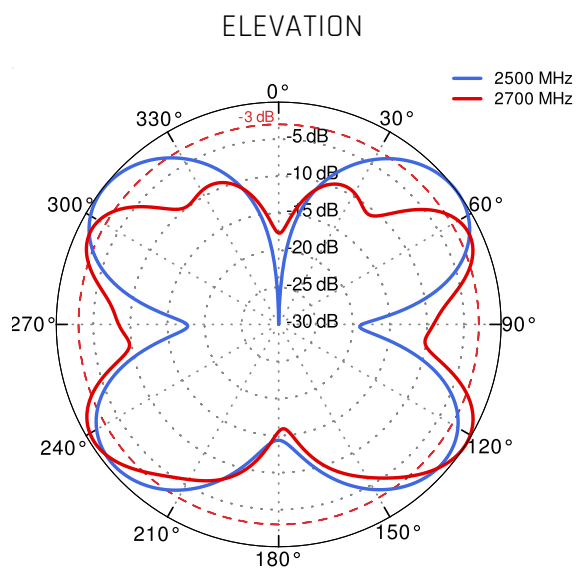
## LTE From 700MHz to 900MHz



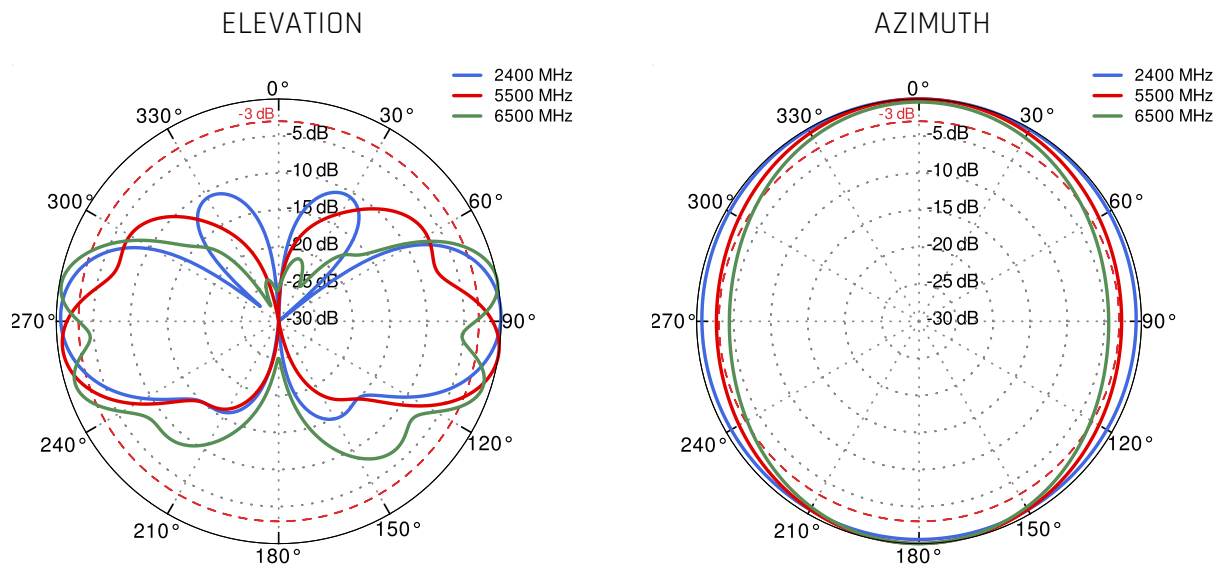
## LTE From 1.71GHz to 2.17GHz



## LTE From 2.5GHz to 2.7GHz



Wi-Fi From 2.4GHz to 6.5GHz



## DIMENSIONS

