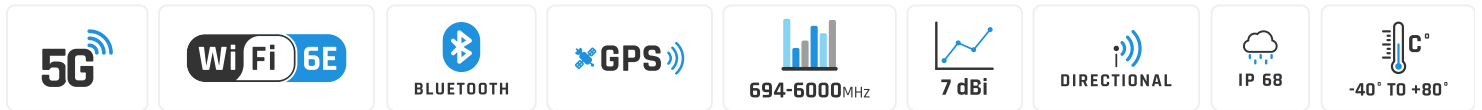


# QuMax for Robustel R2110

**INTEGRATED MULTI-BAND LTE DIRECTIONAL ANTENNA + WIFI OMNI ANTENNA + BLUETOOTH ANTENNA + GPS ANTENNA + PLACE TO INSTALL ROBUSTEL R2110 (ALL-IN-ONE)**

QuMax all-in-one antenna for Robustel R2110 router is a perfect outdoor device for improving the signal in rural/suburban and locations where the mobile signal is weak. It has embedded directional 5G, omni Wi-Fi 6E, Bluetooth and GPS antenna. If you use R2110 with QuMax antenna, you get an integrated complete solution with embedded router and multi band antennas in one enclosure.

**Note!** This antenna comes in two different versions, depending on your router configuration. When you use R2110 supporting Power over Ethernet (PoE) please choose version "no PoE splitter". For R2110 without PoE support, please choose "PoE splitter" version. Compatible Robustel part numbers available in the specification below.



OUTDOOR ANTENNA WORKS IN **ANY**  
WEATHER CONDITIONS, IP68




ANTENNA PERFECTLY MATCHED WITH  
THE ROBUSTEL R2110



ALL ANTENNAS AND ROBUSTEL  
ROUTER INTEGRATED IN ONE  
ENCLOSURE



MADE IN **EUROPE**



## LTE SPECIFICATION

<b>FREQUENCY</b>	0.694-0.96 GHz 1.7 - 2.2 GHz 2.5 - 2.7 GHz
<b>SUPPORTED LTE/5G BANDS</b>	1, 2, 3, 4, 5, 6, 7, 8, 9, 10, 12, 13, 14, 17, 18, 19, 20, 23, 25, 26, 27, 28, 29, 33, 34, 35, 36, 37, 38, 39, 44, 59, 62, 65, 66, 67, 68, 69, 85, n80, n81, n82, n83, n84, n86, n89, n95
<b>GAIN</b>	0.694 - 0.96 GHz : 4 dBi 1.7 - 2.2 GHz : 5 dBi 2.5 - 2.7 GHz : 6 dBi
<b>VSWR</b>	<1.50, max <2.50
<b>BEAMWIDTH</b>	360°/25° +/- 5°
<b>POLARIZATION</b>	Vertical
<b>IMPEDANCE</b>	50 Ω

## WI-FI SPECIFICATION

<b>FREQUENCY</b>	2.4 - 2.5 GHz 4.7 - 6.0 GHz
<b>GAIN</b>	2.4 - 2.5 GHz: 6 dBi 4.7 - 6.0 GHz: 7 dBi
<b>VSWR</b>	<1.70, max <2.00
<b>BEAMWIDTH</b>	360°/25° +/- 5°
<b>POLARIZATION</b>	Vertical
<b>IMPEDANCE</b>	50 Ω

## MECHANICAL SPECIFICATION

<b>MATERIAL</b>	BS, aluminum, PTFE, Fiberglass
<b>INGRESS PROTECTION</b>	IP68
<b>CONNECTOR TYPE</b>	RJ45
<b>DIMENSIONS</b>	272 x 276 x 96 mm 10.71 x 10.87 x 3.78 inch
<b>WEIGHT</b>	1.8 kg 3.97 lbs
<b>OPERATING TEMPERATURE</b>	From -40°C to 75°C From -40°F to 167°F
<b>ENCLOSURE RECOMMENDED TIGHTENING TORQUE</b>	0.6 - 0.8 Nm

## MOUNTING KIT

<b>DIMENSIONS</b>	9.9 x 10.5 x 14.8 cm 3.9 x 4.13 x 5.83 inch
<b>REGULATION RANGE</b>	+/- 30°
<b>MAST DIAMETER RANGE</b>	25 - 66mm 0.98-2.60 inch
<b>MATERIAL</b>	Polyamide with fiberglass + galvanized steel U-Bolts
<b>WEIGHT</b>	0.87kg
<b>MOUNTING PLACE</b>	Wall or mast or ceiling

## COMPATIBLE PART NUMBERS

**NO POE SPLITTER**

B044722

B044730

B044733

B044735

B044737

B044738

B044742

B044743

B044744

**POE SPLITTER**

B044745

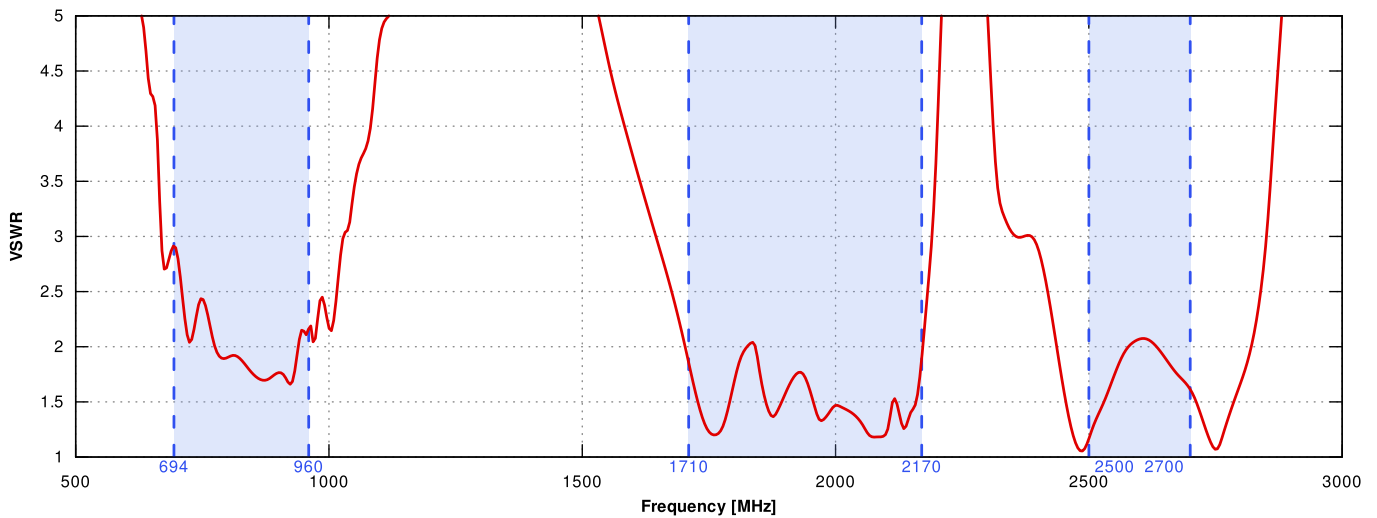
B044748

B044749

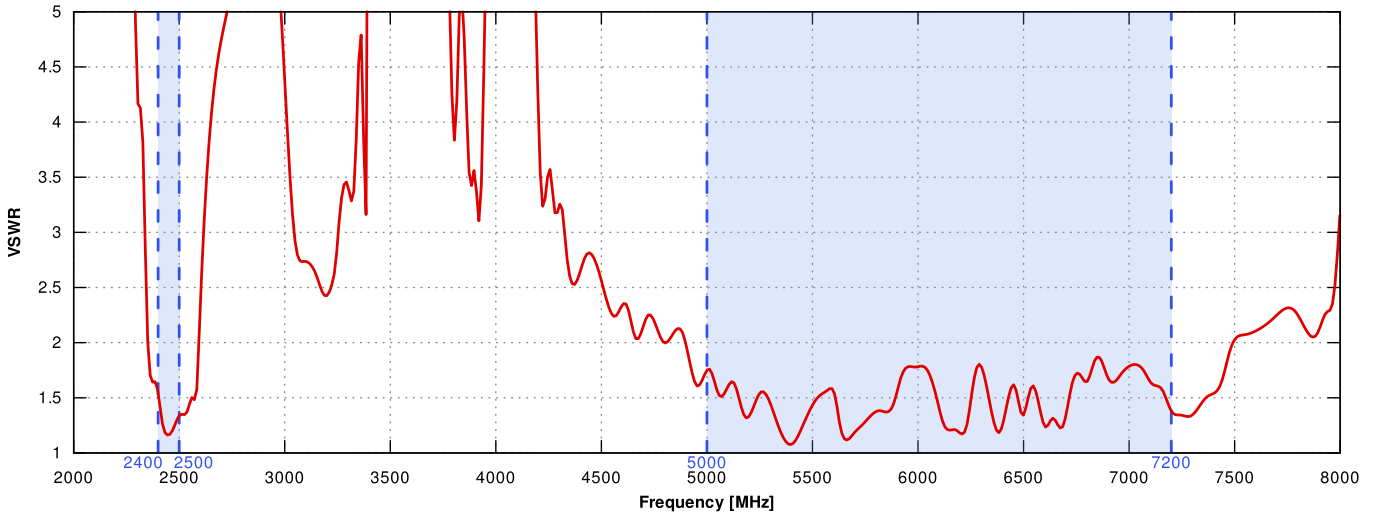
B044751

## PLOTS

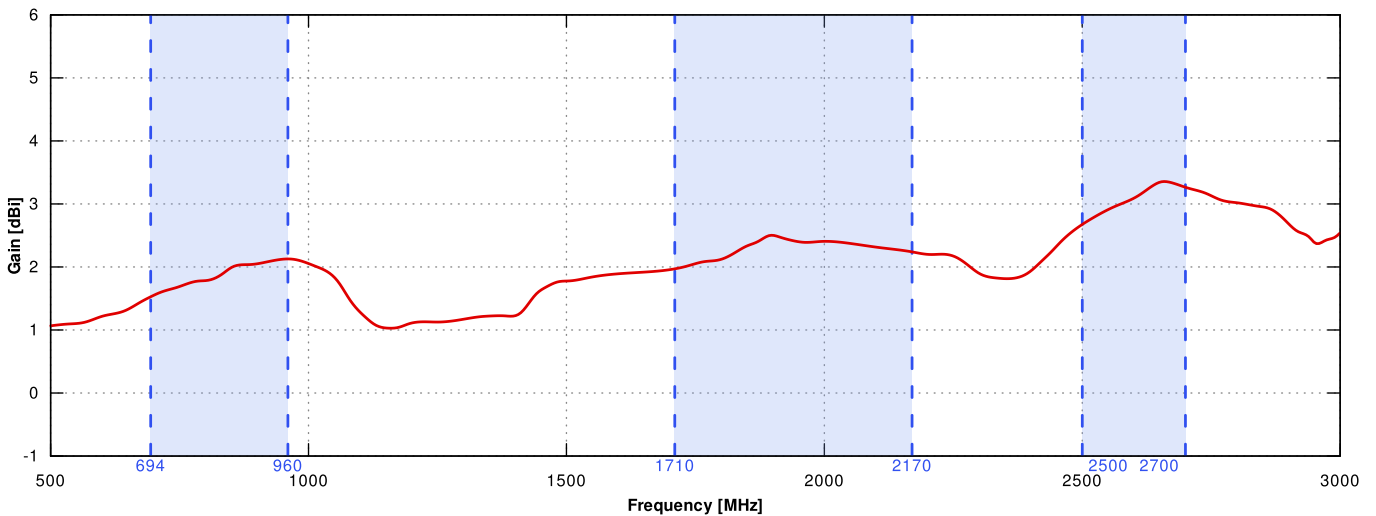
### 5G/LTE VSWR



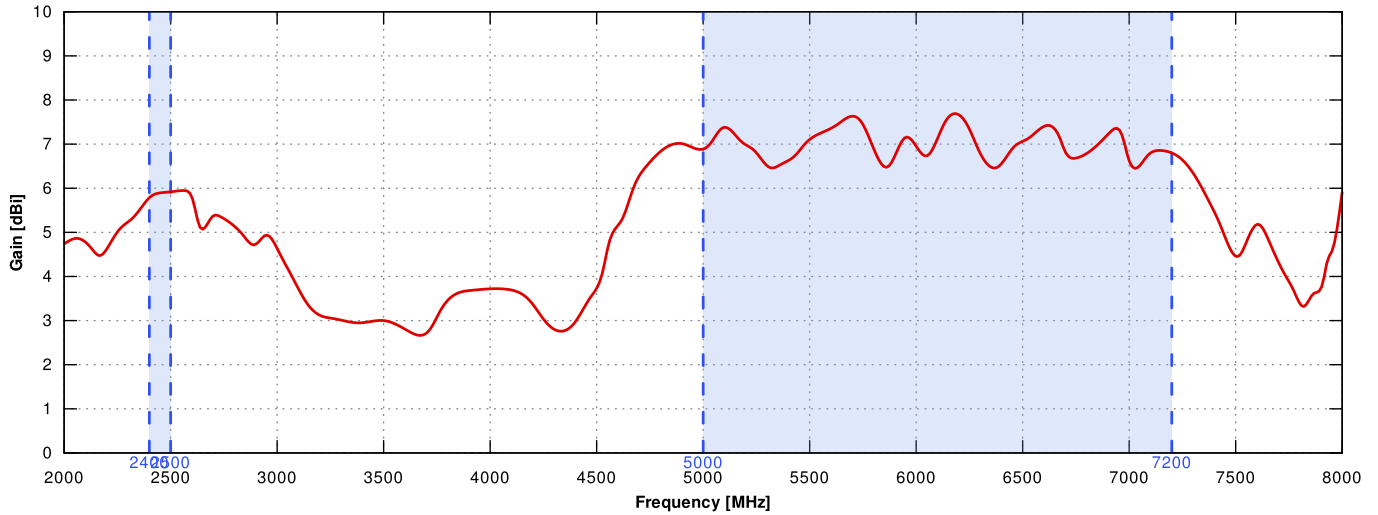
### WI-FI VSWR



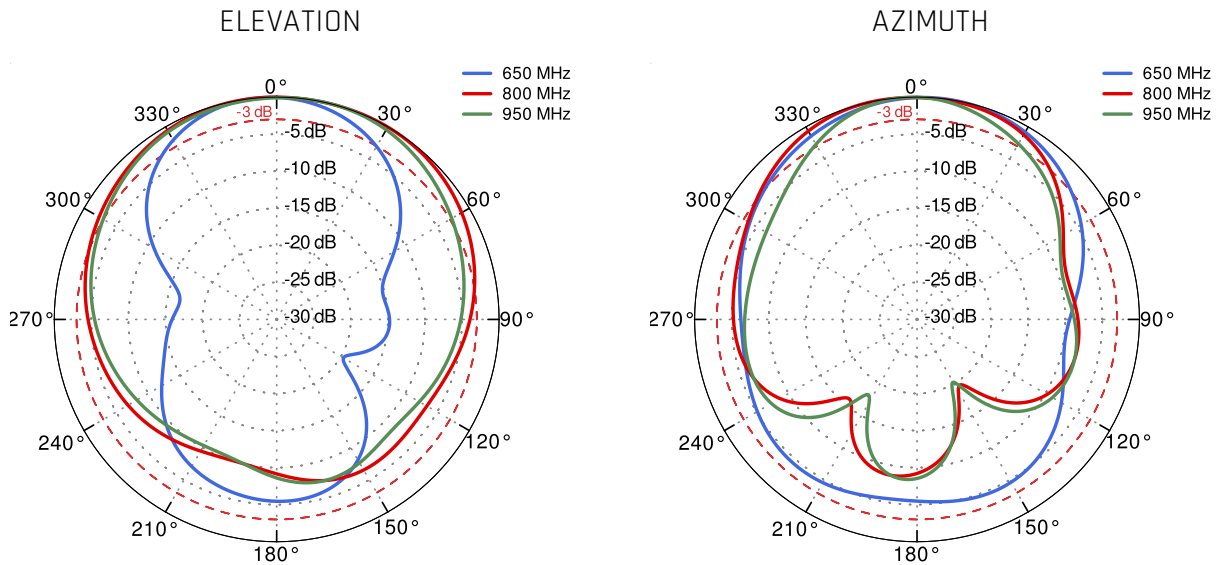
### 5G/LTE Gain



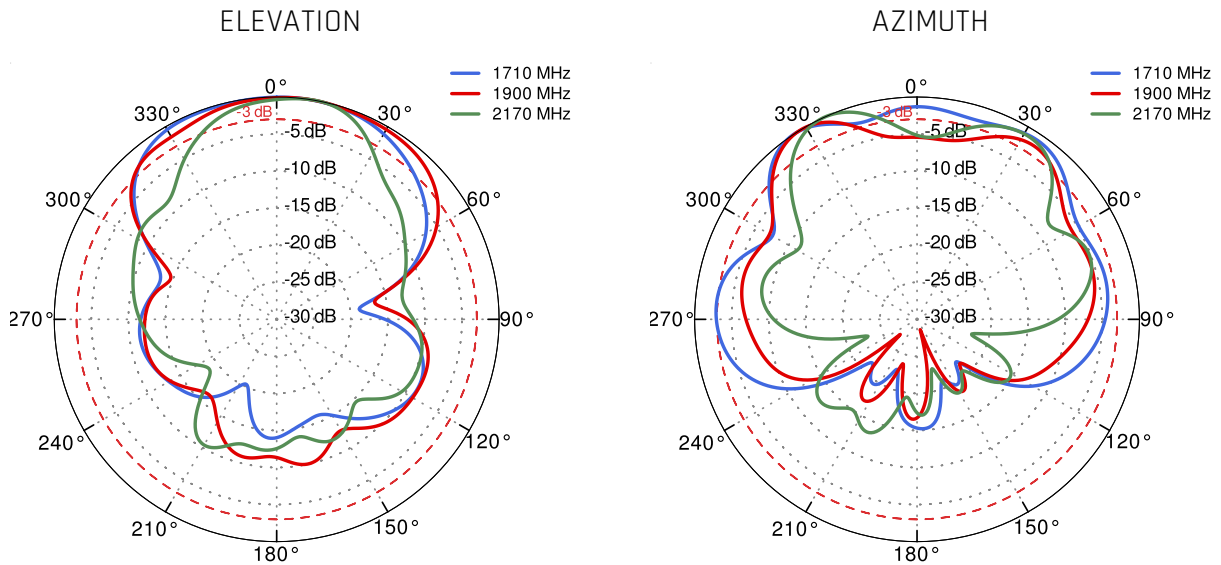
## Wi-Fi Gain



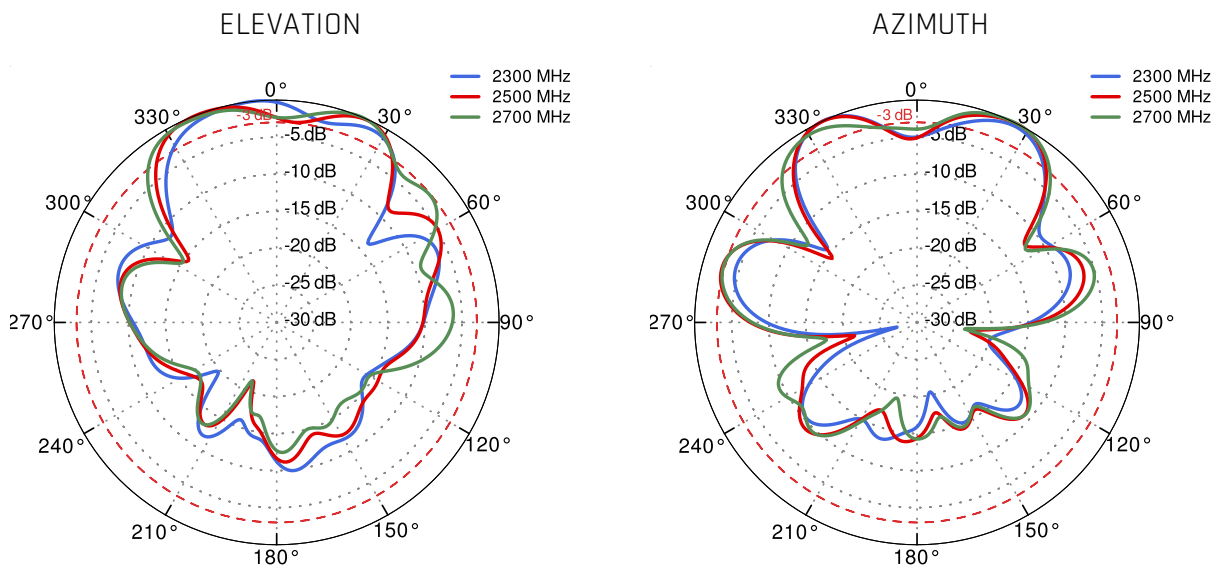
## 5G/LTE Port 1 from 700MHz to 900MHz



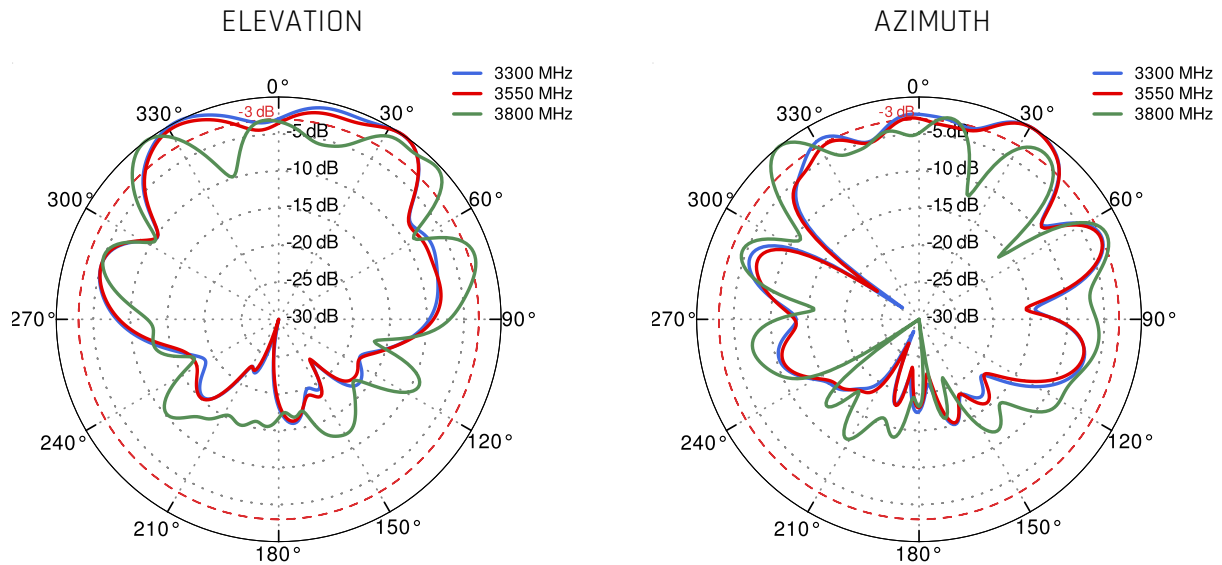
### 5G/LTE Port 1 from 1.71GHz to 2.17GHz



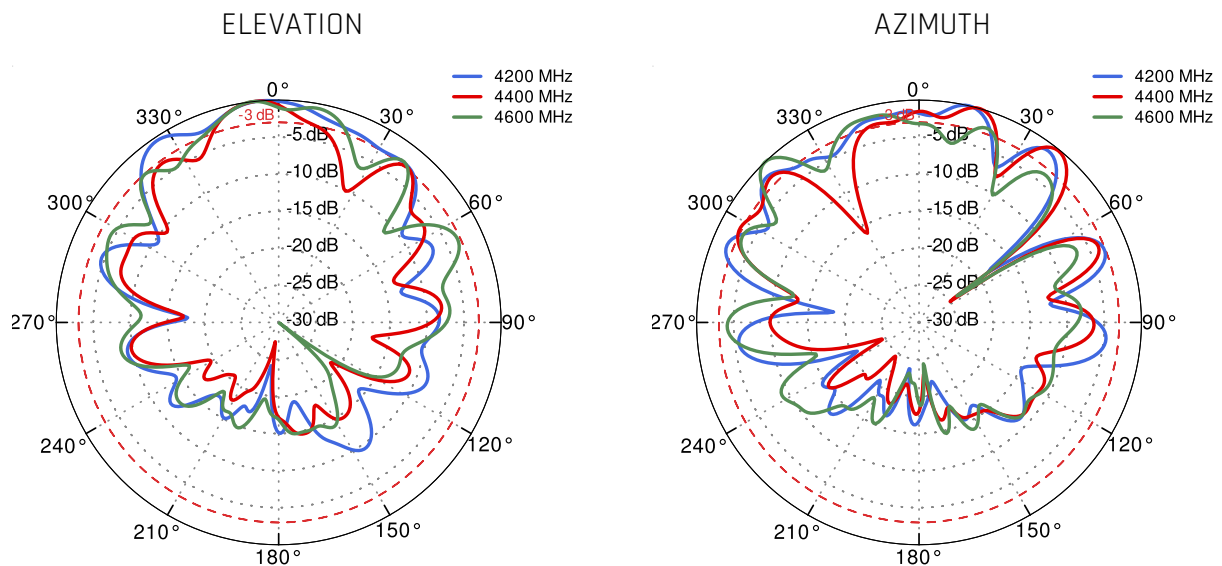
### 5G/LTE Port 1 from 2.3GHz to 2.7GHz



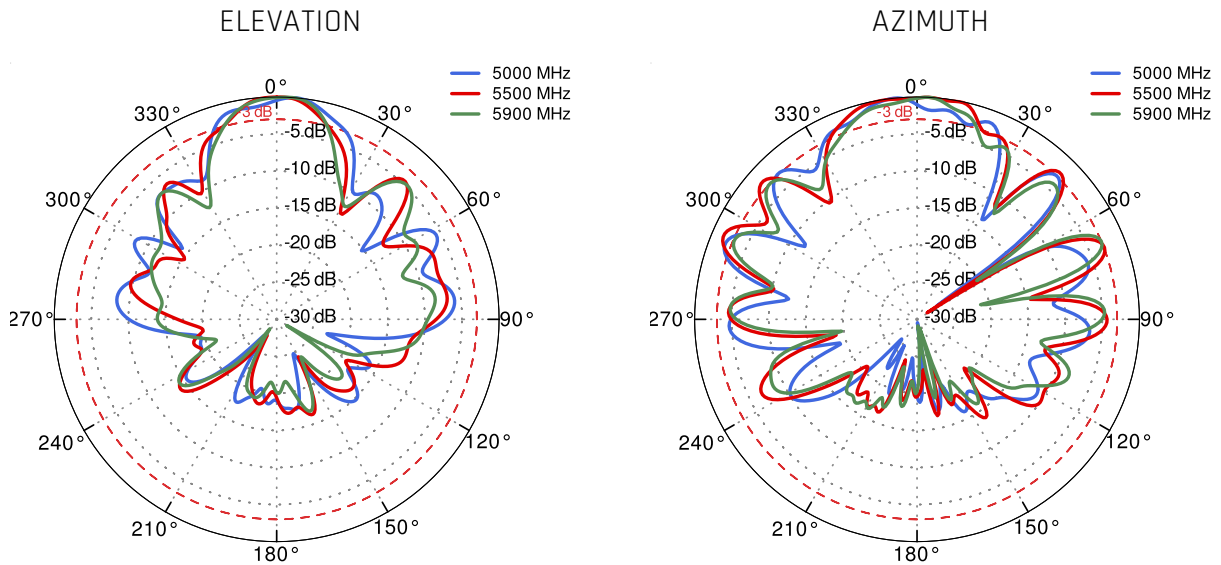
### 5G/LTE Port 1 from 3.3GHz to 3.8GHz



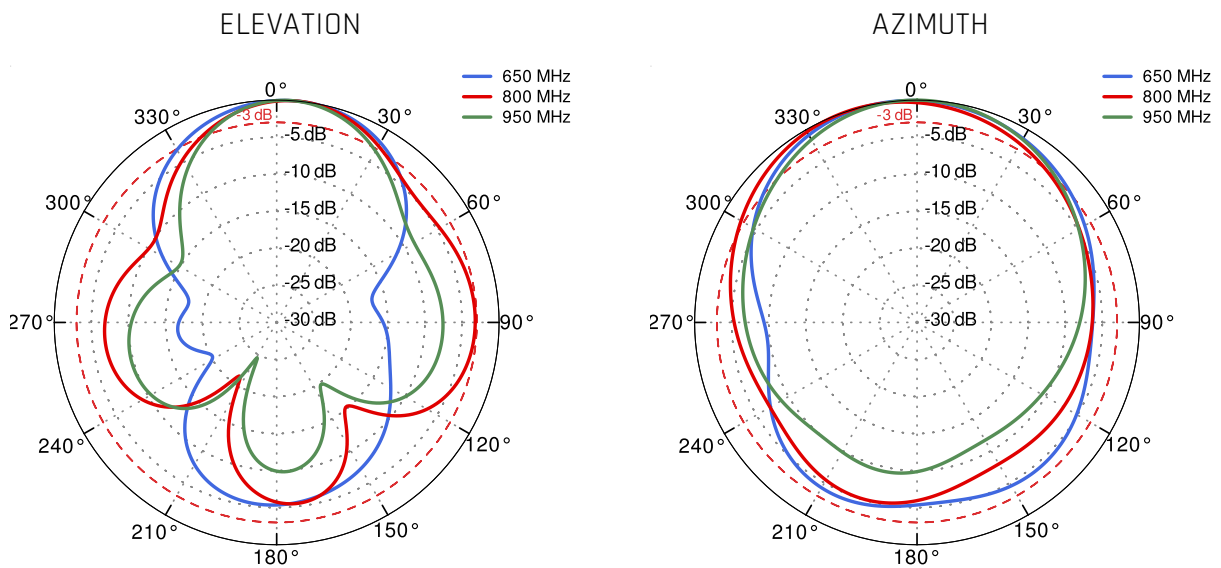
### 5G/LTE Port 1 from 4.2GHz to 4.6GHz

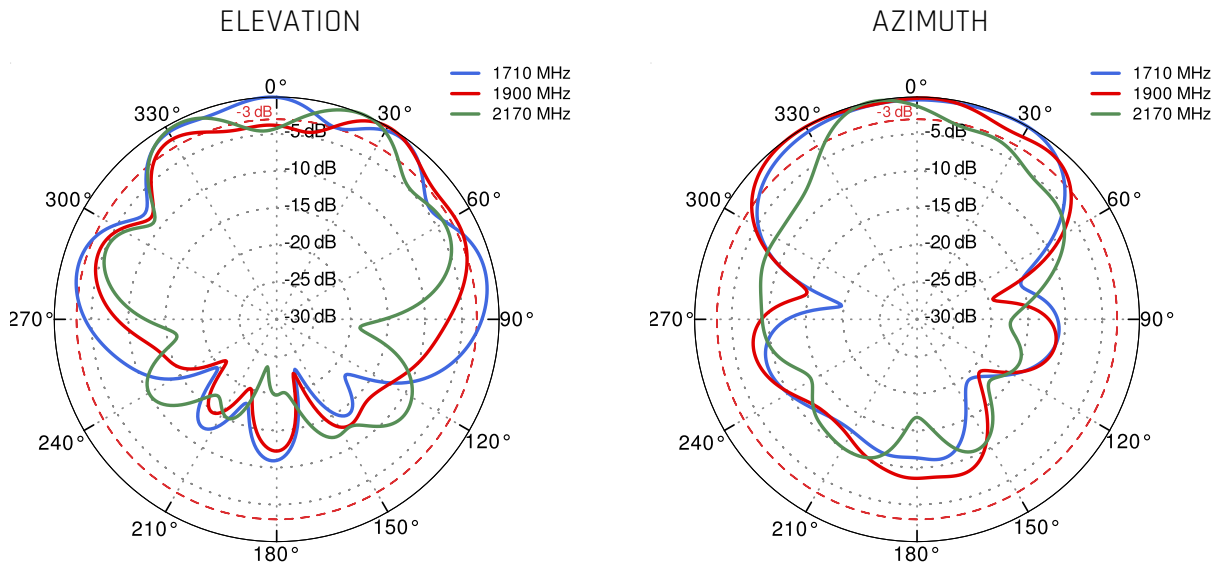
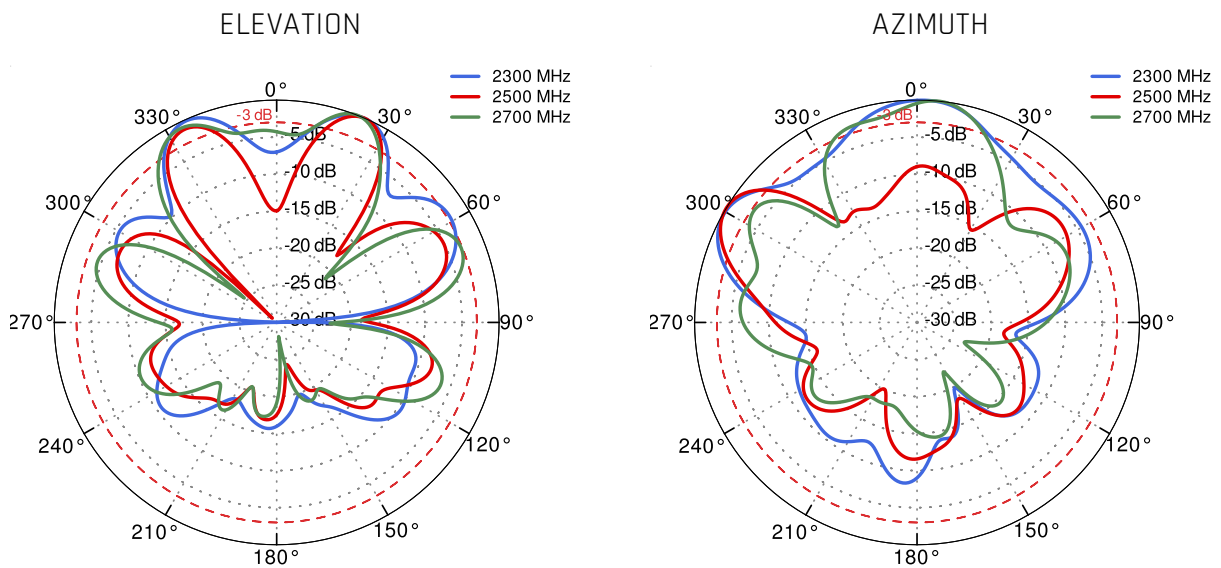


### 5G/LTE Port 1 from 5.0GHz to 5.9GHz

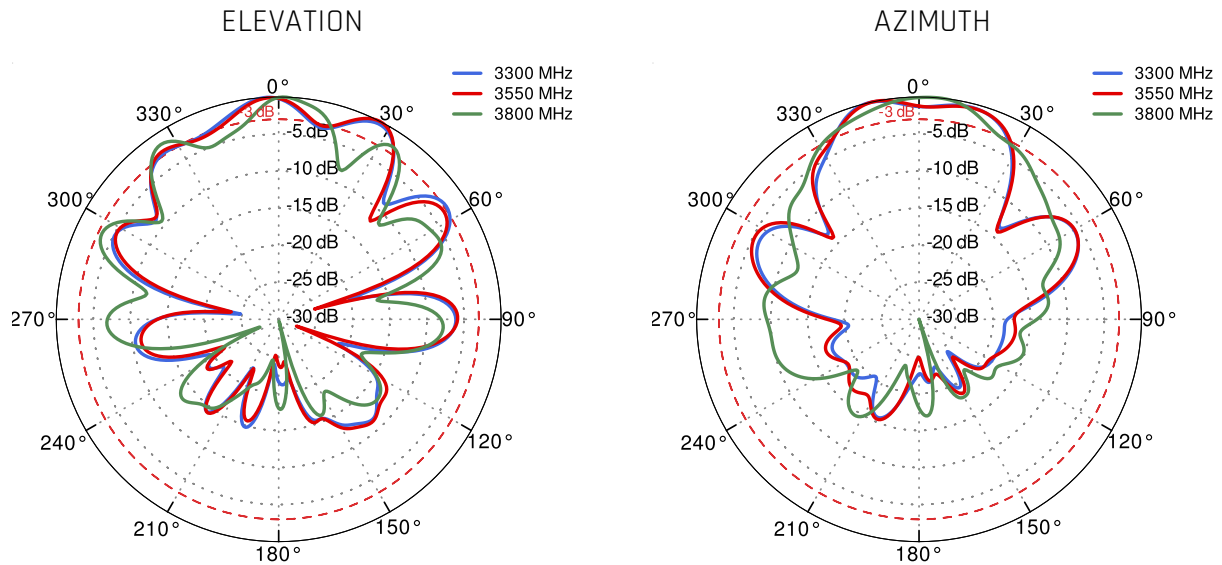


### 5G/LTE Port 2 from 700MHz to 900MHz

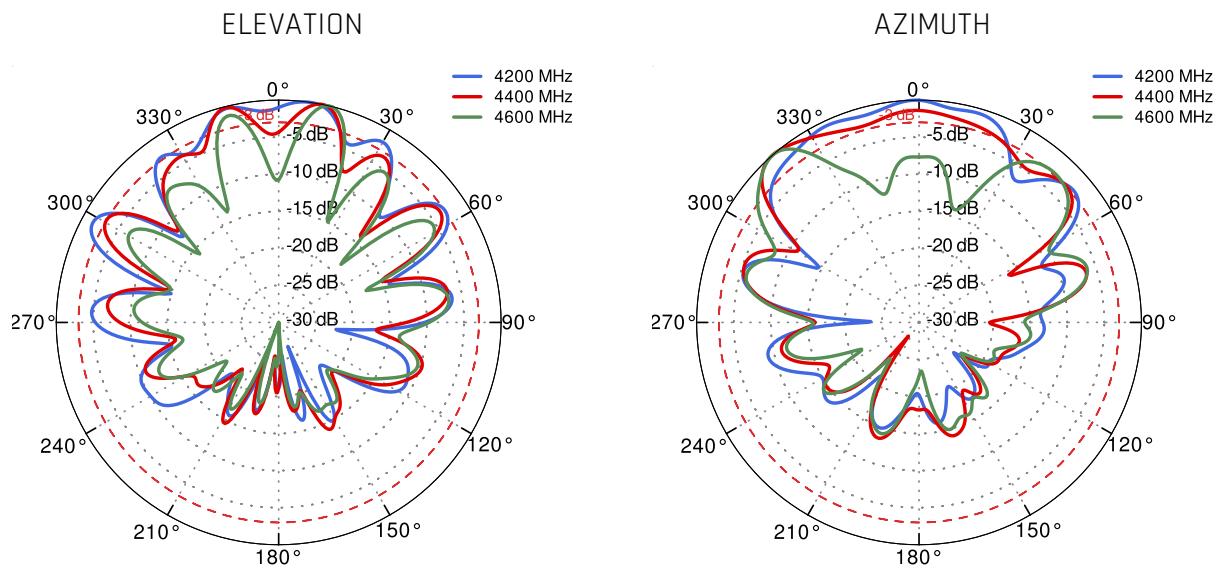


**5G/LTE Port 2 from 1.71GHz to 2.17GHz**

**5G/LTE Port 2 from 2.3GHz to 2.7GHz**


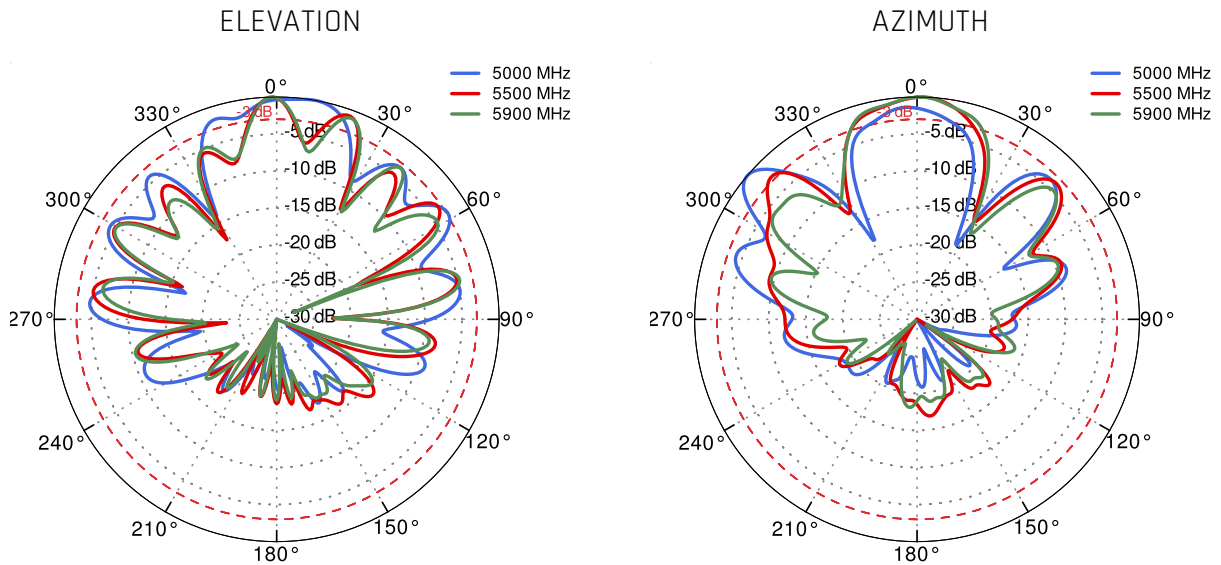
### 5G/LTE Port 2 from 3.3GHz to 3.8GHz



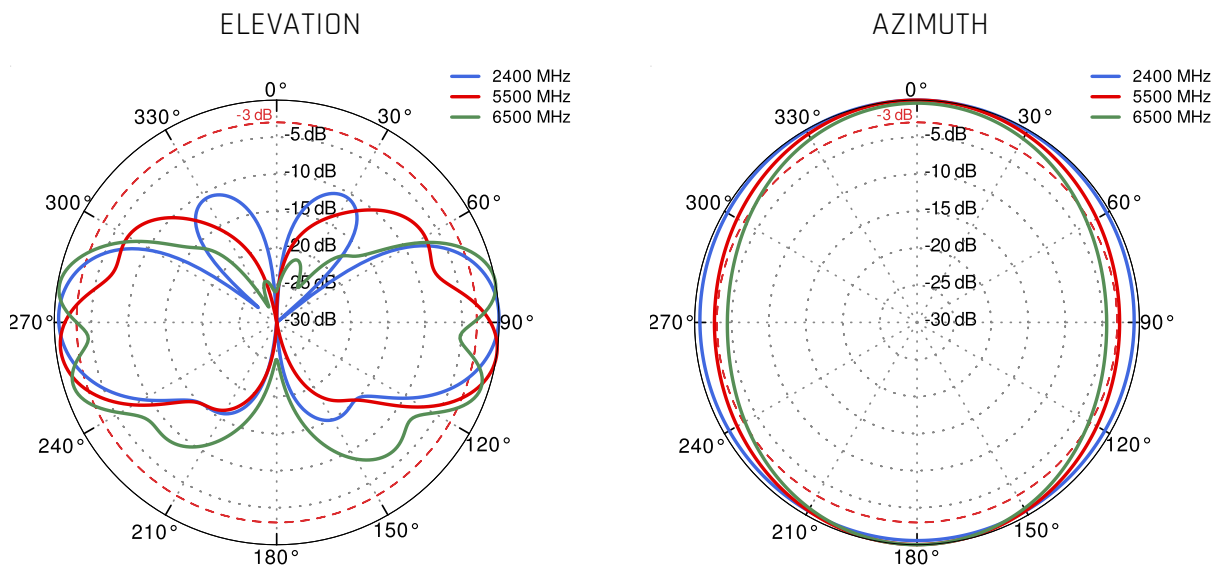
### 5G/LTE Port 2 from 4.2GHz to 4.6GHz



### 5G/LTE Port 2 from 5.0GHz to 5.9GHz



### Wi-Fi 2.4GHz and 5GHz and 6GHz



## DIMENSIONS

