QuCube 5G/LTE MIMO 4x4

INTEGRATED MULTI-BAND LTE & 5G OMNI ANTENNA + PLACE TO INSTALL ROUTERBOARD WITH MODEM

QuCube 4x4 Omnidirectional 5G Antenna is an ultra-wideband outdoor solution designed for LTE/5G/3G/2G 4x4 modems. Covering 600–6000 MHz, including the new Extended LTE Band 71, it delivers reliable performance across multiple frequency bands. A dedicated internal space allows integration of custom electronics.
Engineered for **outdoor and mobile** applications, **QuCube** is ideal for use in transportation systems, for underground connectivity or urban and public installations. It ensures consistent performance wherever dependable connectivity is essential. The included bracket enables secure mounting on **poles or walls**. The antenna is equipped with **MHF4 connectors** (There is no specific order for 5G/LTE cable connection).

5G | 4x4 MIMO | 600-6350MHz | 4 dBi | OMNI DIRECTIONAL | IP 68 | -40° TO +80°



5G/LTE SPECIFICATION

FREQUENCY	0.58 - 2.0 GHz 2.0 - 3.5 GHz 3.5 - 5.0 GHz 5.0 - 6.35 GHz
MAX. GAIN	0.58 - 2.0 GHz : 2 dBi 2.0 - 3.5 GHz : 3.2 dBi 3.5 - 5.0 GHz : 3.1 dBi 5.0 - 6.35 GHz : 3.8 dBi
SUPPORTED LTE BANDS	1, 2, 3, 4, 5, 6, 7, 8, 9, 10, 11, 12, 13, 14, 17, 18, 19, 20, 21, 22, 23, 24, 25, 26, 27, 28, 29, 30, 32, 33, 34, 35, 36, 37, 38, 39, 40, 41, 42, 43, 44, 45, 46, 47, 48, 49, 50, 51, 52, 53, 54, 65, 66, 67, 68, 69, 70, 71, 74, 75, 76, 85, 103, 106, 107, 111, 252, 253, 254, 255, 256
SUPPORTED 5G BANDS	n1, n2, n3, n5, n7, n8, n12, n13, n14, n18, n20, n24, n25, n26, n28, n29, n30, n34, n38, n39, n40, n41, n46, n47, n48, n50, n51, n53, n54, n65, n66, n67, n68, n70, n71, n74, n75, n76, n77, n78, n79, n80, n81, n82, n83, n84, n85, n86, n89, n90, n91, n92, n93, n94, n95, n97, n98, n99, n100, n101, n105, n106, n109, n110, n250, n251, n252, n253, n254, n255, n256
VSWR	<2.50, max <3.00
BEAMWIDTH	360°/35° ±5°
POLARIZATION	Vertical
IMPEDANCE	50 Ω

Copyright © 2023, Wireless Instruments. Specifications and information given in this document are subject to change without prior notice.

MECHANICAL SPECIFICATION

MATERIAL	ASA
CONNECTOR	MHF4
OUTER DIMENSIONS	160 x 160 x 155 mm 6.3 x 6.3 x 6.10 inch
WEIGHT	1.5 kg
OPERATING TEMPERATURE	-40°C to 80°C -40°F to 176°F
INGRESS PROTECTION	IP67 and IP68

MOUNTING KIT

MATERIAL	Galvanized steel
WEIGHT	0.4kg
MOUNTING PLACE	Wall or mast
MAST DIAMETER	25-66 mm 0.98-2.60 inch

Copyright © 2023, Wireless Instruments. Specifications and information given in this document are subject to change without prior notice.

PLOTS

5G/LTE VSWR

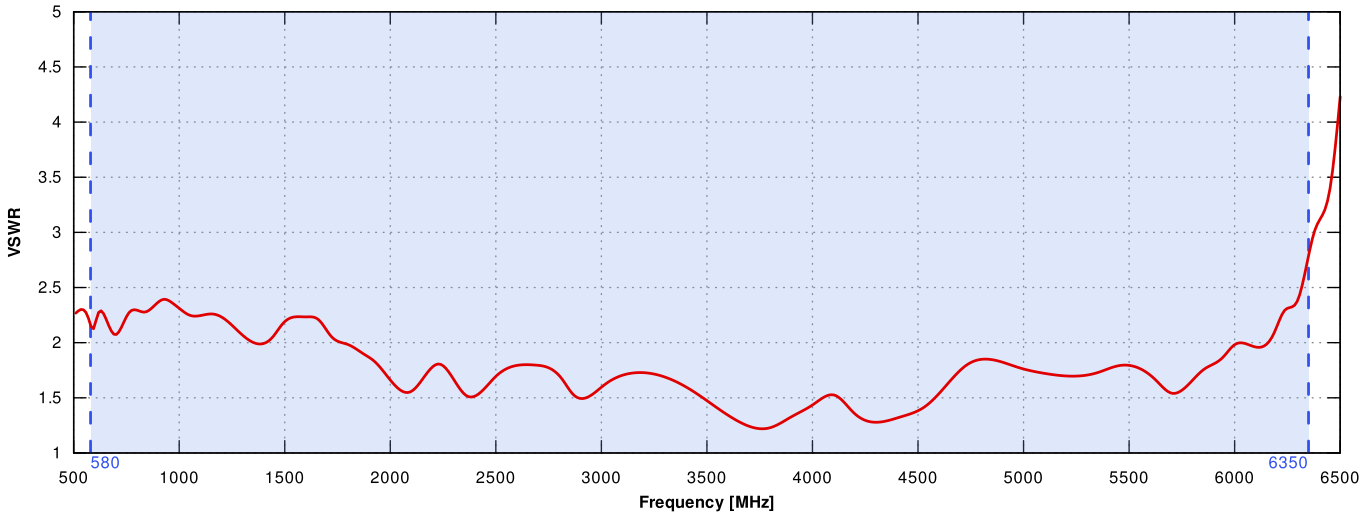

5G/LTE GAIN

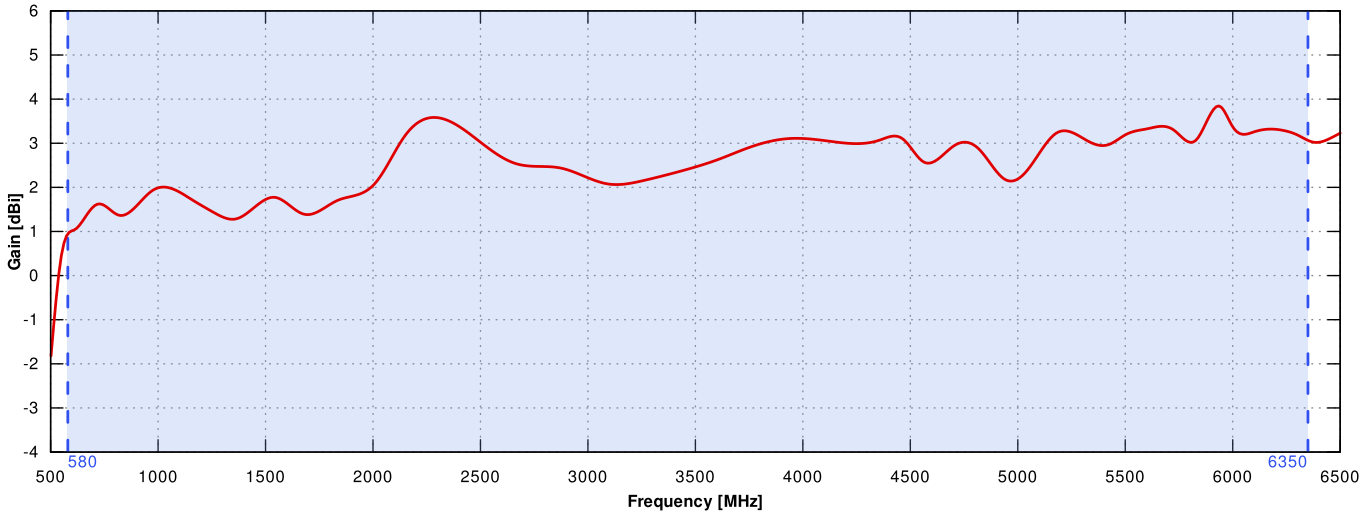

Copyright © 2023, Wireless Instruments. Specifications and information given in this document are subject to change without prior notice.

5G/LTE from 617MHz to 960MHz

ELEVATION

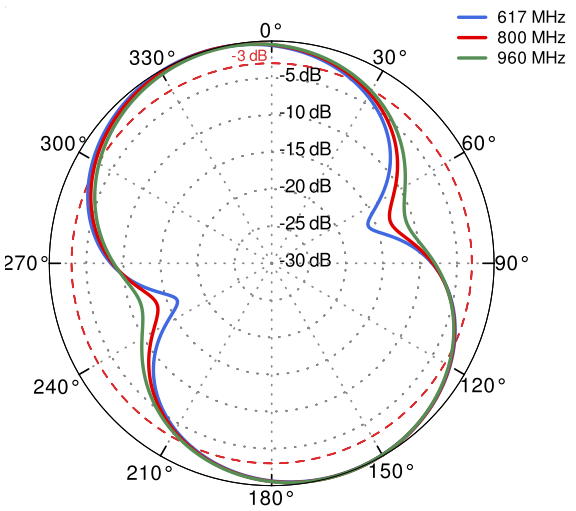

AZIMUTH

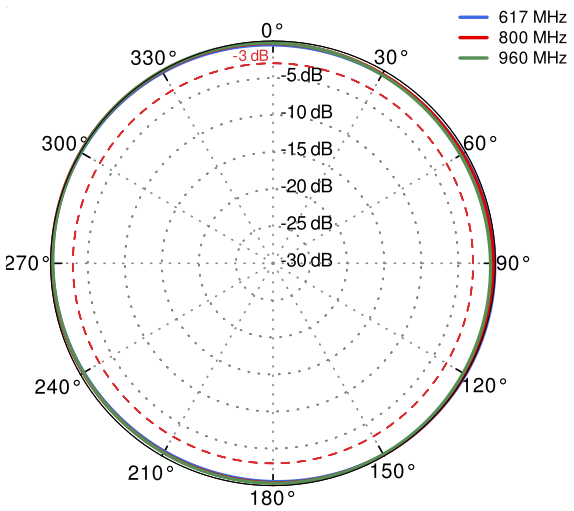

5G/LTE from 1.71GHz to 2.5GHz

ELEVATION

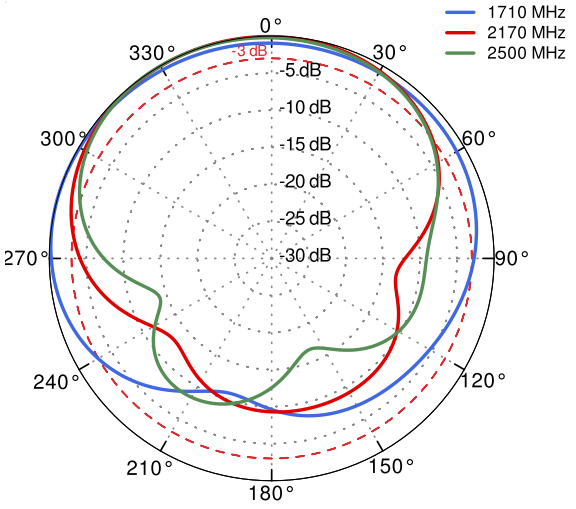

AZIMUTH

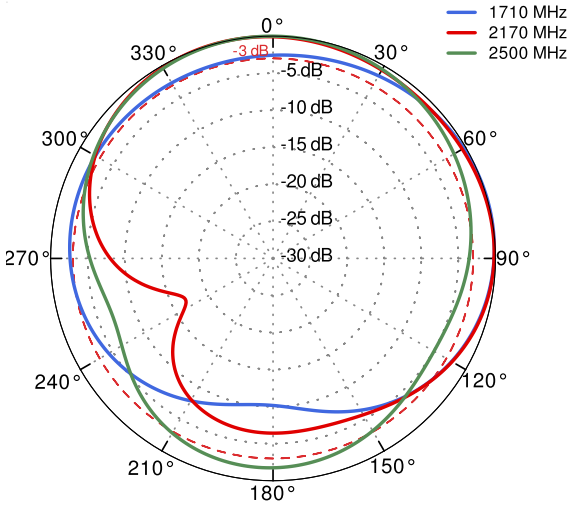

Copyright © 2023, Wireless Instruments. Specifications and information given in this document are subject to change without prior notice.

5G/LTE from 3.3GHz to 4.2GHz

ELEVATION

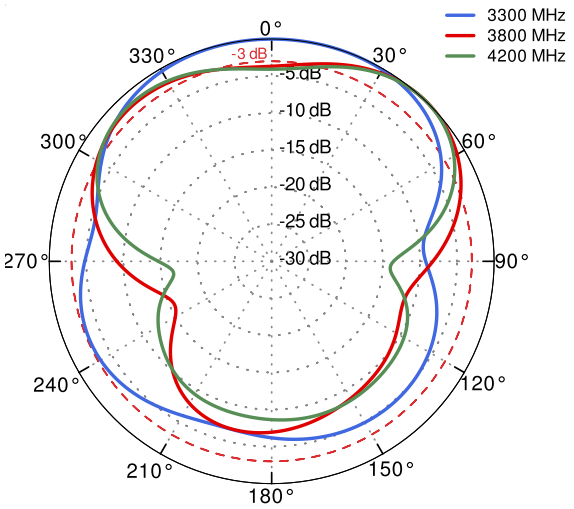

AZIMUTH

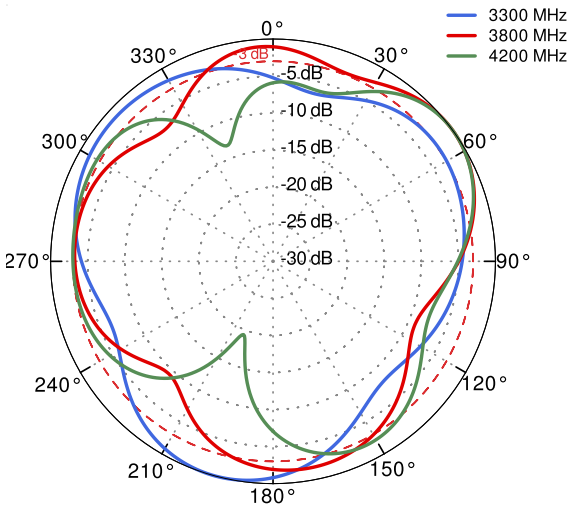

5G/LTE from 4.8GHz to 5.8GHz

ELEVATION

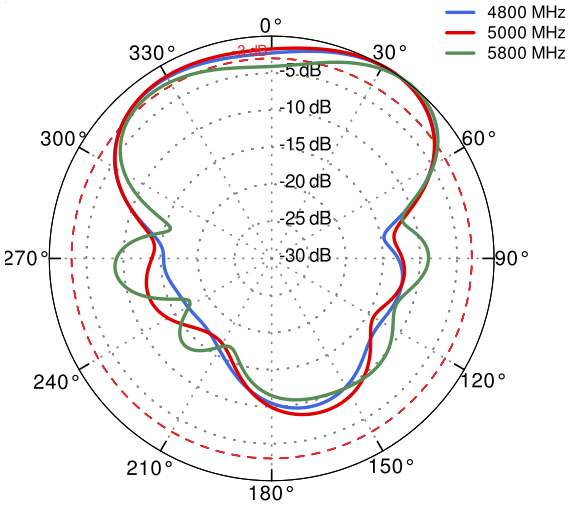

AZIMUTH

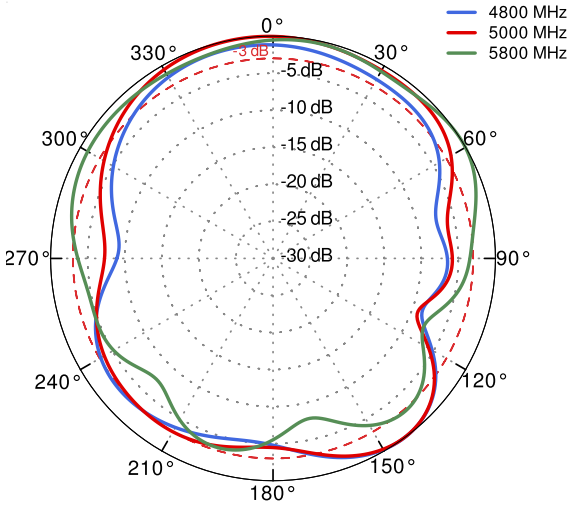

Copyright © 2023, Wireless Instruments. Specifications and information given in this document are subject to change without prior notice.

DIMENSIONS



QuWireless
WWW.QUWIRELESS.COM
Sales email: sales@quwireless.com **Tel:** +48 513 900 416
Support email: support@quwireless.com **Website:** www.quwireless.com
Address: Wireless Instruments Sp. z o.o., ul. Kościuszki 27, 52-116 Iwiny, Poland

Copyright © 2023, Wireless Instruments. Specifications and information given in this document are subject to change without prior notice.