

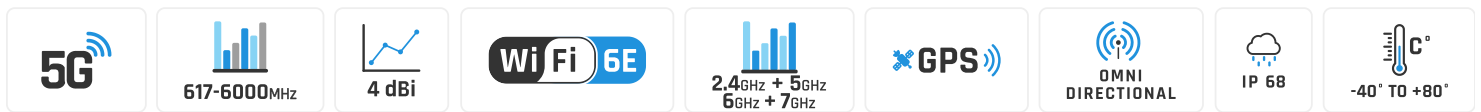
# QuCube for Sierra Wireless RV55

**INTEGRATED MULTI-BAND LTE & 5G OMNI ANTENNA + WI-FI ANTENNA + GPS ANTENNA + PASSIVE POE SPLITTER + PLACE TO INSTALL SIERRA WIRELESS RV55 (ALL-IN-ONE)**

**QuCube for Sierra Wireless RV55** is a revolutionary outdoor antenna solution that combines minimized dimensions with exceptional antenna performance. Designed specifically as an **antenna for Sierra Wireless RV55 router**, it delivers reliable, high-speed wireless connectivity in even the most demanding environments. This all-in-one unit integrates high-gain omnidirectional **5G, Wi-Fi and GPS antennas** with Sierra Wireless routers into a compact, rugged **IP68-rated waterproof enclosure**. The integration reduces installation complexity while enabling rapid deployment of advanced outdoor 5G solutions.

Engineered for outdoor and mobile applications, **QuCube** is ideal for use in transportation systems, for underground connectivity or urban and public installations. It ensures consistent performance wherever dependable connectivity is essential.

The set contains a [Passive PoE splitter](#), allowing you to split data and power from a single Ethernet cable and maintain gigabit transfer speeds while protecting the LAN port from damage caused by overvoltage, short circuit or improper connection. **NOTE:** should only be used with a 24V (or lower voltage) Passive PoE power supply it is not compatible with an 802.3af/at power source!




OUTDOOR ANTENNA WORKS IN **ANY WEATHER CONDITIONS**, IP68



ANTENNA **PERFECTLY MATCHED** WITH THE ROUTER



MADE IN **EUROPE**



## 5G/LTE SPECIFICATION

<b>FREQUENCY</b>	617 - 960 MHz 1.7 - 2.7 GHz 3.3 - 6.0 GHz
<b>GAIN</b>	617 - 960 MHz : 2 dBi 1.7 - 2.7 GHz : 3 dBi 3.3 - 6.0 GHz : 4 dBi
<b>SUPPORTED LTE BANDS</b>	1, 2, 3, 4, 5, 7, 8, 9, 10, 12, 13, 14, 17, 18, 19, 20, 22, 25, 26, 27, 28, 29, 30, 33, 34, 35, 36, 37, 38, 39, 40, 41, 42, 43, 44, 46, 47, 48, 49, 52, 53, 65, 66, 67, 68, 69, 71, 85, 103, 106
<b>SUPPORTED 5G BANDS</b>	n1, n2, n3, n5, n7, n8, n12, n13, n14, n18, n20, n25, n26, n28, n29, n30, n34, n38, n39, n40, n41, n46, n47, n48, n53, n65, n66, n67, n71, n77, n78, n79, n80, n81, n82, n83, n84, n85, n86, n89, n90, n95, n97, n98, n100, n101, n256
<b>VSWR</b>	<1.20, max <2.50
<b>BEAMWIDTH</b>	360°/35° ±5°
<b>POLARIZATION</b>	Vertical
<b>IMPEDANCE</b>	50 Ω

## **WI-FI SPECIFICATION**

<b>FREQUENCY</b>	2.4 - 2.5 GHz 5 - 7.2 GHz
<b>GAIN</b>	2.4 - 2.5 GHz: 2dBi 5 - 7.2 GHz: 5dBi
<b>VSWR</b>	< 2.50
<b>BEAMWIDTH</b>	360°/25°
<b>POLARIZATION</b>	Vertical
<b>IMPEDANCE</b>	50 $\Omega$
<b>MAX INPUT POWER</b>	50W
<b>DC GROUND</b>	Yes

## **MECHANICAL SPECIFICATION**

<b>MATERIAL</b>	ABS
<b>CONNECTOR</b>	QuRJ45
<b>OUTER DIMENSIONS</b>	160 x 160 x 155 mm 6.3 x 6.3 x 6.10 inch
<b>WEIGHT</b>	1.5 kg
<b>OPERATING TEMPERATURE</b>	-40°C to 80°C -40°F to 176°F
<b>INGRESS PROTECTION</b>	IP67 and IP68

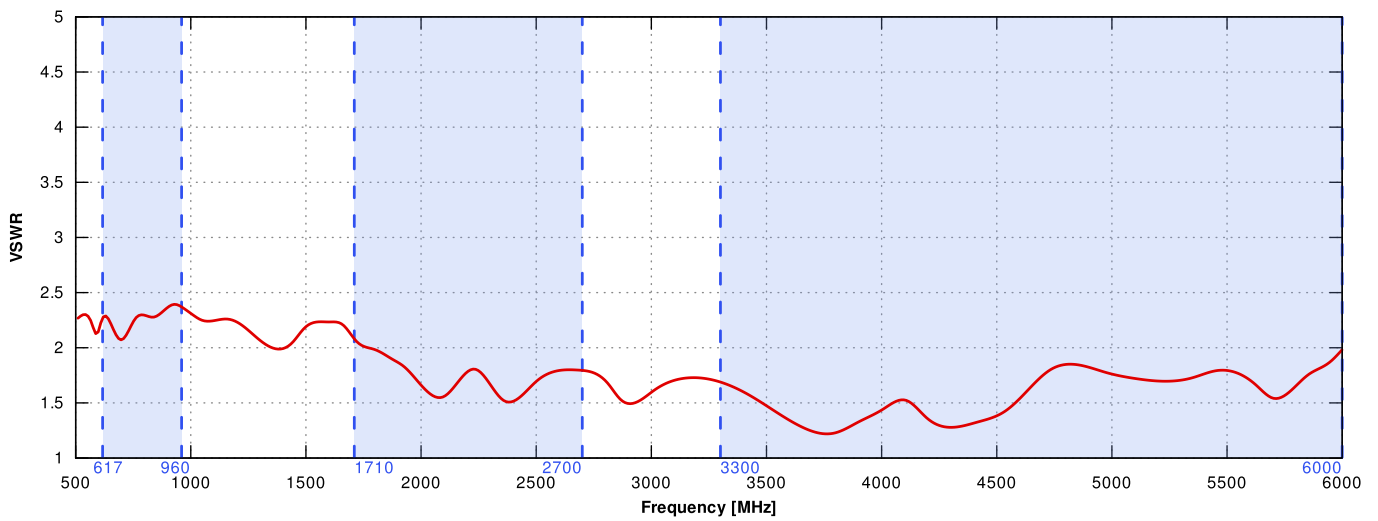
## MOUNTING KIT

<b>MATERIAL</b>
<b>WEIGHT</b>
<b>MOUNTING PLACE</b>
<b>MAST DIAMETER</b>

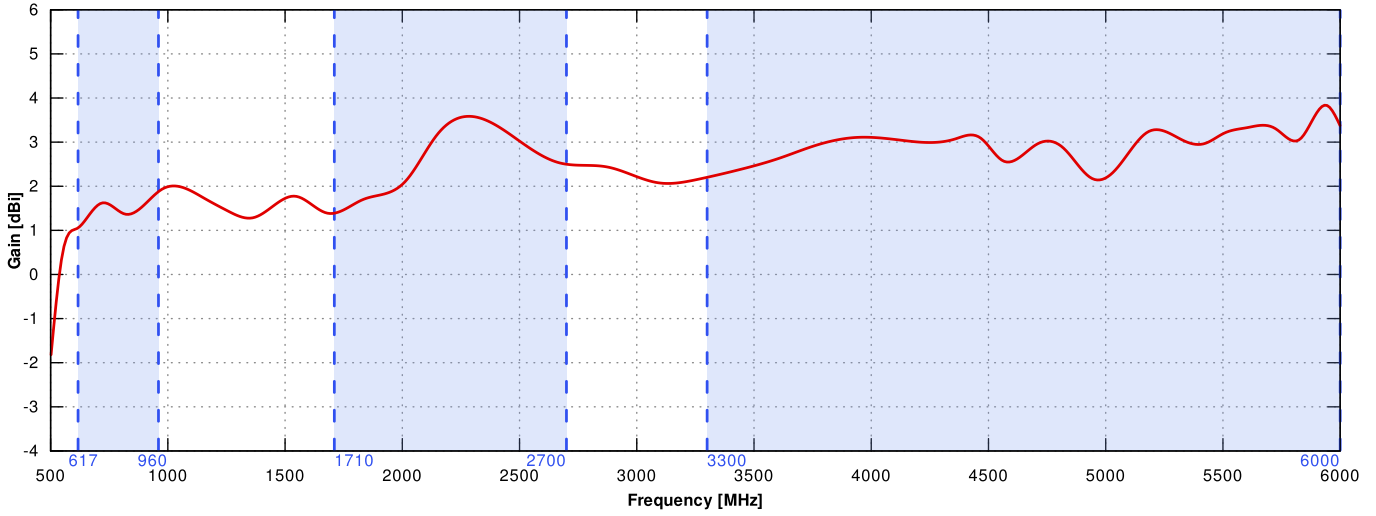
Galvanized steel
0.4kg
Wall or mast
25-66 mm 0.98-2.60 inch

## PLOTS

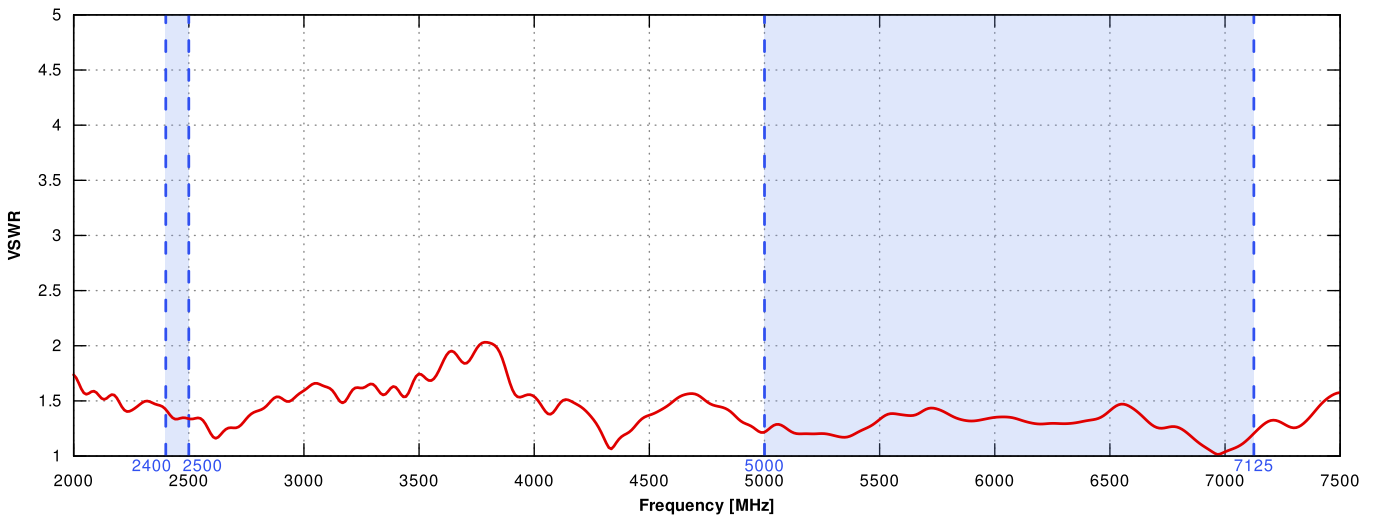
5G/LTE VSWR



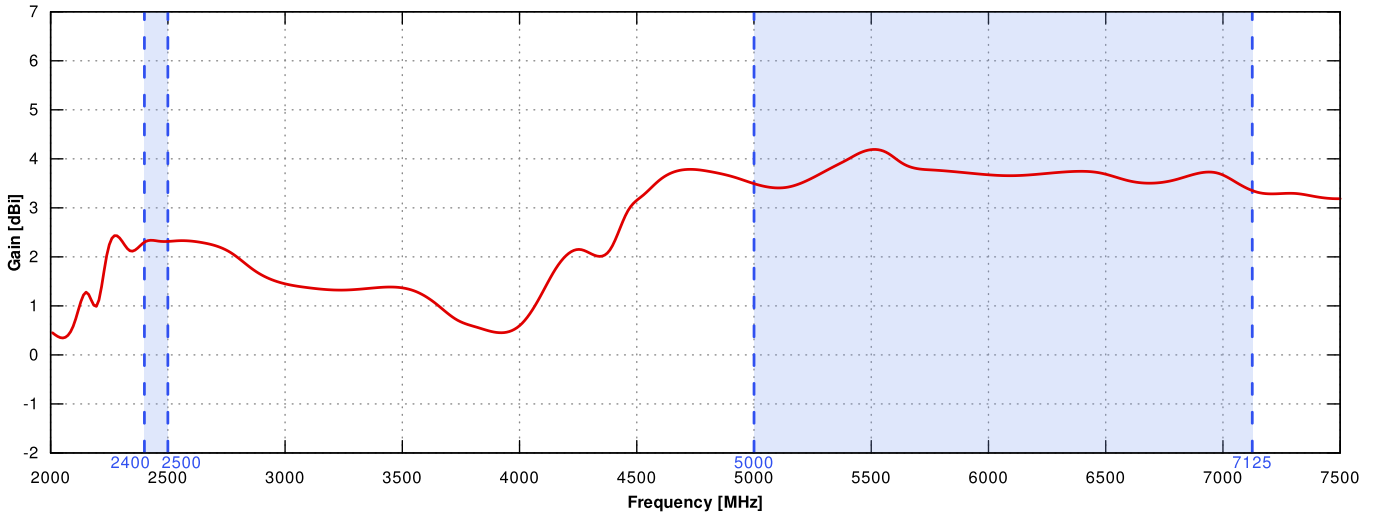
### 5G/LTE GAIN



### Wi-Fi - V VSWR



Wi-Fi - V Gain



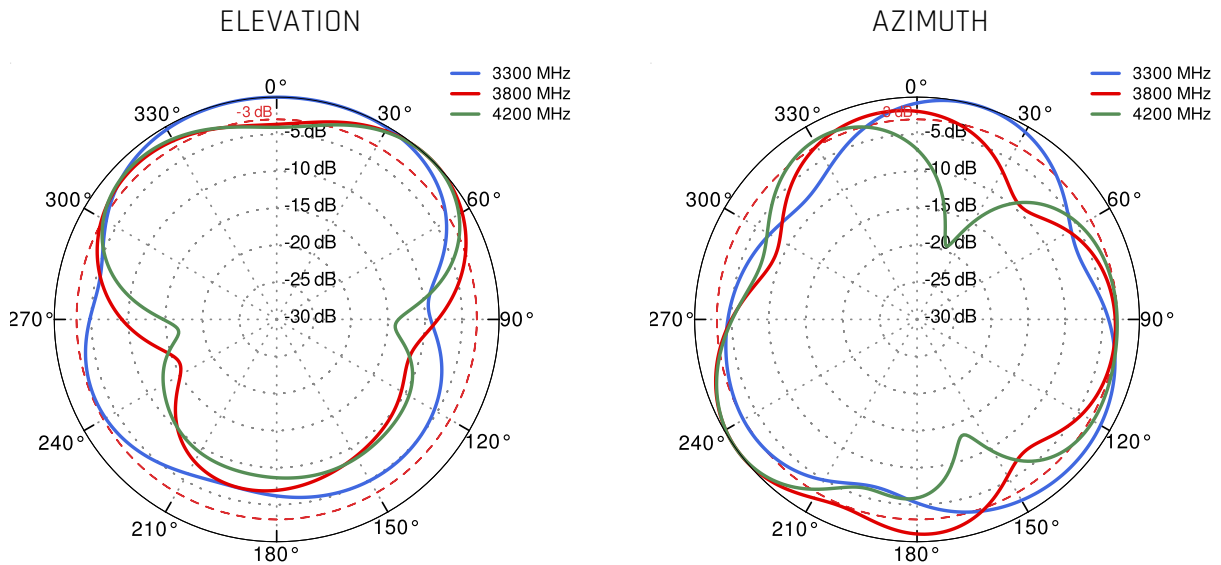
5G/LTE from 617MHz to 960MHz



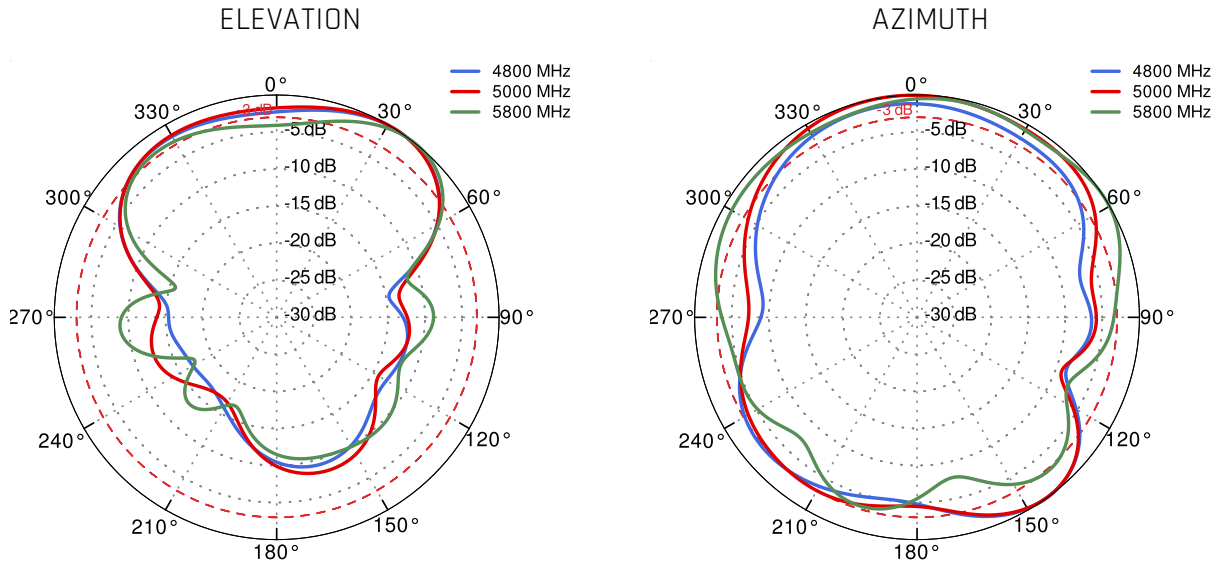
5G/LTE from 1.71GHz to 2.7GHz



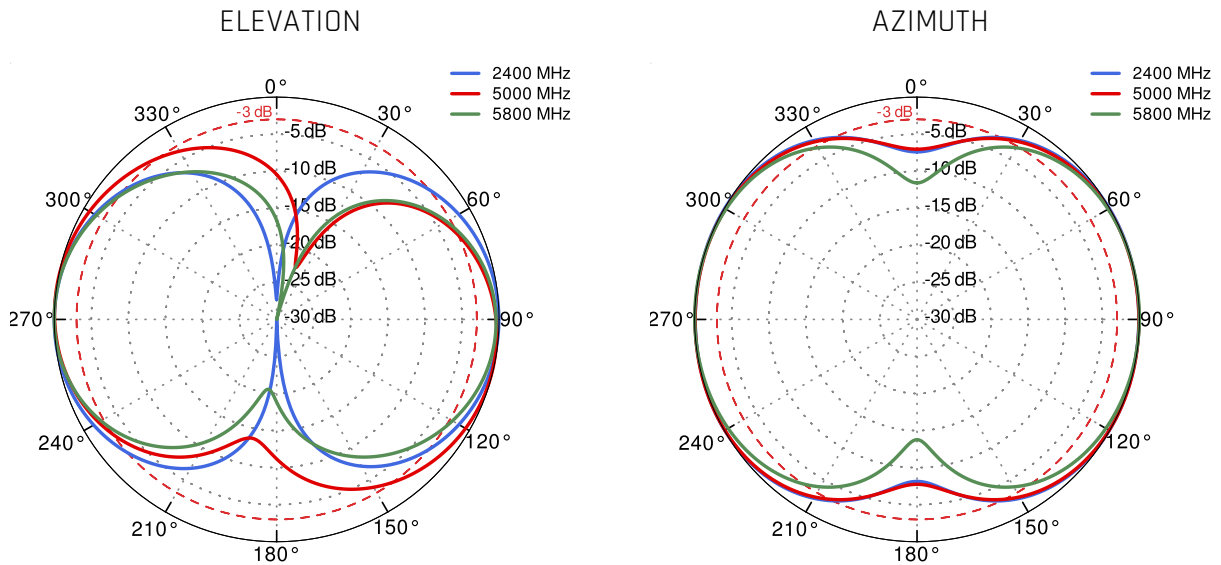
5G/LTE from 3.3GHz to 4.2GHz



### 5G/LTE from 4.8GHz to 5.8GHz



### Wi-Fi V From 2.4 GHz to 6.5 GHz



## **DIMENSIONS**

