


QuMax for DIGI IX20

INTEGRATED MULTI-BAND 5G DIRECTIONAL ANTENNA + WI-FI OMNI ANTENNA + GPS ANTENNA + POE SPLITTER + PLACE TO INSTALL DIGI IX20 (ALL-IN-ONE)

QuMax antenna for **DIGI IX20** router is a perfect outdoor device for improving the signal in rural/suburban and locations where the mobile signal is weak. It has embedded directional 5G, omni Wi-Fi and GPS antenna. If you use IX20 with QuMax antenna, you get an integrated complete solution with embedded router and multi band antennas in one enclosure.

The set contains a [Passive PoE splitter](#), allowing you to split data and power from a single Ethernet cable and maintain gigabit transfer speeds while protecting the LAN port from damage caused by overvoltage, short circuit or improper connection.



OUTDOOR ANTENNA WORKS IN ANY WEATHER CONDITIONS, IP68



MOUNTING SYSTEM WITH TWO PLANES, 60 DEGREES REGULATION



WIDE BAND 600-6000MHZ, 5G TECHNOLOGY



ANTENNA PERFECTLY MATCHED WITH THE DIGI IX20



ALL ANTENNAS AND DIGI ROUTER INTEGRATED IN ONE ENCLOSURE



MADE IN EUROPE



5G / LTE ANTENNA SPECIFICATION

| | |
|----------------------------|--|
| FREQUENCY | 0.617 - 1.0 GHz 1.0 - 3.08 GHz 3.3 - 5.0 GHz 5.0 - 6.5 GHz |
| MAX. GAIN | 0.617 - 1.0 GHz : 6 dBi 1.0 - 3.08 GHz : 8 dBi 3.3 - 5.0 GHz : 6.8 dBi 5.0 - 6.5 GHz : 5.5 dBi |
| SUPPORTED LTE BANDS | 1, 2, 3, 4, 5, 6, 7, 8, 9, 10, 11, 12, 13, 14, 17, 18, 19, 20, 21, 22, 23, 24, 25, 26, 27, 28, 29, 30, 32, 33, 34, 35, 36, 37, 38, 39, 40, 41, 42, 43, 44, 45, 46, 47, 48, 49, 50, 51, 52, 53, 54, 65, 66, 67, 68, 69, 70, 71, 74, 75, 76, 85, 103, 106, 111, 252, 253, 254, 255, 256 |
| SUPPORTED 5G BANDS | n1, n2, n3, n5, n7, n8, n12, n13, n14, n18, n20, n24, n25, n26, n28, n29, n30, n34, n38, n39, n40, n41, n46, n47, n48, n50, n51, n53, n54, n65, n66, n67, n68, n70, n71, n74, n75, n76, n77, n78, n79, n80, n81, n82, n83, n84, n85, n86, n89, n90, n91, n92, n93, n94, n95, n97, n98, n99, n100, n101, n102, n106, n109, n110, n250, n251, n252, n253, n254, n255, n256 |
| VSWR | <2.00, max <3.00 |
| BEAMWIDTH | 80°/80° ±15° |
| POLARIZATION | X (+-45degrees) |
| IMPEDANCE | 50 Ω |

WI-FI ANTENNA SPECIFICATION

| | |
|---------------------|---|
| FREQUENCY | 2.4 - 2.5 GHz 5.0 - 7.2 GHz |
| MAX. GAIN | 2.4 - 2.5 GHz: 6dBi 5 GHz: 7.5dBi 7 GHz: 7.5dBi |
| VSWR | < 1.50, max < 2.00 |
| BEAMWIDTH | 360°/25° |
| POLARIZATION | Vertical |
| IMPEDANCE | 50 Ω |

MECHANICAL SPECIFICATION

| | |
|--|--|
| MATERIALS | ABS, aluminum, PTFE, fiberglass |
| CONNECTOR TYPE | RJ45 |
| INGRESS PROTECTION | IP68 |
| DIMENSIONS | 26.9 x 26.95 x 17.7 cm 10.6 x 10.6 x 7 inch |
| WEIGHT | 2.8 kg 6.17 lbs |
| OPERATING TEMPERATURE | From -40°C to 80°C From -40°F to 176°F |
| ENCLOSURE RECOMMENDED TIGHTENING TORQUE | 0.6 - 0.8 Nm |

MAST DIAMETER

 25-66mm
 0.98-2.60 inch


FREQUENCY BANDS
LTE / 4G

| | | | | | | |
|-----|----|----|----|----|----|-----|
| 1 | 2 | 3 | 4 | 5 | 7 | 8 |
| 9 | 10 | 12 | 13 | 14 | 17 | 18 |
| 19 | 20 | 22 | 25 | 26 | 27 | 28 |
| 29 | 30 | 33 | 34 | 35 | 36 | 37 |
| 38 | 39 | 40 | 41 | 42 | 43 | 44 |
| 46 | 47 | 48 | 49 | 52 | 53 | 65 |
| 66 | 67 | 68 | 69 | 71 | 85 | 103 |
| 106 | | | | | | |

617 MHz 6000 MHz

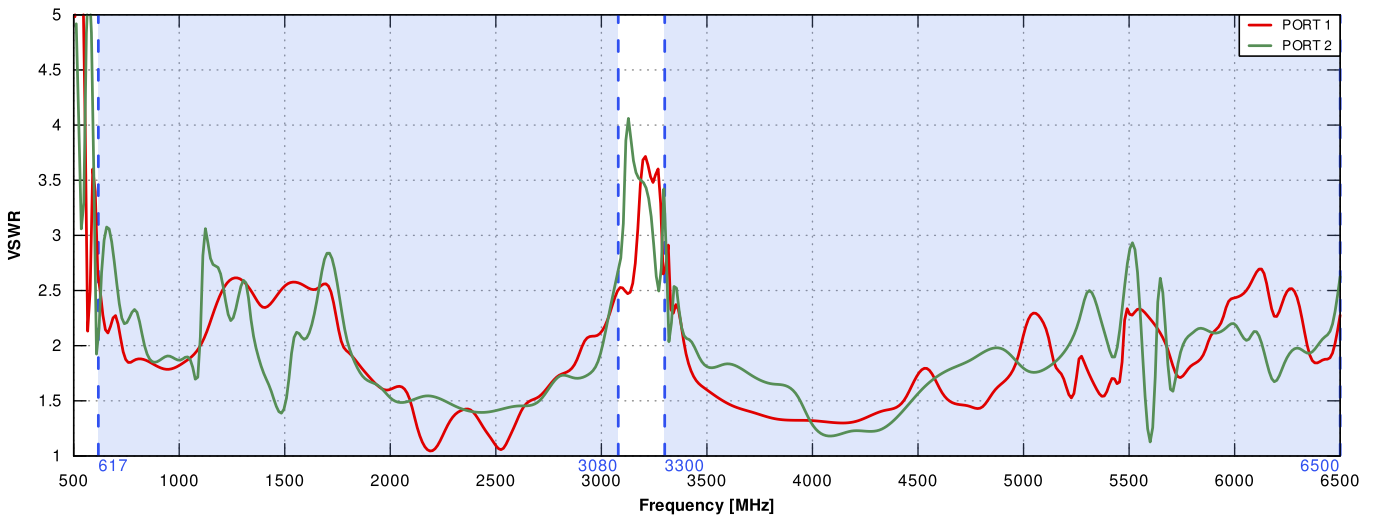
5G

| | | | | | | |
|-----|-----|------|------|------|-----|-----|
| n1 | n2 | n3 | n5 | n7 | n8 | n12 |
| n13 | n14 | n18 | n20 | n25 | n26 | n28 |
| n29 | n30 | n34 | n38 | n39 | n40 | n41 |
| n46 | n47 | n48 | n53 | n65 | n66 | n67 |
| n71 | n77 | n78 | n79 | n80 | n81 | n82 |
| n83 | n84 | n85 | n86 | n89 | n90 | n95 |
| n97 | n98 | n100 | n101 | n256 | | |

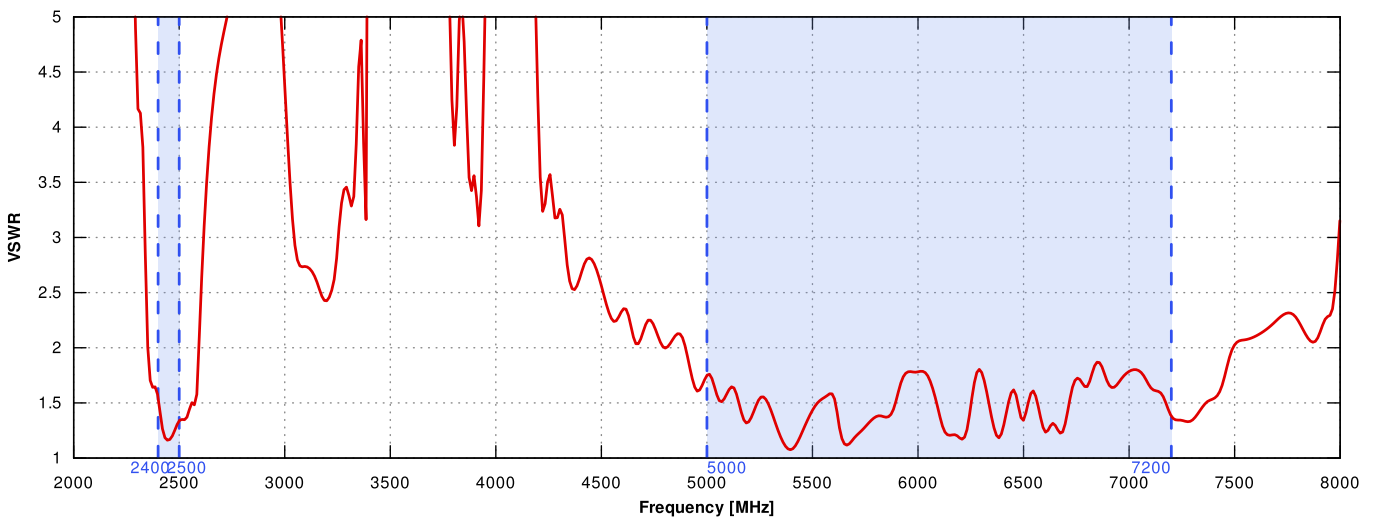
617 MHz 6000 MHz

PLOTS

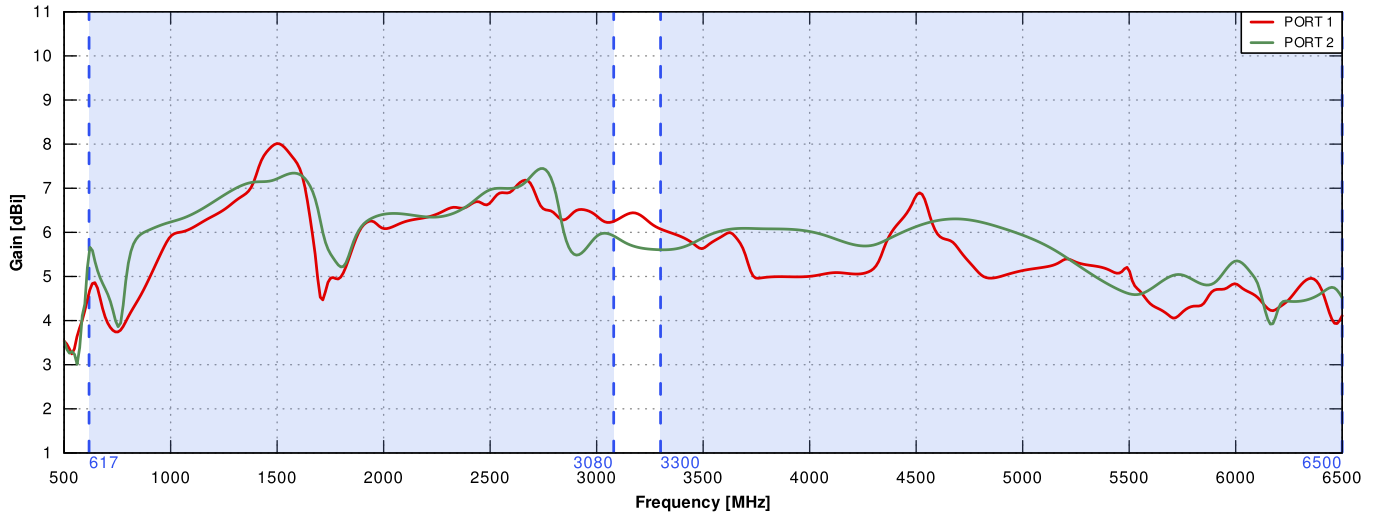
5G/LTE VSWR



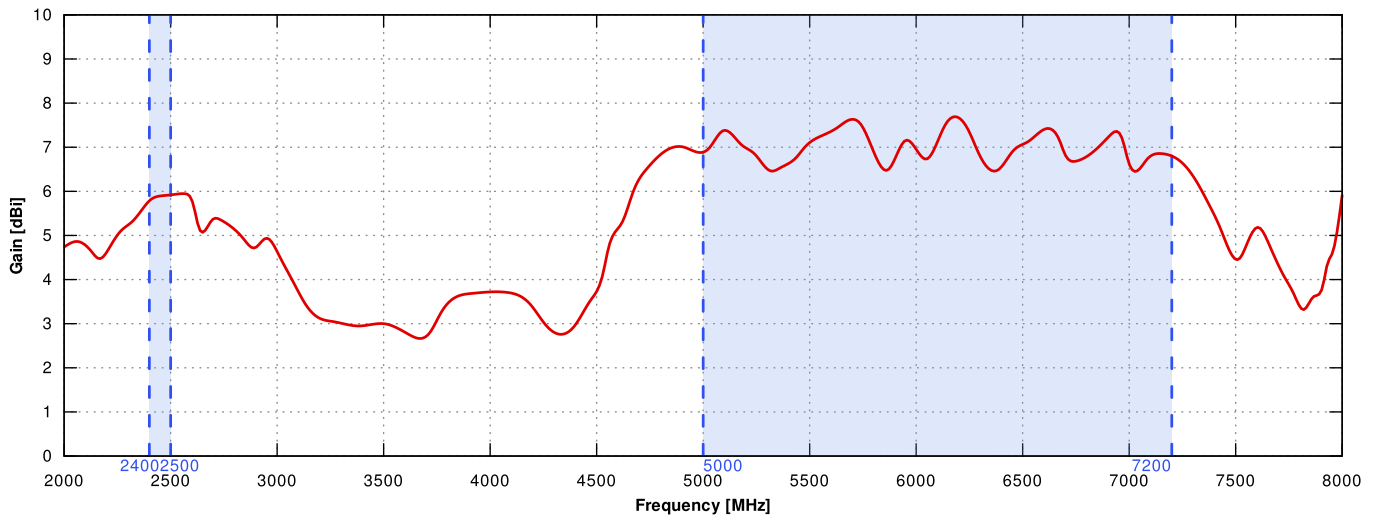
WI-FI VSWR



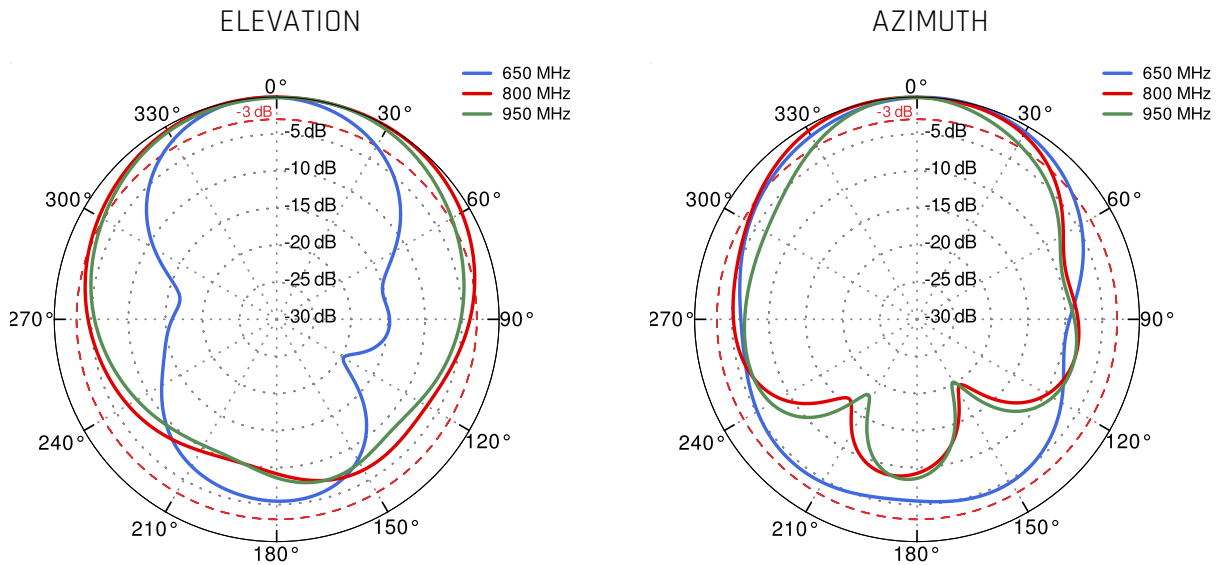
5G/LTE Gain



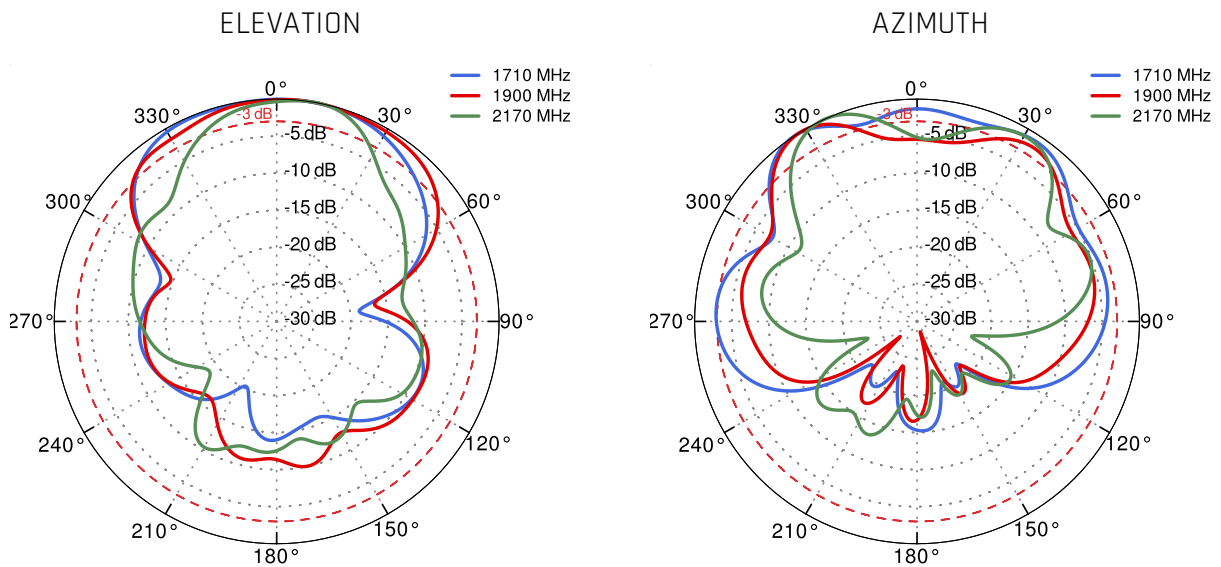
WI-FI Gain



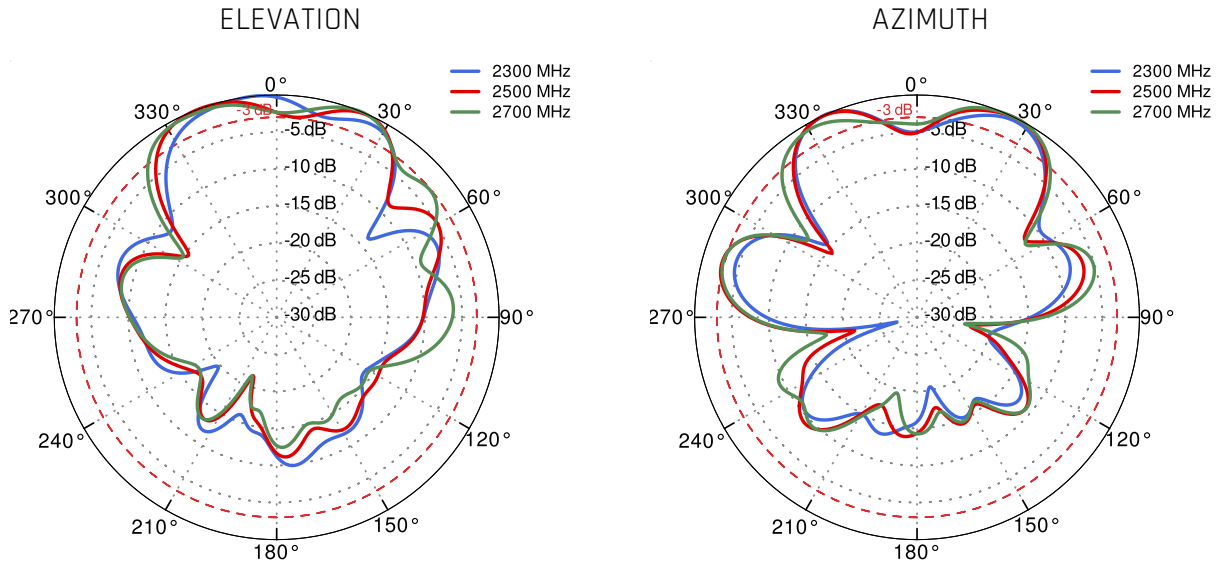
PORT 1 - 5G/LTE from 650MHz to 950MHz



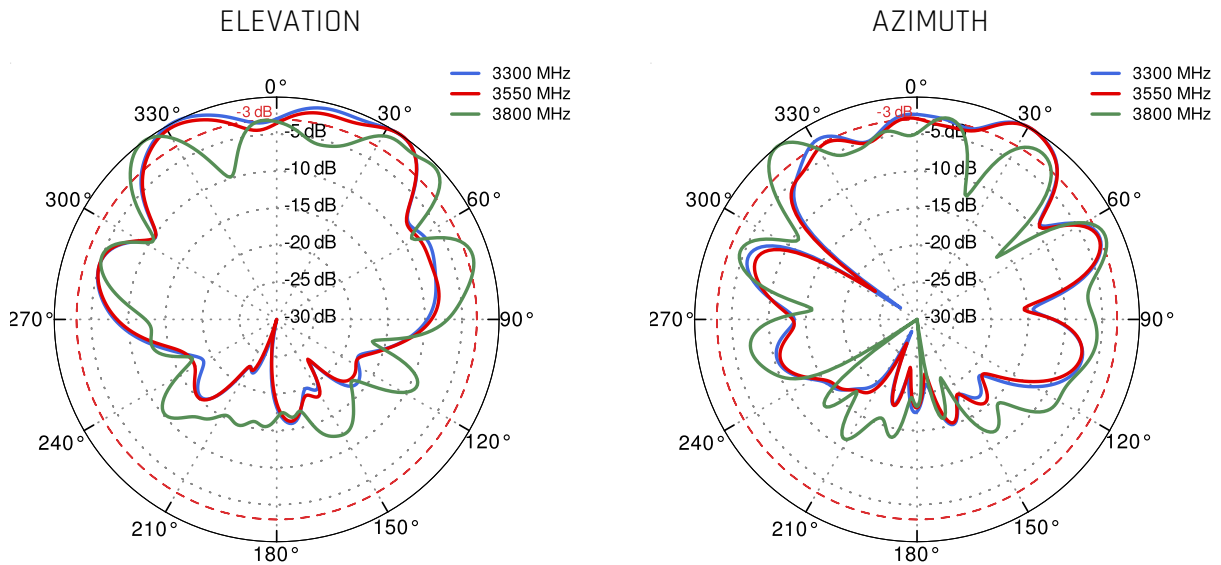
PORT 1 - 5G/LTE from 1.71GHz to 2.17GHz



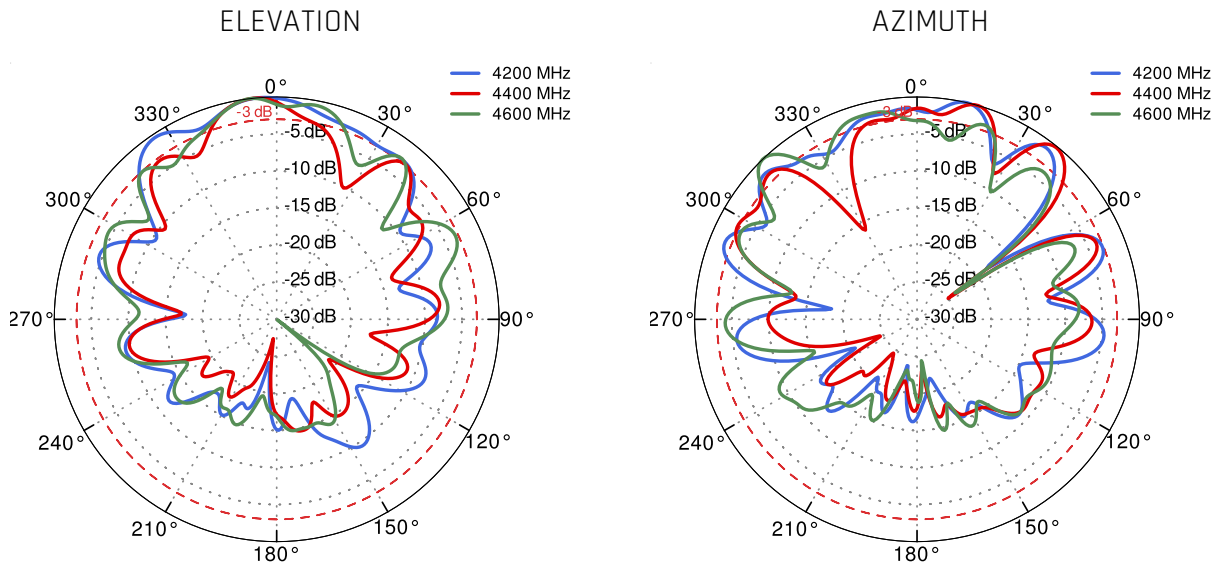
PORT 1 - 5G/LTE from 2.3GHz to 2.7GHz



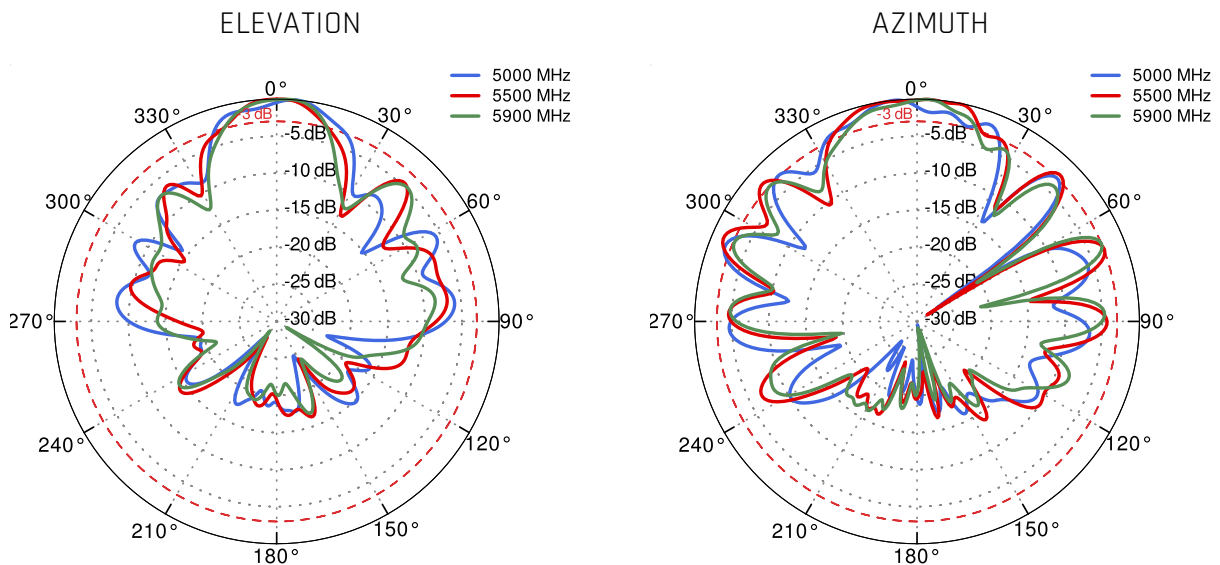
PORT 1 - 5G/LTE from 3.3GHz to 3.8GHz



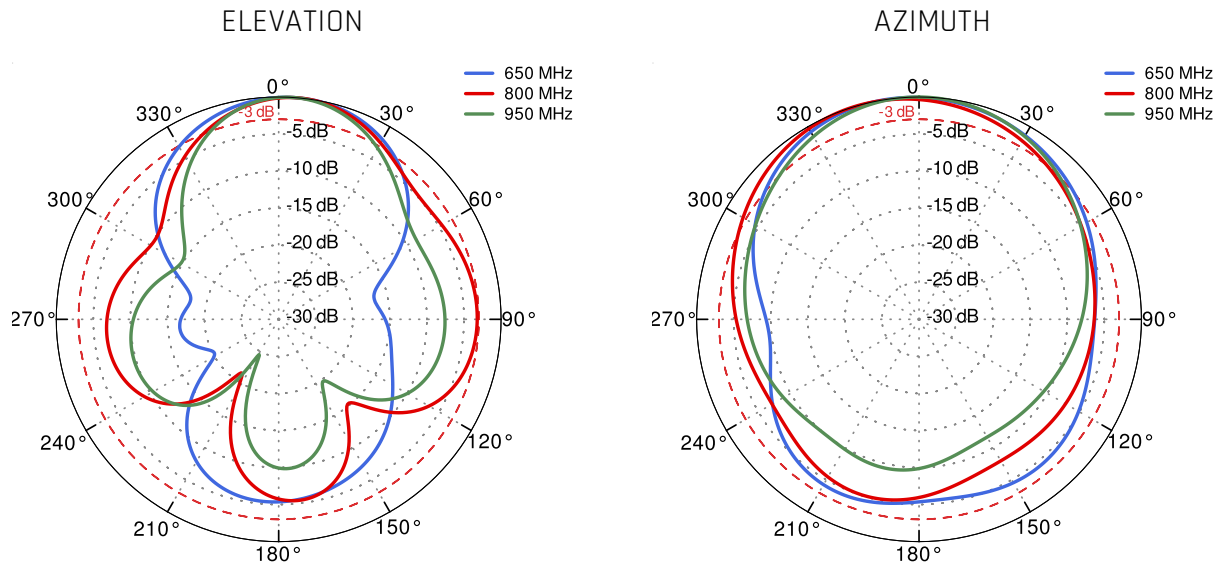
PORT 1 - 5G/LTE from 4.2GHz to 4.6GHz



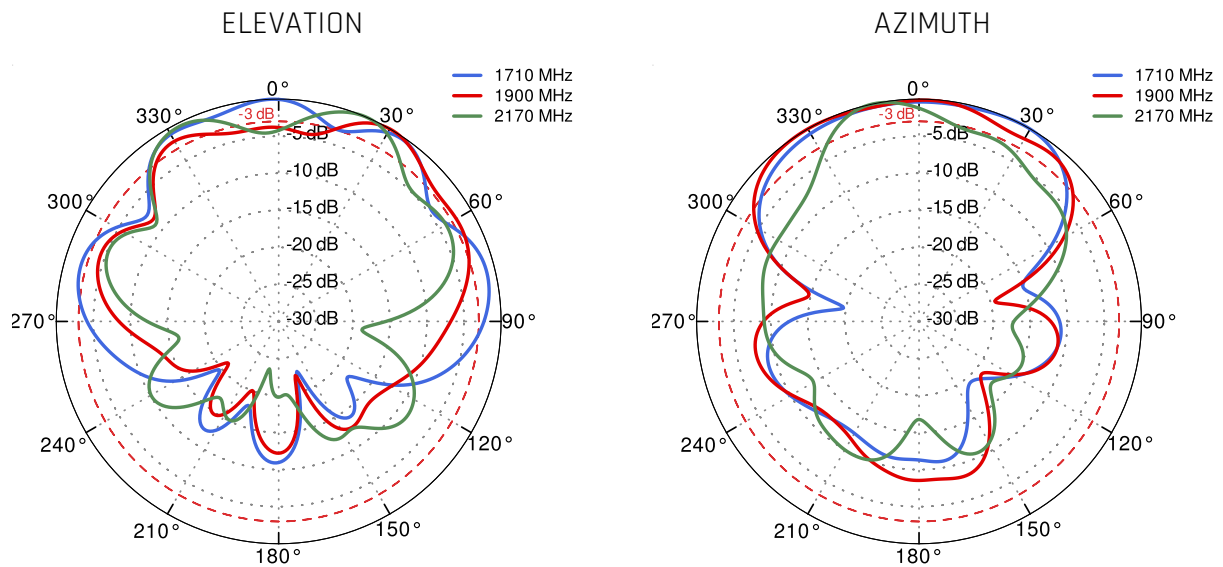
PORT 1 - 5G/LTE from 5.0GHz to 5.9GHz



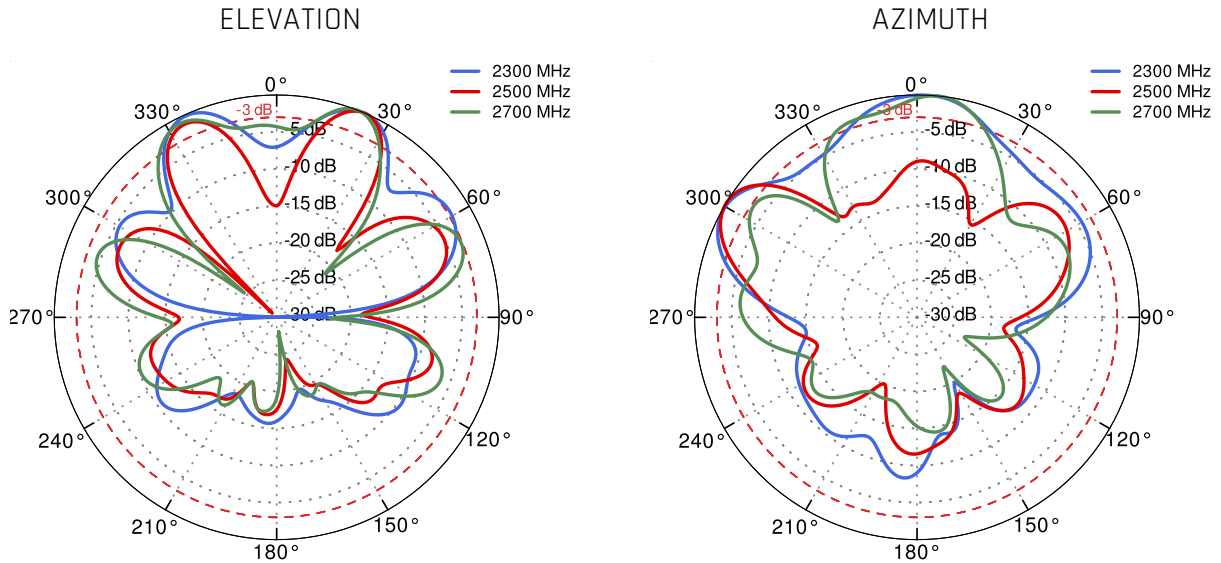
PORT 2 - 5G/LTE from 650MHz to 950MHz



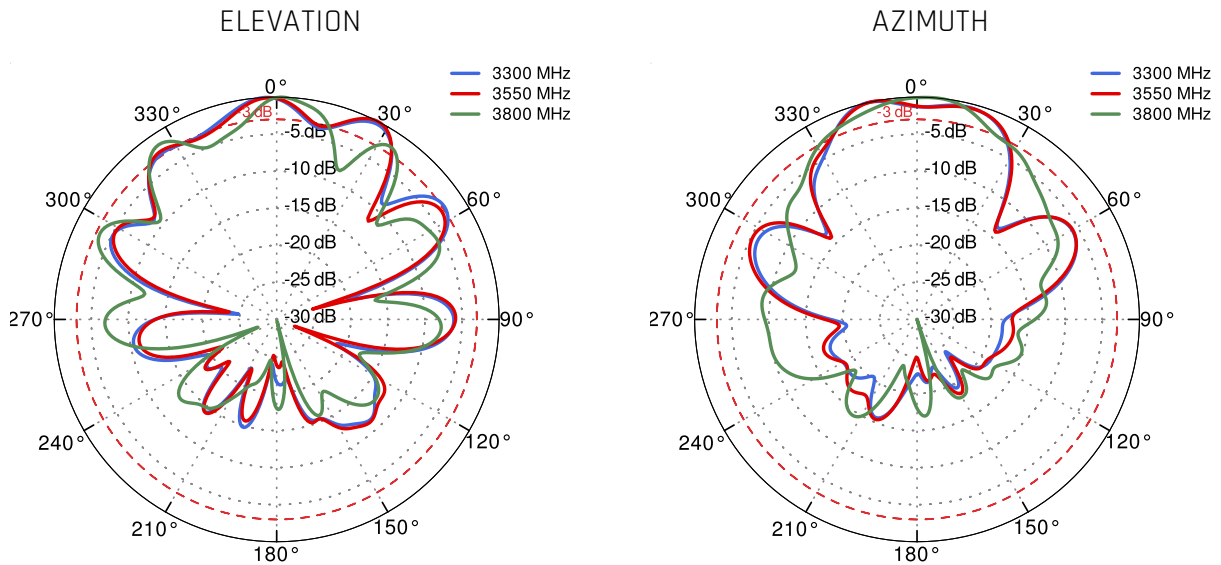
PORT 2 - 5G/LTE from 1.71GHz to 2.17GHz



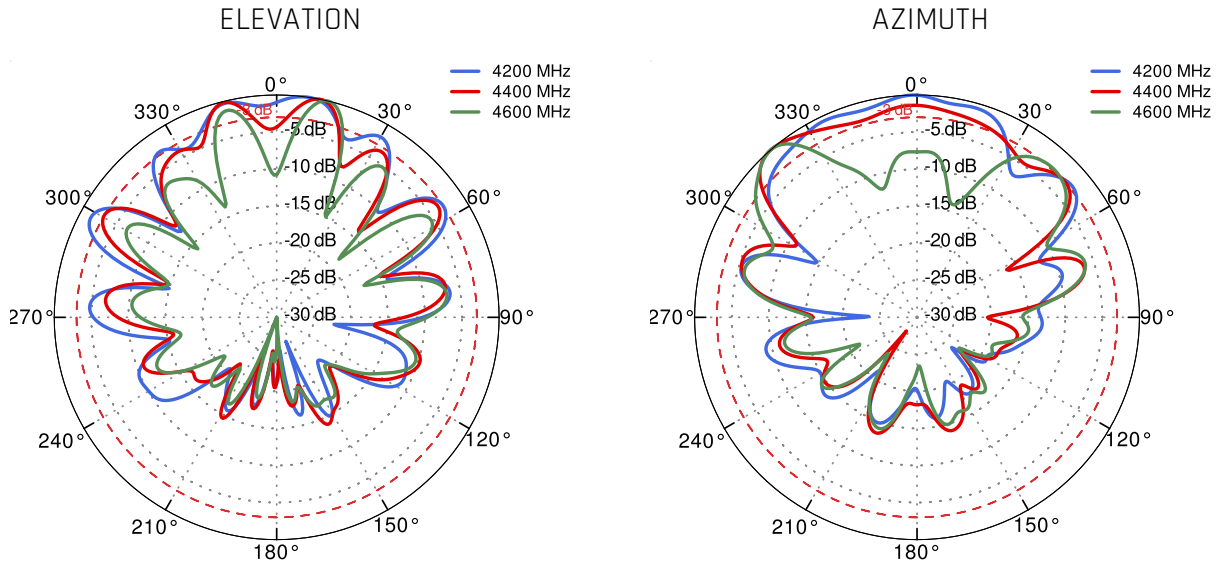
PORT 2 - 5G/LTE from 2.3GHz to 2.7GHz



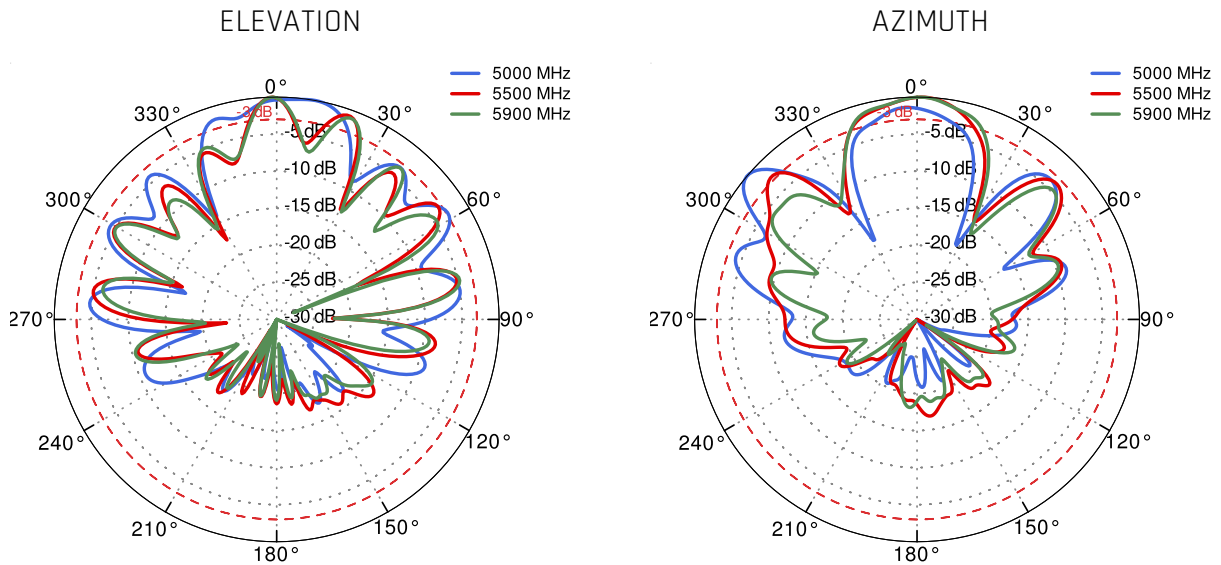
PORT 2 - 5G/LTE from 3.3GHz to 3.8GHz



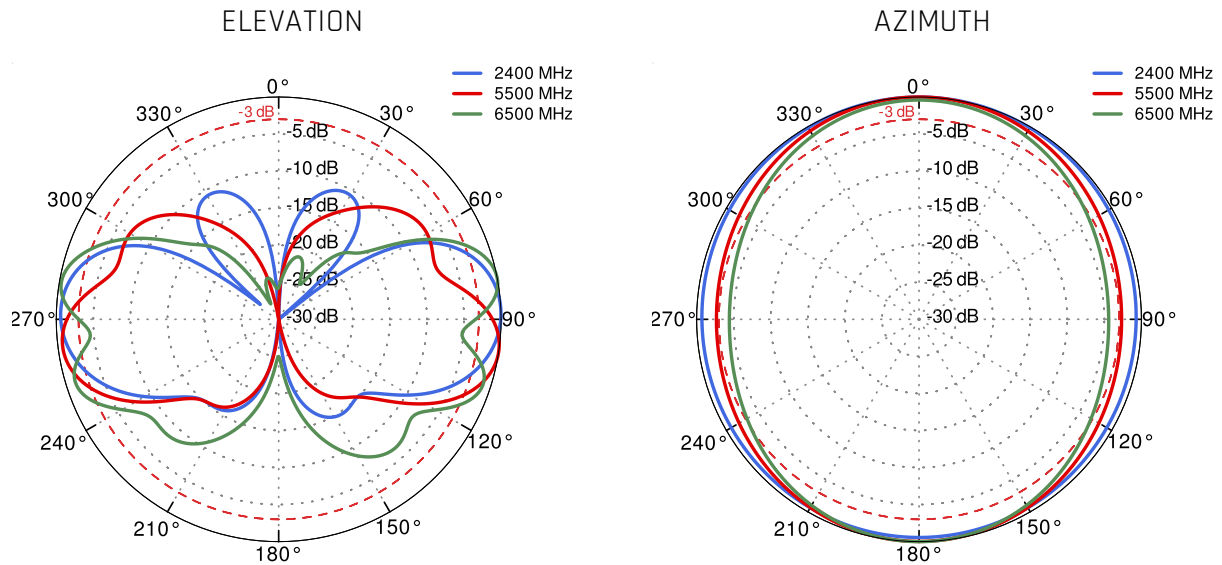
PORT 2 - 5G/LTE from 4.2GHz to 4.6GHz



PORT 2 - 5G/LTE from 5.0GHz to 5.9GHz



Wi-Fi From 2.4 GHz to 6.5 GHz



DIMENSIONS
