

QuMax for Queclink WR220

INTEGRATED MULTI-BAND 5G DIRECTIONAL ANTENNA + WI-FI OMNI ANTENNA + BLUETOOTH ANTENNA + GPS ACTIVE ANTENNA + PLACE TO INSTALL QUECLINK WR220 (ALL-IN-ONE)

Queclink WR220 router is a perfect outdoor device for improving the signal in rural/suburban and locations where the mobile signal is weak. It has embedded **directional 5G, omni Wi-Fi 6E, Bluetooth and GPS antenna**. If you use WR220 with QuMax antenna, you get an integrated complete solution with embedded router and multi band antennas in one enclosure.



OUTDOOR ANTENNA WORKS IN ANY WEATHER CONDITIONS, IP68



ALL ANTENNAS AND QUECLINK ROUTER INTEGRATED IN ONE ENCLOSURE



MADE IN EUROPE



5G / LTE ANTENNA SPECIFICATION

FREQUENCY	617 - 960 MHz 1.7 - 2.7 GHz 3.3 - 4.6 GHz 4.7 - 6.0 GHz
GAIN	617 - 960 MHz : 6 dBi 1.7 - 2.7 GHz : 7 dBi 3.3 - 4.6 GHz : 7 dBi 4.7 - 6.0 GHz : 5.5dBi
SUPPORTED LTE BANDS	1, 2, 3, 4, 5, 7, 8, 9, 10, 12, 13, 14, 17, 18, 19, 20, 22, 25, 26, 27, 28, 29, 30, 33, 34, 35, 36, 37, 38, 39, 40, 41, 42, 43, 44, 46, 47, 48, 49, 52, 53, 65, 66, 67, 68, 69, 71, 85, 103, 106
SUPPORTED 5G BANDS	n1, n2, n3, n5, n7, n8, n12, n13, n14, n18, n20, n25, n26, n28, n29, n30, n34, n38, n39, n40, n41, n46, n47, n48, n53, n65, n66, n67, n71, n77, n78, n79, n80, n81, n82, n83, n84, n85, n86, n89, n90, n95, n97, n98, n100, n101, n256
VSWR	<2.00, max <3.00
BEAMWIDTH	80°/80° ±15°
POLARIZATION	X (±45degrees)
IMPEDANCE	50 Ω
CONNECTOR	2x SMA
CABLE TYPE	RG316

WI-FI ANTENNA SPECIFICATION

FREQUENCY	2.4 - 2.5 GHz 5.0 - 7.2 GHz
GAIN	2.4 - 2.5 GHz : 6 dBi 5 GHz: 7.5dBi 7 GHz: 7.5dBi
VSWR	< 1.50, max < 2.00
BEAMWIDTH	360°/25° ±5°
POLARIZATION	Vertical
IMPEDANCE	50 Ω
CONNECTOR	2x RPSMA
CABLE TYPE	RG316

GPS ACTIVE ANTENNA SPECIFICATION

FREQUENCY	1.56 - 1.61 GHz
VSWR	< 2
GAIN	3 dBi
GAIN 3V	28 dBi
DC POWER INPUT	2.5 V ~ 6.5 V
POWER CONSUMPTION	2.5-6.5mA
IMPEDANCE	50 Ω

POLARIZATION

RHCP (right hand circularly polarized)

CONNECTOR

1x SMA

CABLE TYPE

RG174

WI-FI / BT ANTENNA SPECIFICATION

FREQUENCY

2.20 - 2.70 GHz

GAIN

2 dBi

VSWR

<1.70, max <2.00

BEAMWIDTH

360°/25° ±5°

POLARIZATION

Vertical

IMPEDANCE

50 Ω

CONNECTOR

1x RPSMA

CABLE TYPE

RG316

MECHANICAL SPECIFICATION

MATERIALS	ABS, aluminum, PTFE, fiberglass
CONNECTOR TYPE	RJ45
INGRESS PROTECTION	IP68
DIMENSIONS	27.0 x 37.7 x 34.5 ± 0.5 cm 10.62 x 14.84 x 13.58 ± 0.19 inch
WEIGHT	1.93 kg 4.255 lbs
OPERATING TEMPERATURE	From -40°C to 80°C From -40°F to 176°F
ENCLOSURE RECOMMENDED TIGHTENING TORQUE	0.6 - 0.8 Nm

MOUNTING KIT

DIMENSIONS	9.9 x 10.5 x 14.8 cm 3.9 x 4.13 x 5.83 inch
REGULATION RANGE	+/- 30°
MAST DIAMETER RANGE	25 - 66mm 0.98-2.60 inch
MATERIAL	Polyamide with fiberglass + galvanized steel U-Bolts
MOUNTING PLACE	Wall or ceiling or mast

FREQUENCY BANDS

LTE / 4G

617 MHz	1	2	3	4	5	7	8	6000 MHz
	9	10	12	13	14	17	18	
	19	20	22	25	26	27	28	
	29	30	33	34	35	36	37	
	38	39	40	41	42	43	44	
	46	47	48	49	52	53	65	
	66	67	68	69	71	85	103	
	106							

5G

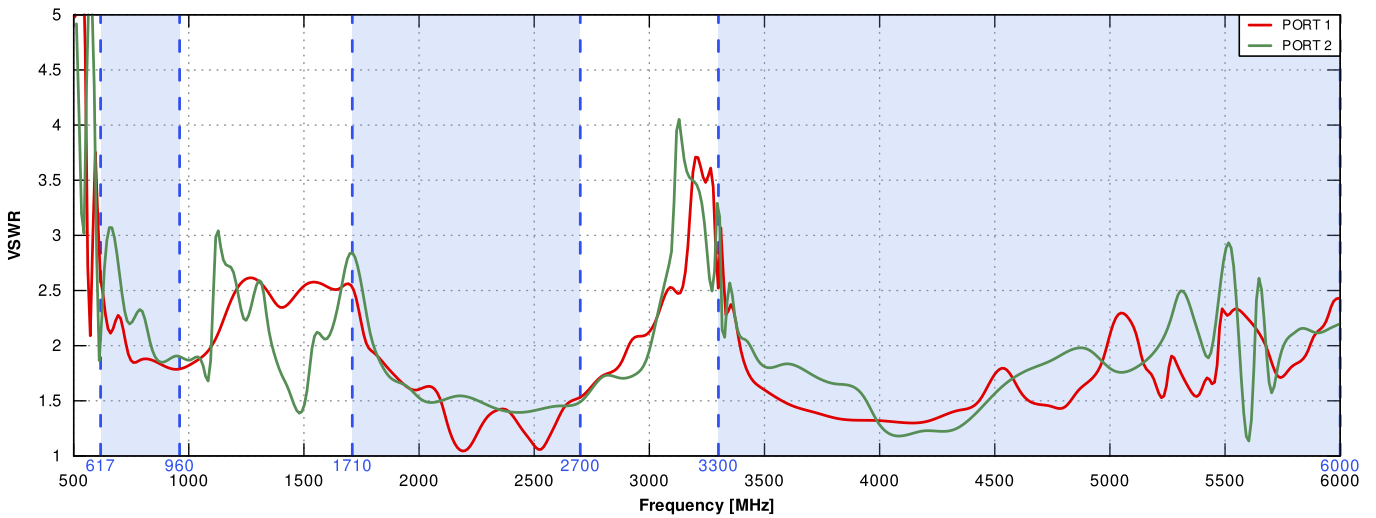
617 MHz	n1	n2	n3	n5	n7	n8	n12	6000 MHz
	n13	n14	n18	n20	n25	n26	n28	
	n29	n30	n34	n38	n39	n40	n41	
	n46	n47	n48	n53	n65	n66	n67	
	n71	n77	n78	n79	n80	n81	n82	
	n83	n84	n85	n86	n89	n90	n95	
	n97	n98	n100	n101	n255			

COMPATIBLE ROUTERS

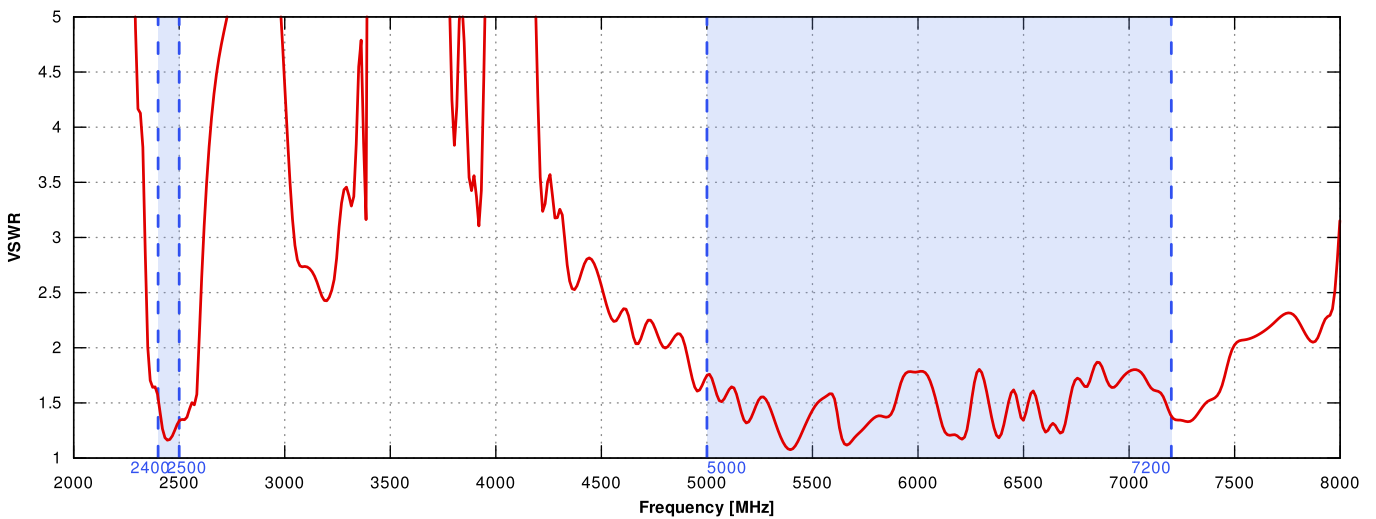
VARIANT: AQWR220M

PLOTS

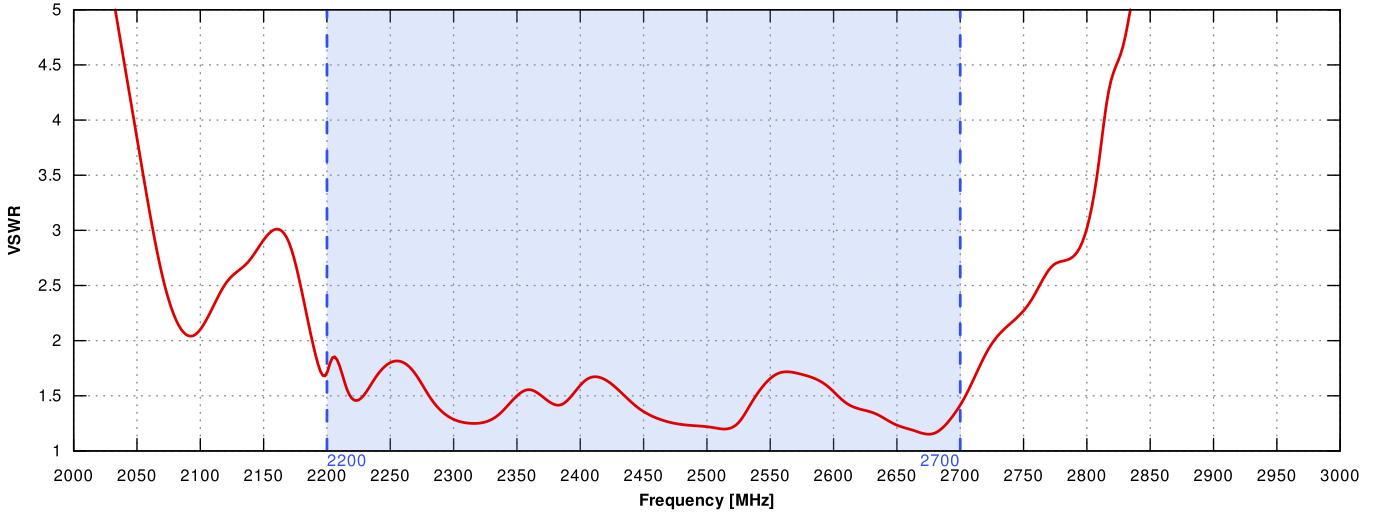
VSWR for 5G/LTE antenna



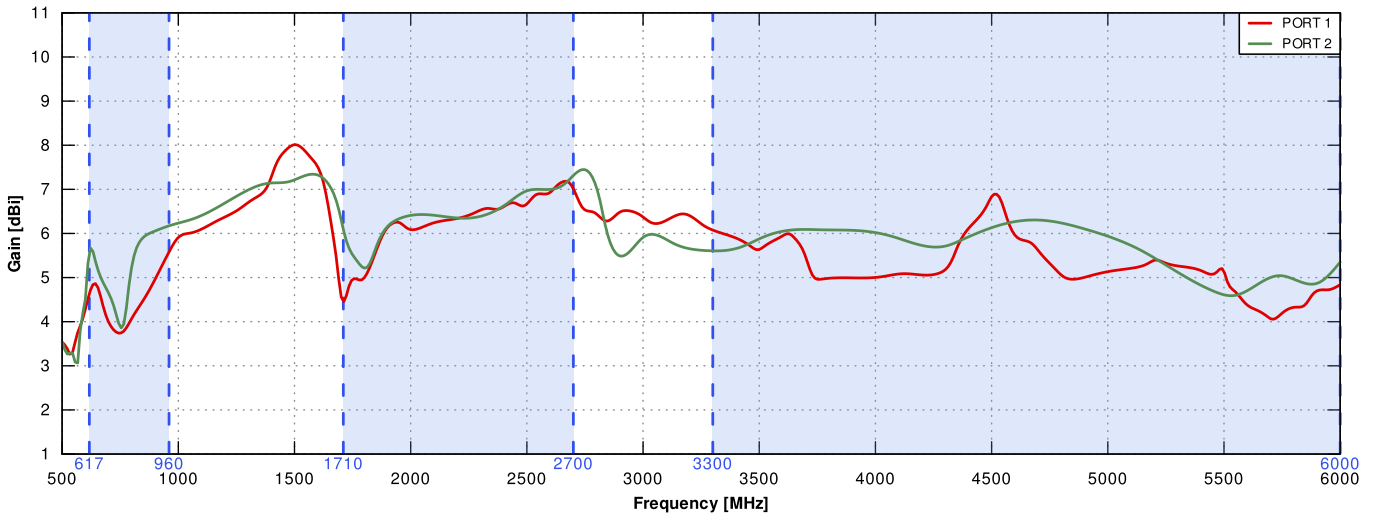
VSWR for Wi-Fi antenna



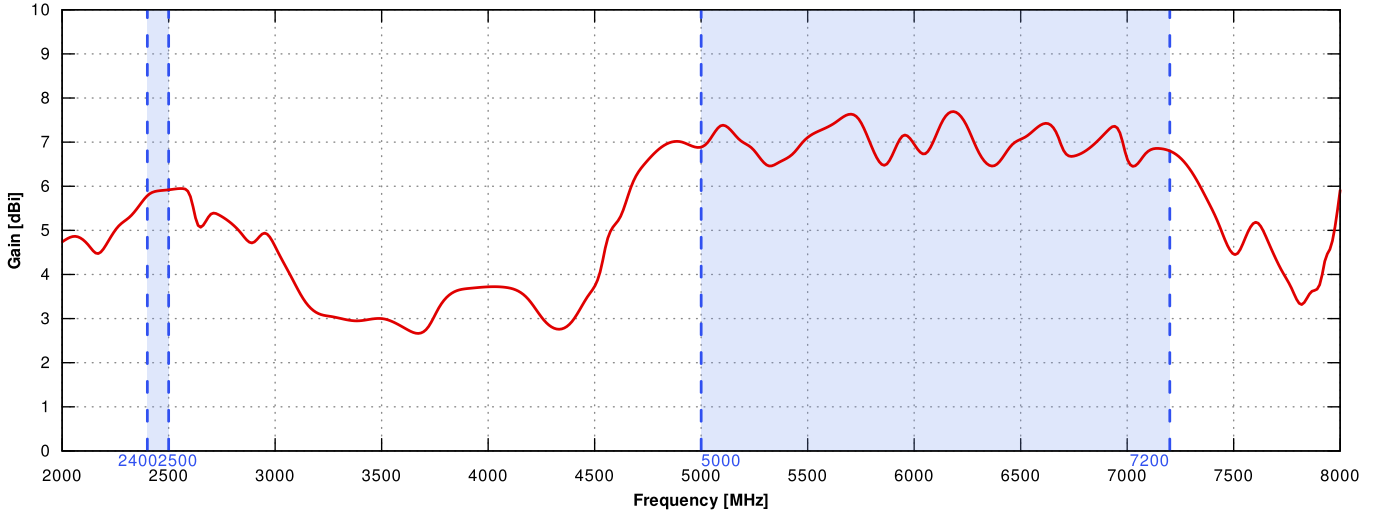
VSWR for Wi-Fi / BT antenna



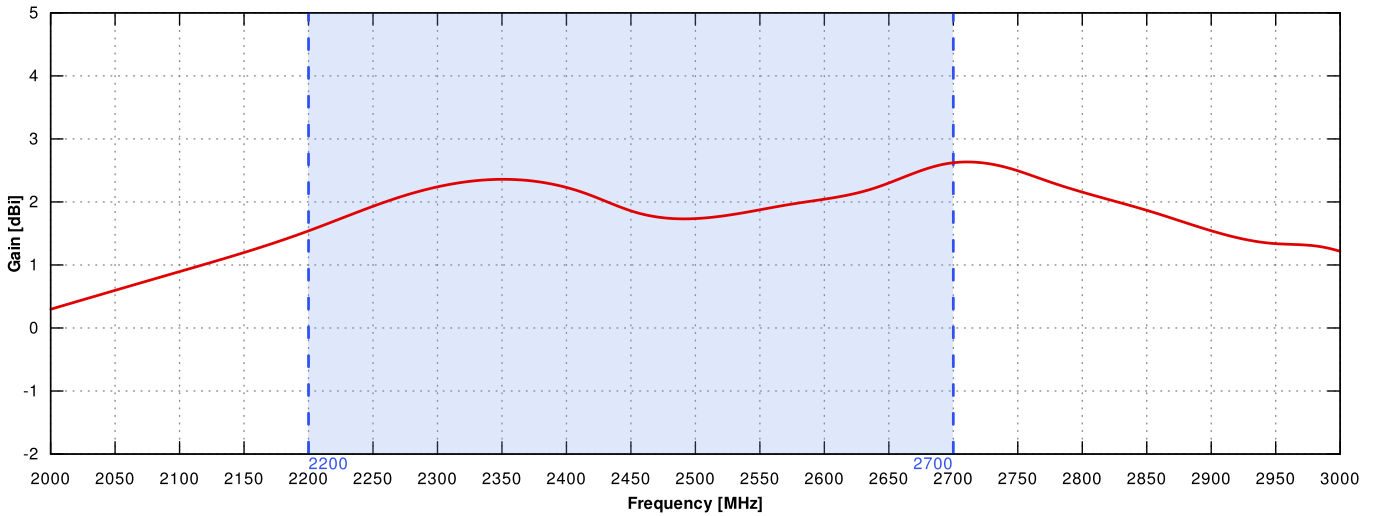
Gain for 5G/LTE antenna



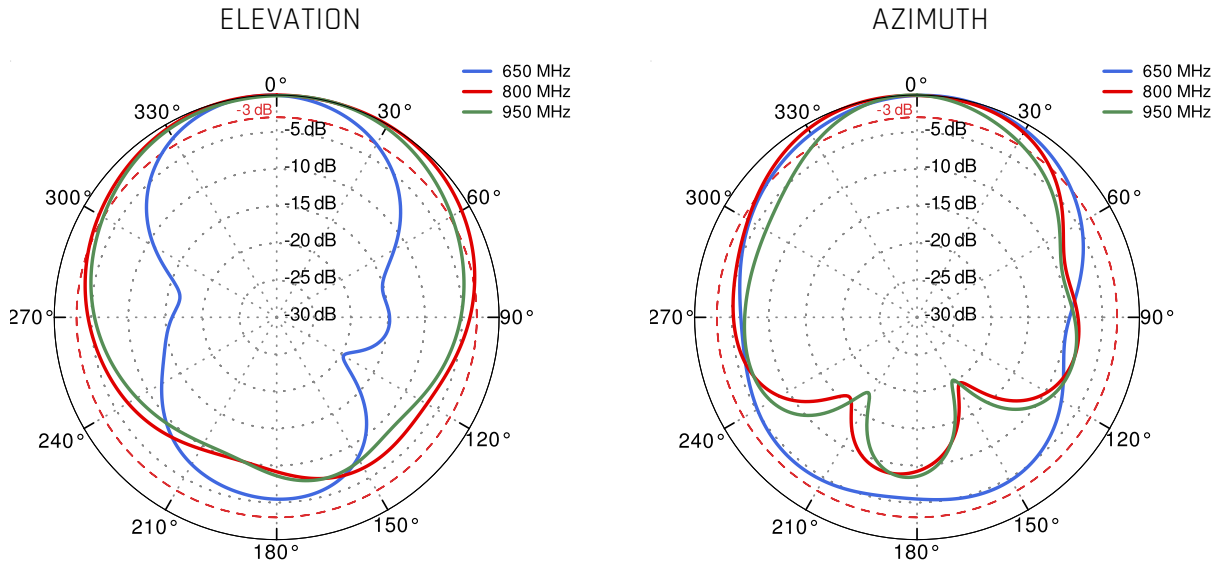
Gain for Wi-Fi antenna



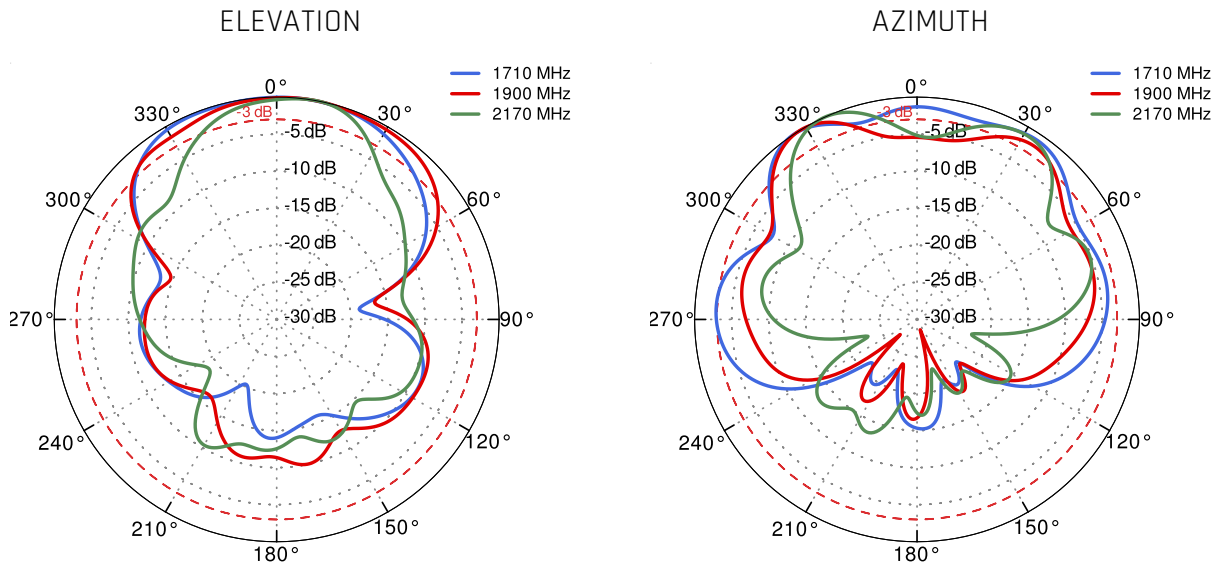
Gain for Wi-Fi / BT antenna



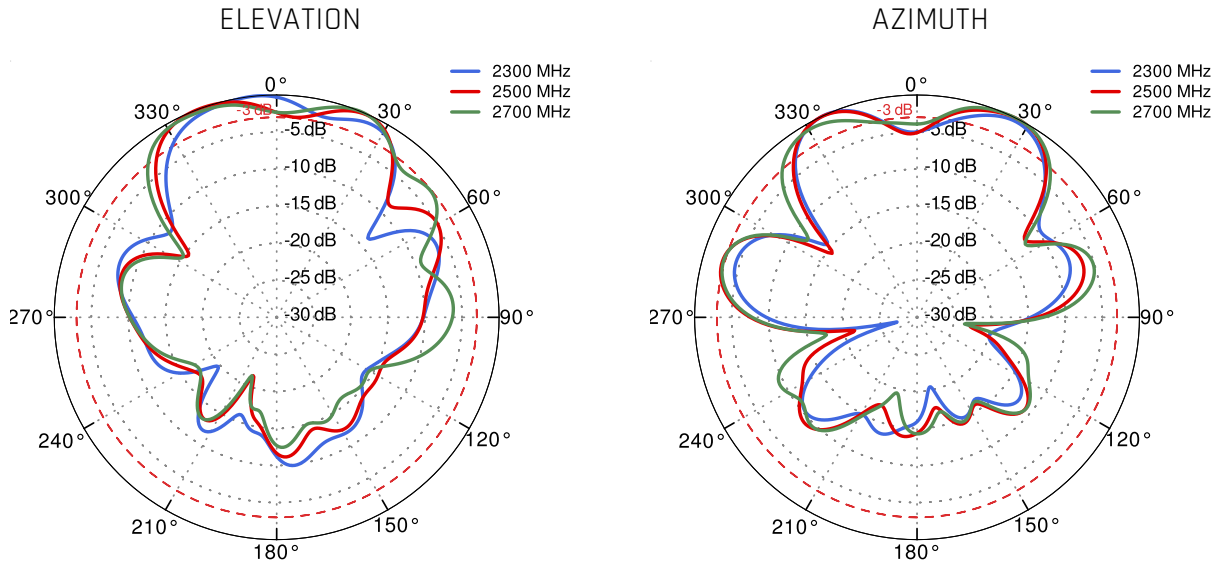
PORT 1 - 5G/LTE from 650MHz to 950MHz



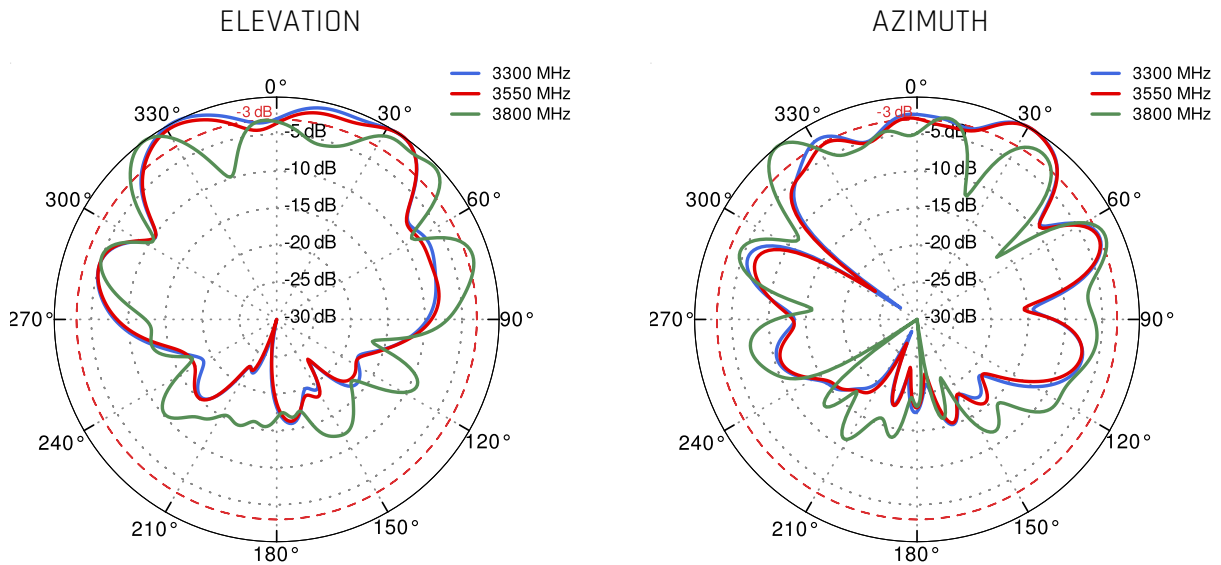
PORT 1 - 5G/LTE from 1.71GHz to 2.17GHz



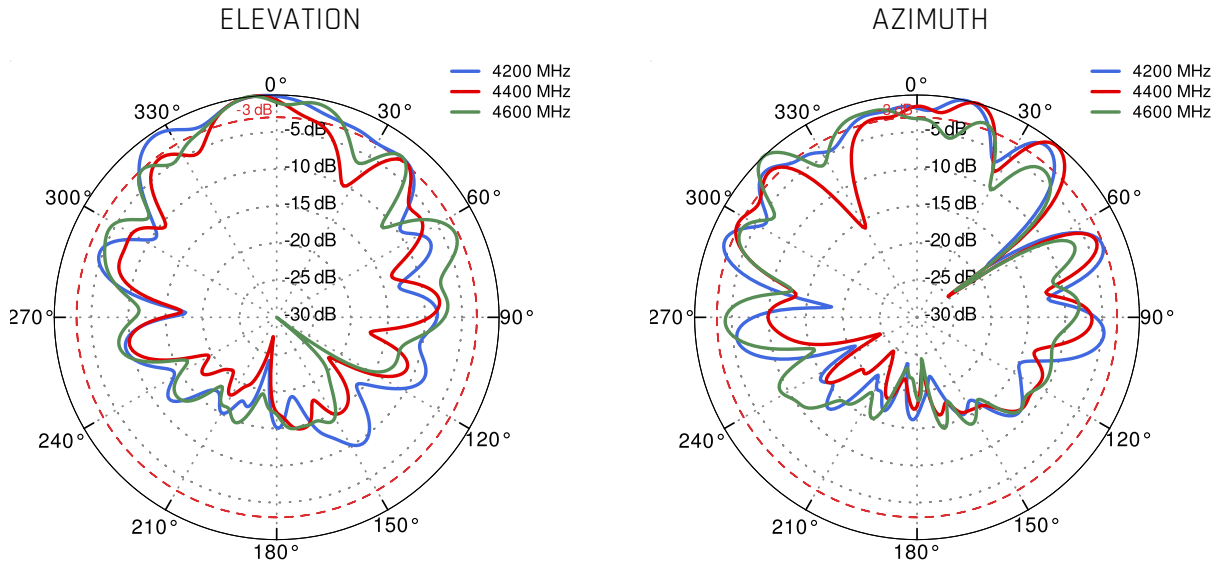
PORT 1 - 5G/LTE from 2.3GHz to 2.7GHz



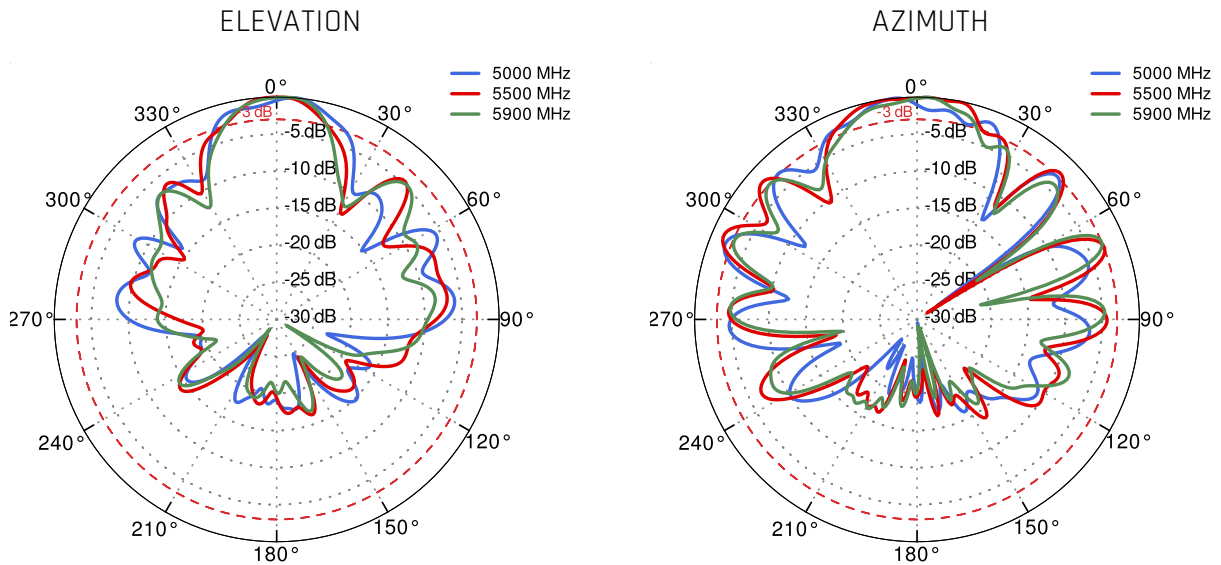
PORT 1 - 5G/LTE from 3.3GHz to 3.8GHz

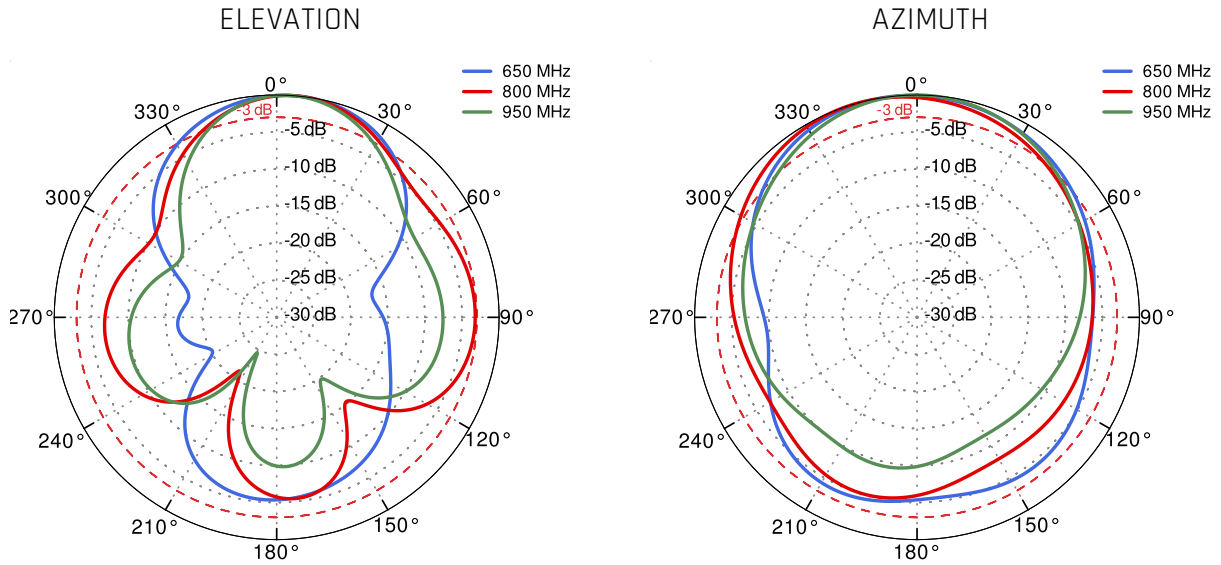
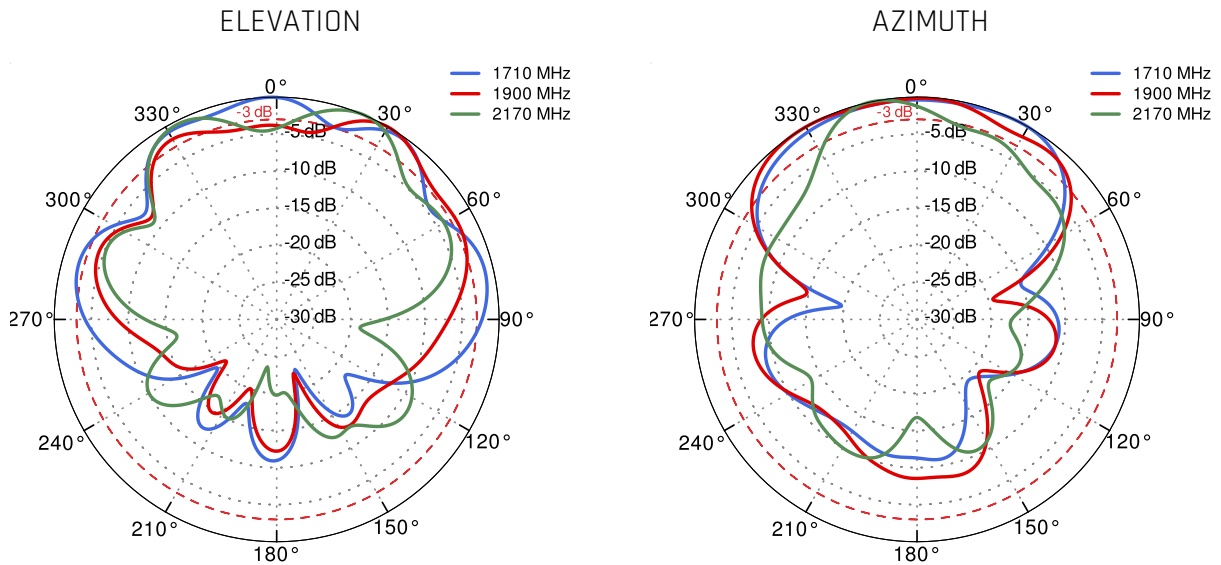


PORT 1 - 5G/LTE from 4.2GHz to 4.6GHz

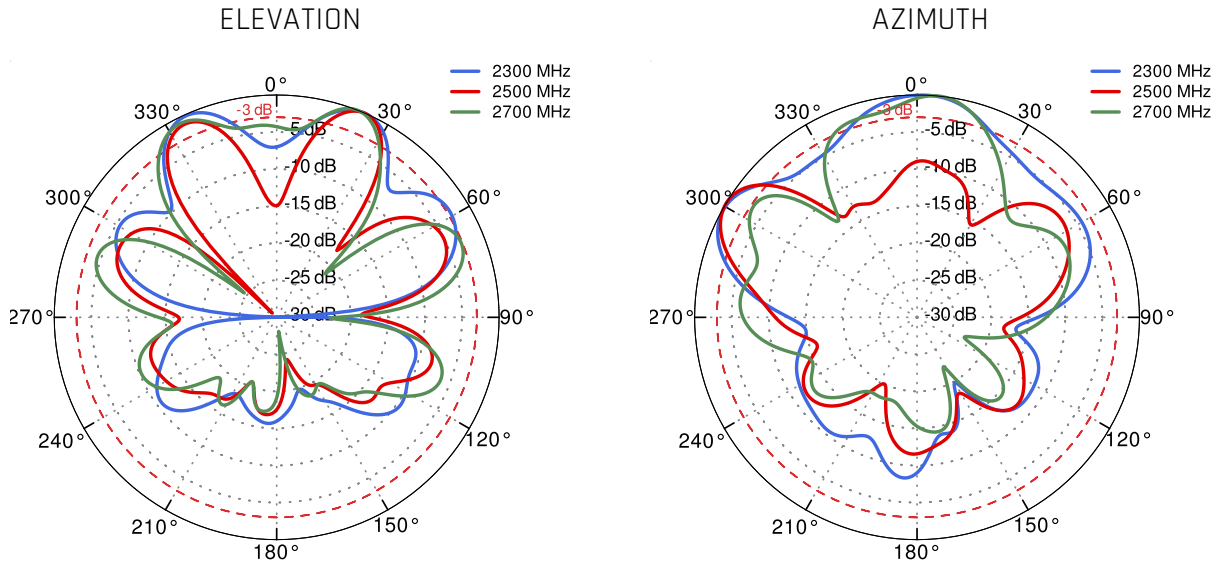


PORT 1 - 5G/LTE from 5.0GHz to 5.9GHz

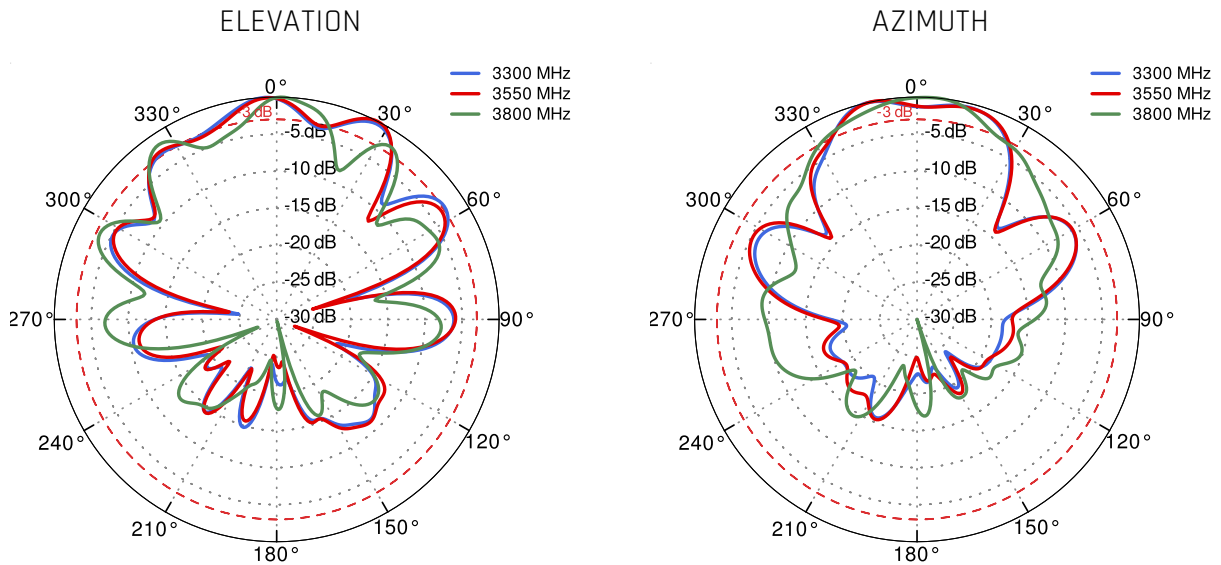


PORT 2 - 5G/LTE from 650MHz to 950MHz

PORT 2 - 5G/LTE from 1.71GHz to 2.17GHz


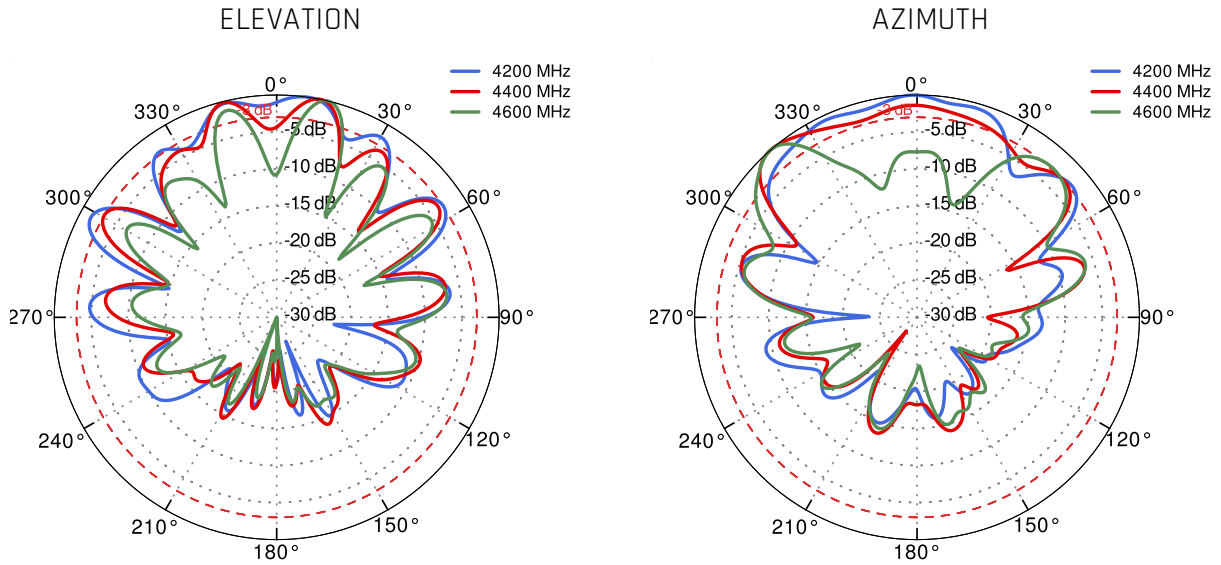
PORT 2 - 5G/LTE from 2.3GHz to 2.7GHz



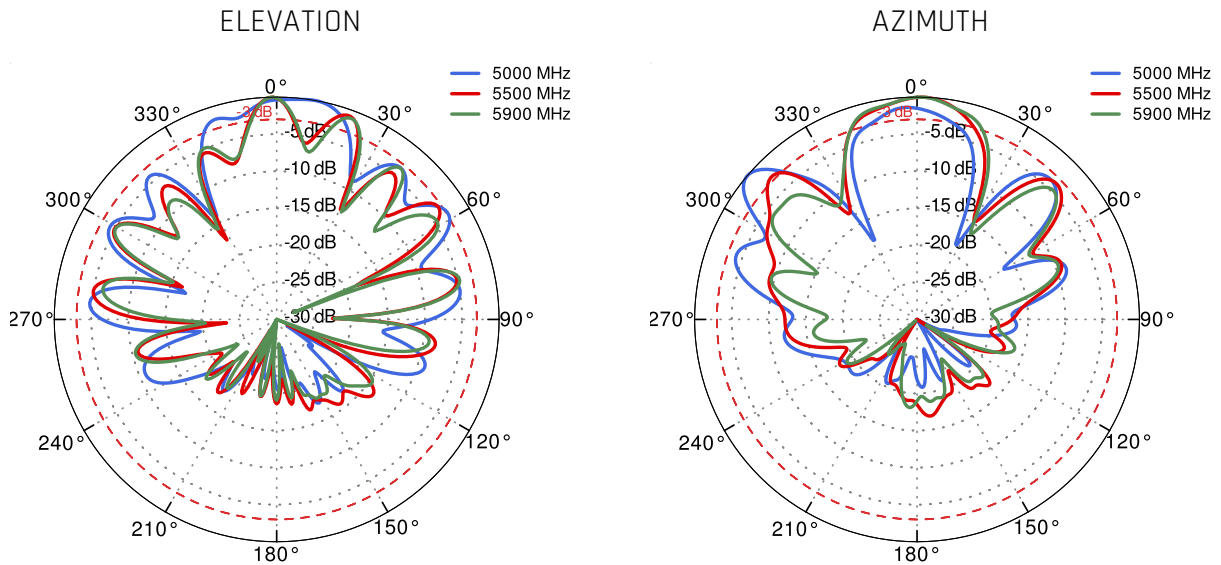
PORT 2 - 5G/LTE from 3.3GHz to 3.8GHz



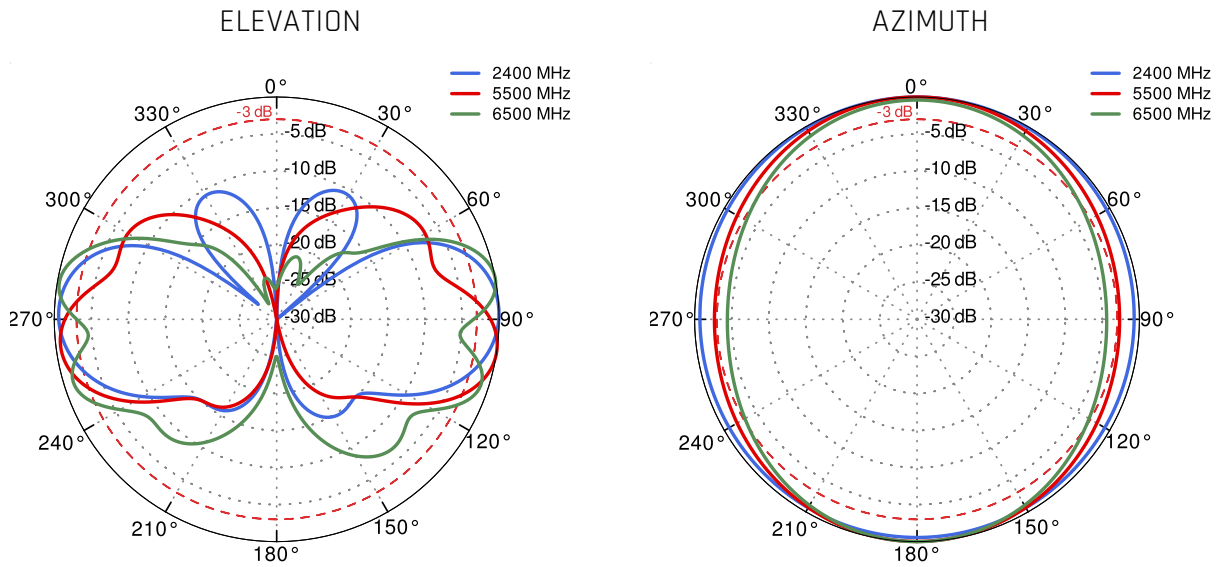
PORT 2 - 5G/LTE from 4.2GHz to 4.6GHz



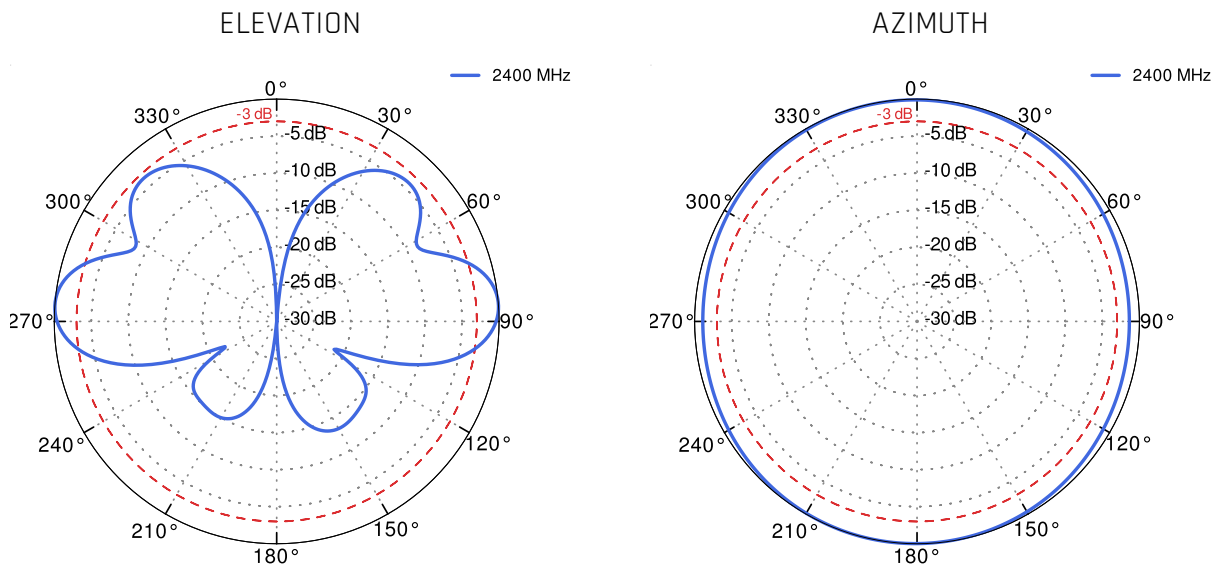
PORT 2 - 5G/LTE from 5.0GHz to 5.9GHz



Wi-Fi 2.4 GHz and 5 GHz



Wi-Fi / BT 2.4 GHz



DIMENSIONS

