

# QuMax for Teltonika

## RUT951/RUT950/RUT901

**Integrated outdoor multi band high power LTE directional antenna + outdoor Wi-Fi omni antenna + place to install Teltonika RUT951, RUT950 or 900 (All-in-one)**

QuMAX offers the most powerful directional LTE antenna of all QuWireless antennas. It is dedicated to connections with long distance to base station. It is designed to have Teltonika **RUT951, RUT950** or **RUT901** router installed inside IP67 enclosure. It is the first choice for fixed installations in industrial environment. **It has embedded also outdoor Wi-Fi omni antennas.**

**4G**  
LTE**Wi Fi** 2.4GHz  
6 dBi  
DIRECTIONAL  
IP 67  
-40° TO +80°

OUTDOOR ANTENNA WORKS **IN ANY**  
WEATHER CONDITIONS, IP67




ANTENNA **PERFECTLY MATCHED** WITH  
THE ROUTER



PASSIVE **POE SUPPORT**



MADE IN **EUROPE**



## LTE ANTENNA SPECIFICATION

FREQUENCY	694 - 960 MHz 1.7 - 2.2 GHz 2.2 - 2.7 GHz
SUPPORTED LTE/5G BANDS	1, 2, 3, 4, 5, 7, 8, 9, 10, 12, 13, 14, 17, 18, 19, 20, 25, 26, 27, 28, 29, 30, 33, 34, 35, 36, 37, 38, 39, 40, 41, 44, 53, 65, 66, 67, 68, 69, 85, 103, n80, n81, n82, n83, n84, n86, n89, n90, n95, n97, n98, n100, n101, n256
GAIN	694 - 960 MHz : 4 dBi 1.7 - 2.2 GHz : 5 dBi 2.2 - 2.7 GHz : 6 dBi
FRONT-TOBACK	>8 dB
VSWR	<1.30, max <1.80
BEAMWIDTH	90°/90° ±30°
POLARIZATION	Vertical
IMPEDANCE	50 $\Omega$

## WI-FI ANTENNA SPECIFICATION

FREQUENCY	2.4 - 2.5 GHz
GAIN	6 dBi
VSWR	<1.70, max <2.00
BEAMWIDTH	360°/25° ±5°
POLARIZATION	Vertical
IMPEDANCE	50 $\Omega$

## MECHANICAL SPECIFICATION

MATERIALS	ABS, aluminum, PTFE, Fiberglass
CONNECTOR TYPE	RJ45 + 2xNf + 2xNm in external omni wi-fi antenna
INGRESS PROTECTION	IP67
DIMENSIONS	272 x 276 x 96 mm 10.71 x 10.87 x 3.78 inch
WEIGHT	1.8 kg 3.97 lbs
OPERATING TEMPERATURE	From -40°C to 80°C From -40°F to 176°F
ENCLOSURE RECOMMENDED TIGHTENING TORQUE	0.6 - 0.8 Nm
MAST DIAMETER	25-66mm 0.98-2.60 inch

## FREQUENCY BANDS

### LTE / 4G GSM

694 MHz	5	6	8	12	13	14	17	960 MHz
	18	19	20	26	27	28	29	
	44	67	68	85	n81	n82	n83	
	n89							

### LTE / 4G UMTS

1710 MHz	1	2	3	4	9	10	25	2170 MHz
	33	34	35	36	37	39	59	
	62	n80	n84	n86	n95			

### LTE / 4G WCS DARS

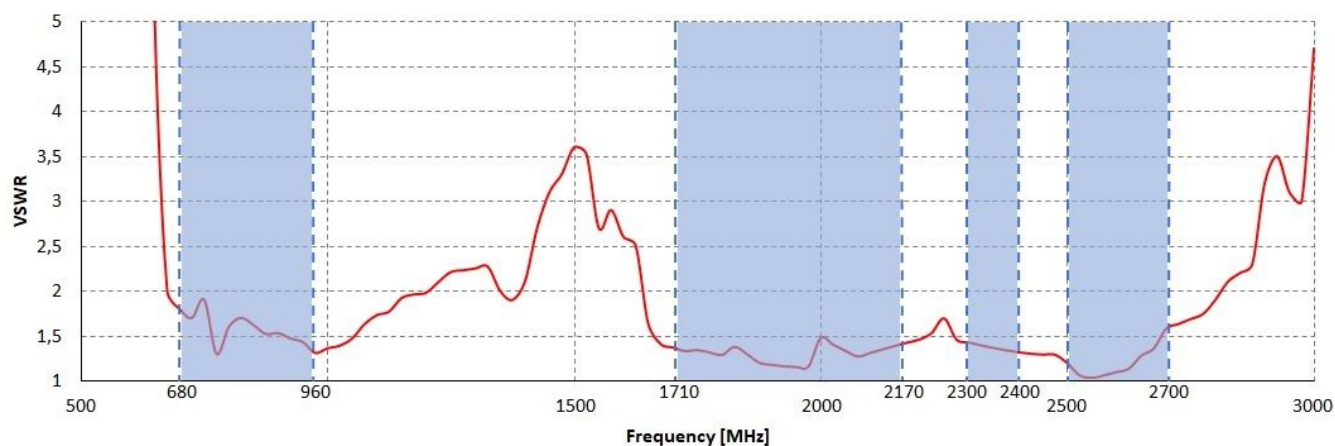
2300 MHz	30	40					2400 MHz
-------------	----	----	--	--	--	--	-------------

### LTE / 4G

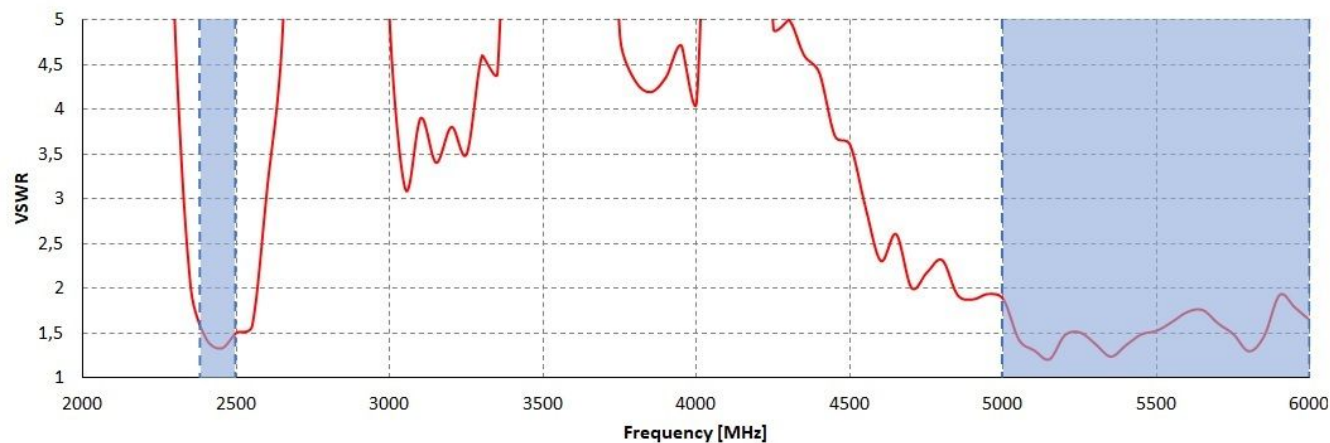
2400 MHz	7	38	41	53	69	n90	2700 MHz
-------------	---	----	----	----	----	-----	-------------

## PLOTS

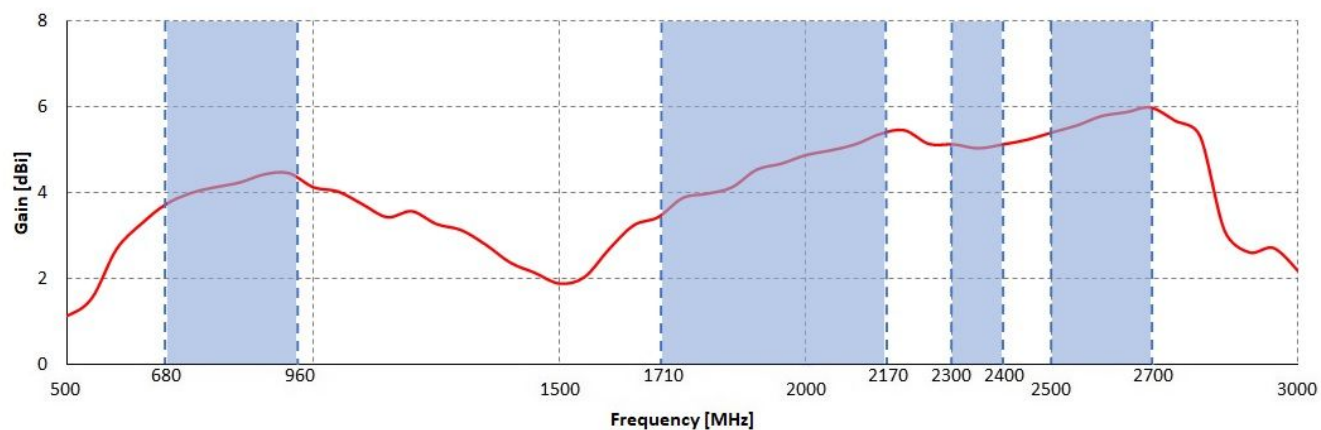
VSWR for LTE antenna 



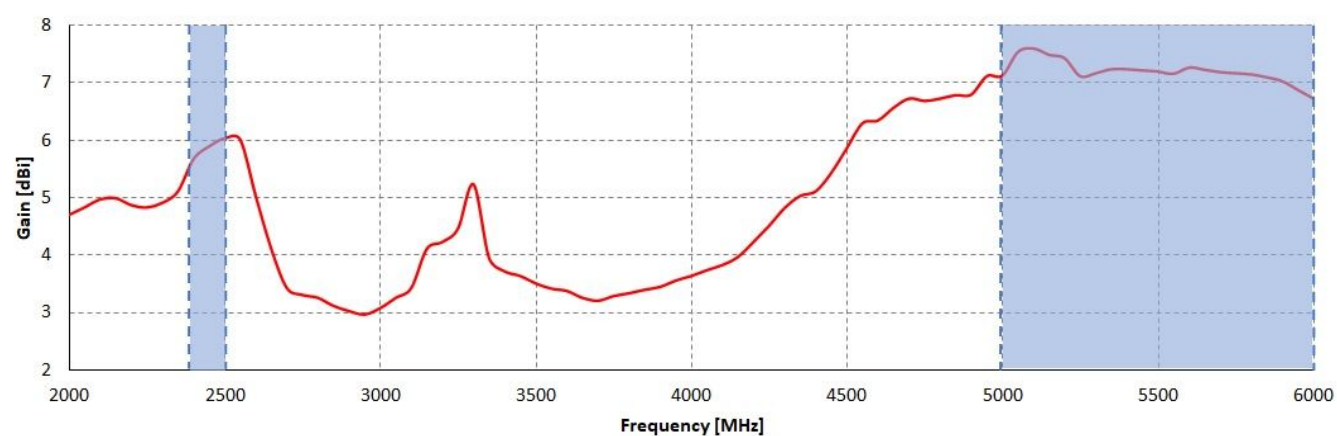
VSWR for Wi-Fi antenna 



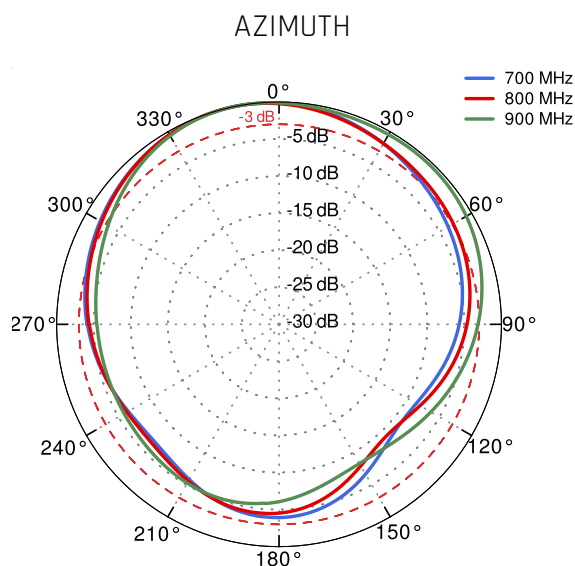
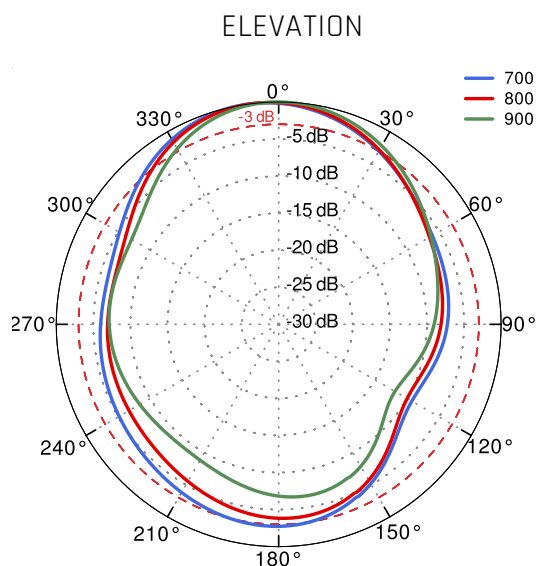
## Gain for LTE antenna



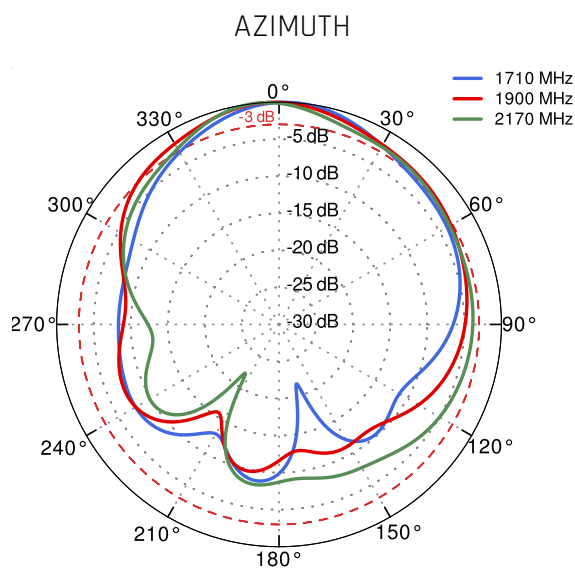
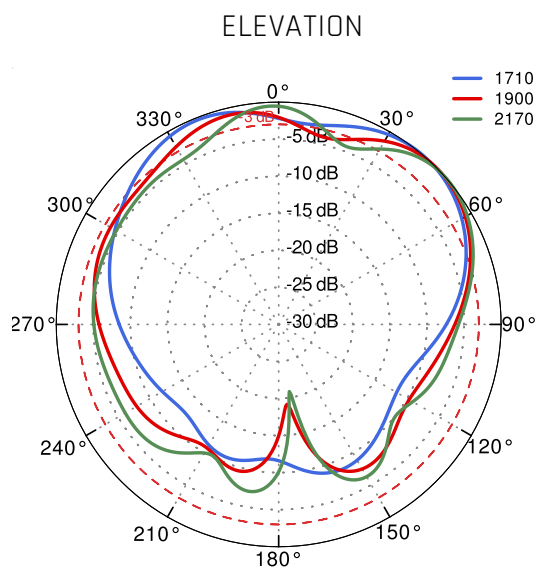
## Gain for Wi-Fi antenna



## LTE from 700MHz to 900MHz

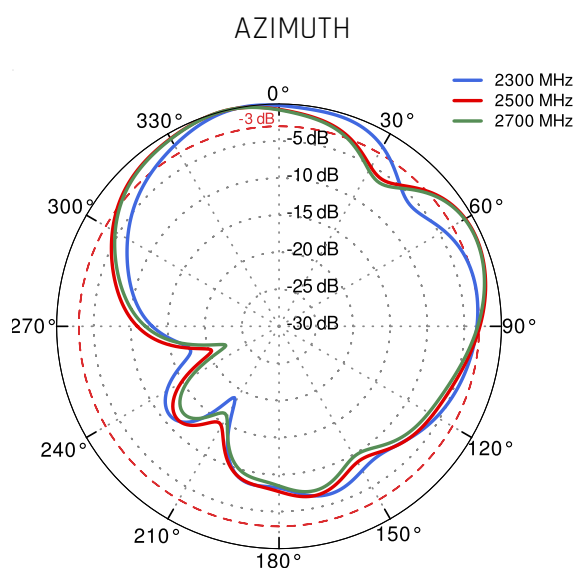
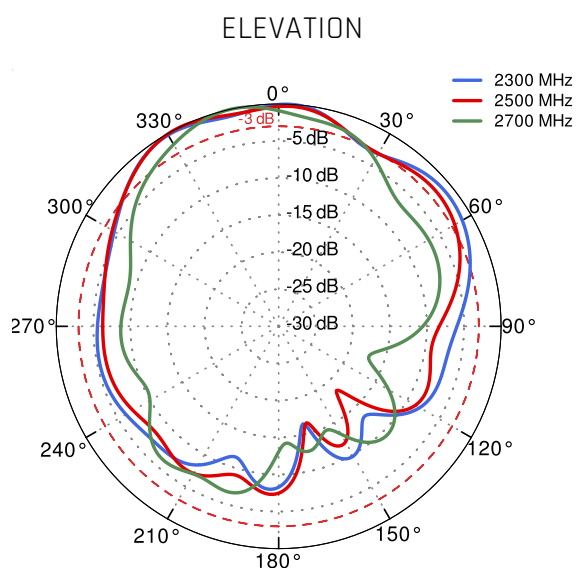


## LTE from 1.71GHz to 2.17GHz

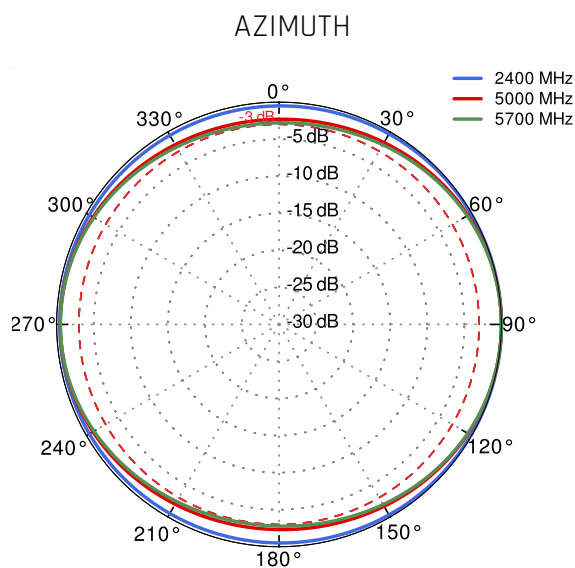
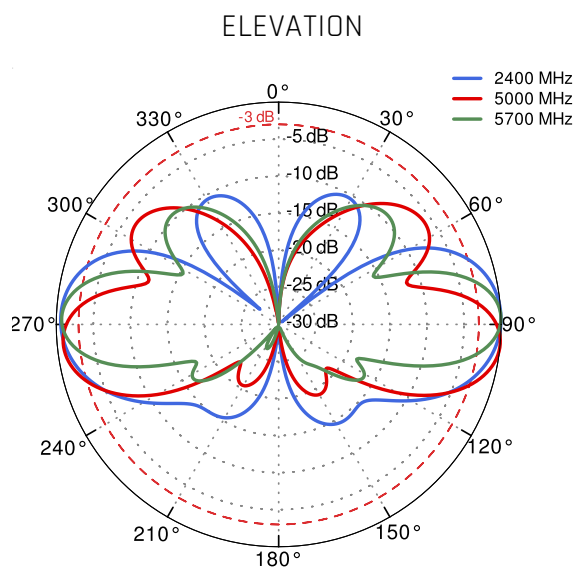




## LTE from 2.3GHz to 2.7MHz



## Wi-Fi 2.4GHz and 5GHz





## DIMENSIONS

