


QuMax for Teltonika RUTX11 ver. US (Band71)

INTEGRATED MULTI-BAND 5G DIRECTIONAL ANTENNA + WI-FI OMNI ANTENNA + GPS ACTIVE ANTENNA + BLUETOOTH ANTENNA + PLACE TO INSTALL TELTONIKA RUTX11 (ALL-IN-ONE)

QuMax for **RUTX11 ver. US (Band71)** is an outdoor antenna designed to provide reliable wireless connectivity in a variety of environments. It is dedicated to connections with long distance to base station. It is designed to have **Teltonika RUTX11** router installed inside IP68 enclosure. It is the first choice for fixed installations in industrial environment. **It has embedded also GPS antenna, Bluetooth antenna and Wi-Fi omni antennas.**




 **OUTDOOR ANTENNA WORKS IN ANY WEATHER CONDITIONS, IP68**

 **MOUNTING SYSTEM WITH TWO PLANES, 60 DEGREES REGULATION**

 **WIDE BAND 600-6500MHZ, 5G TECHNOLOGY**

 **ALL ANTENNAS AND TELTONIKA ROUTER INTEGRATED IN ONE ENCLOSURE**

 **MADE IN EUROPE**



5G / LTE ANTENNA SPECIFICATION

FREQUENCY	0.617 - 1.0 GHz 1.0 - 3.08 GHz 3.3 - 5.0 GHz 5.0 - 6.5 GHz
MAX. GAIN	0.617 - 1.0 GHz : 6 dBi 1.0 - 3.08 GHz : 8 dBi 3.3 - 5.0 GHz : 6.8 dBi 5.0 - 6.5 GHz : 5.5 dBi
SUPPORTED LTE BANDS	1, 2, 3, 4, 5, 6, 7, 8, 9, 10, 11, 12, 13, 14, 17, 18, 19, 20, 21, 22, 23, 24, 25, 26, 27, 28, 29, 30, 32, 33, 34, 35, 36, 37, 38, 39, 40, 41, 42, 43, 44, 45, 46, 47, 48, 49, 50, 51, 52, 53, 54, 65, 66, 67, 68, 69, 70, 71, 74, 75, 76, 85, 103, 106, 111, 252, 253, 254, 255, 256
SUPPORTED 5G BANDS	n1, n2, n3, n5, n7, n8, n12, n13, n14, n18, n20, n24, n25, n26, n28, n29, n30, n34, n38, n39, n40, n41, n46, n47, n48, n50, n51, n53, n54, n65, n66, n67, n68, n70, n71, n74, n75, n76, n77, n78, n79, n80, n81, n82, n83, n84, n85, n86, n89, n90, n91, n92, n93, n94, n95, n97, n98, n99, n100, n101, n102, n106, n109, n110, n250, n251, n252, n253, n254, n255, n256
VSWR	<2.00, max <3.00
BEAMWIDTH	80°/80° ±15°
POLARIZATION	X (+-45degrees)
IMPEDANCE	50 Ω
CONNECTOR	2x SMA
CABLE TYPE	RG316

WI-FI ANTENNA SPECIFICATION

FREQUENCY	2.4 - 2.5 GHz 4.7- 6.0 GHz
MAX. GAIN	2.4 - 2.5 GHz : 6 dBi 4.7 - 6.0 GHz : 7 dBi
VSWR	< 1.70, max < 2.00
BEAMWIDTH	360°/25°
POLARIZATION	Vertical
IMPEDANCE	50 Ω
CONNECTOR	2x RPSMA
CABLE TYPE	RG316

GPS ACTIVE ANTENNA SPECIFICATION

FREQUENCY	1.56 - 1.61 GHz
VSWR	< 2
GAIN	3 dBi
GAIN 3V	28 dBi
DC POWER INPUT	2.5 V ~ 6.5 V
POWER CONSUMPTION	2.5-6.5mA
IMPEDANCE	50 Ω
POLARIZATION	RHCP (right hand circularly polarized)

CONNECTOR

1x SMA

CABLE TYPE

RG174

BLUETOOTH ANTENNA SPECIFICATION

FREQUENCY

2.20 - 2.70 GHz

GAIN

2 dBi

VSWR

<1.70, max <2.00

BEAMWIDTH

360°/25° ±5°

POLARIZATION

Vertical

IMPEDANCE50 Ω **CONNECTOR**

1x RPSMA

CABLE TYPE

RG316

MECHANICAL SPECIFICATION

MATERIALS	ABS, aluminum, PTFE, fiberglass
CONNECTOR TYPE	RJ45
INGRESS PROTECTION	IP68
DIMENSIONS	27.0 x 27.6 x 19.5 ± 1.0 cm 10.63 x 10.86 x 7.67 ± 0.39 inch
NET WEIGHT	2,23 ± 0.2 kg 4.92 ± 0.44 lbs
OPERATING TEMPERATURE	From -40°C to 80°C From -40°F to 176°F
ENCLOSURE RECOMMENDED TIGHTENING TORQUE	0.6 - 0.8 Nm


MOUNTING KIT

DIMENSIONS	9.9 x 10.5 x 14.8 cm ± 0.5 cm 3.9 x 4.13 x 5.83 inch ± 0.19 inch
REGULATION RANGE	+/- 30°
MAST DIAMETER RANGE	25 - 66mm 0.98-2.60 inch
MATERIAL	Polyamide with fiberglass + galvanized steel U-Bolts
MOUNTING PLACE	Wall or ceiling or mast

FREQUENCY BANDS



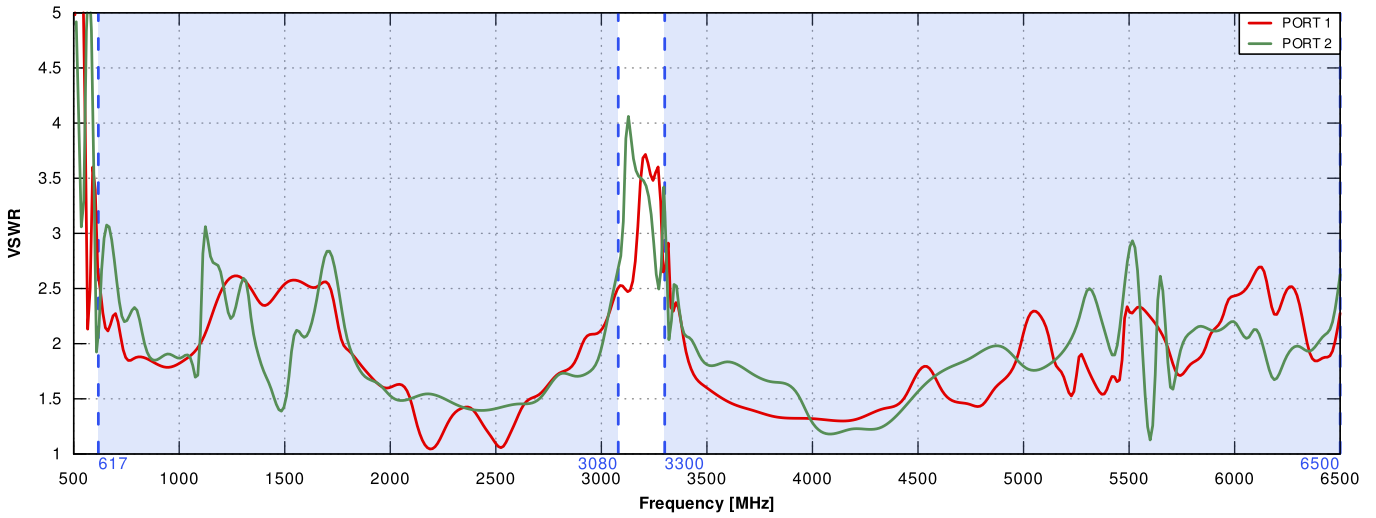
	1	2	3	4	5	6	7	
	8	9	10	11	12	13	14	
	17	18	19	20	21	22	23	
	24	25	26	27	28	29	30	
617	32	33	34	35	36	37	38	6500
MHz	39	40	41	42	43	44	45	MHz
	46	47	48	49	50	51	52	
	53	54	65	66	67	68	69	
	70	71	74	75	76	85	103	
	106	111	252	253	254	255	256	



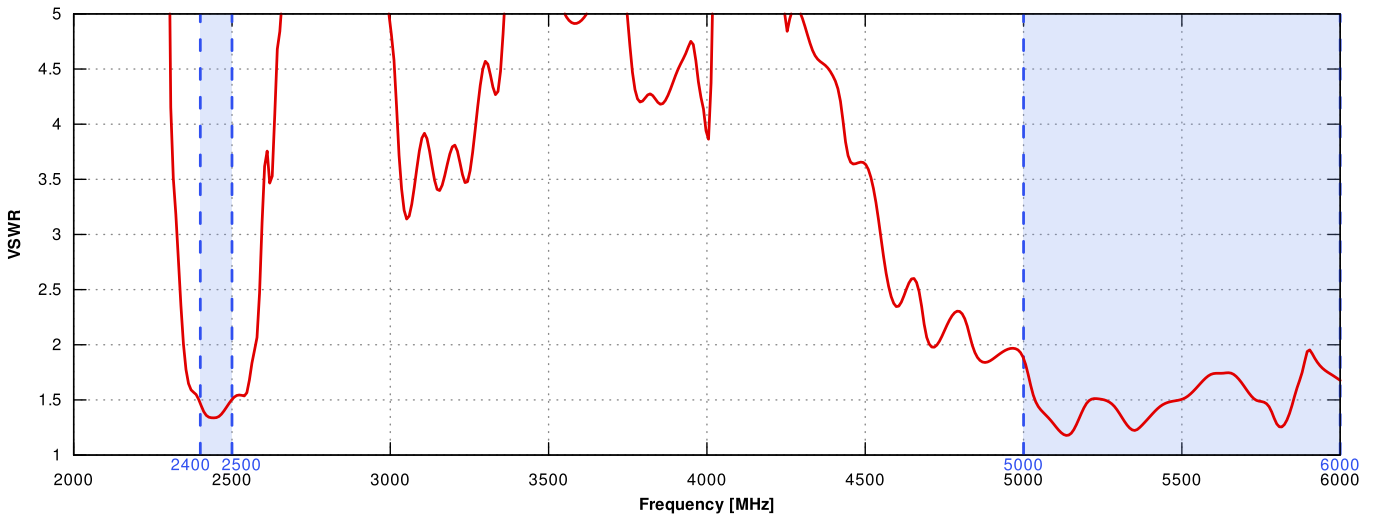
	n1	n2	n3	n5	n7	n8	n12	
	n13	n14	n18	n20	n24	n25	n26	
	n28	n29	n30	n34	n38	n39	n40	
	n41	n46	n47	n48	n50	n51	n53	
61	n54	n65	n66	n67	n68	n70	n71	65
7								00
M	n74	n75	n76	n77	n78	n79	n80	M
H								Hz
Z	n81	n82	n83	n84	n85	n86	n89	
	n90	n91	n92	n93	n94	n95	n97	
	n98	n99	n100	n101	n102	n106	n109	
	n110	n250	n251	n252	n253	n254	n255	
	n256							

PLOTS

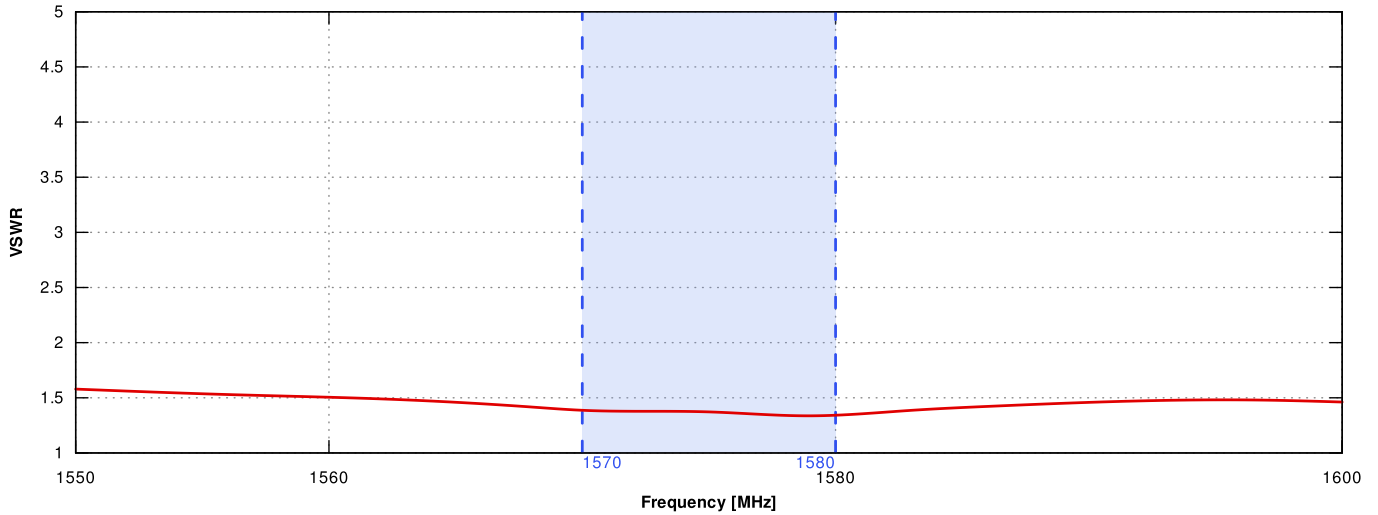
5G/LTE VSWR



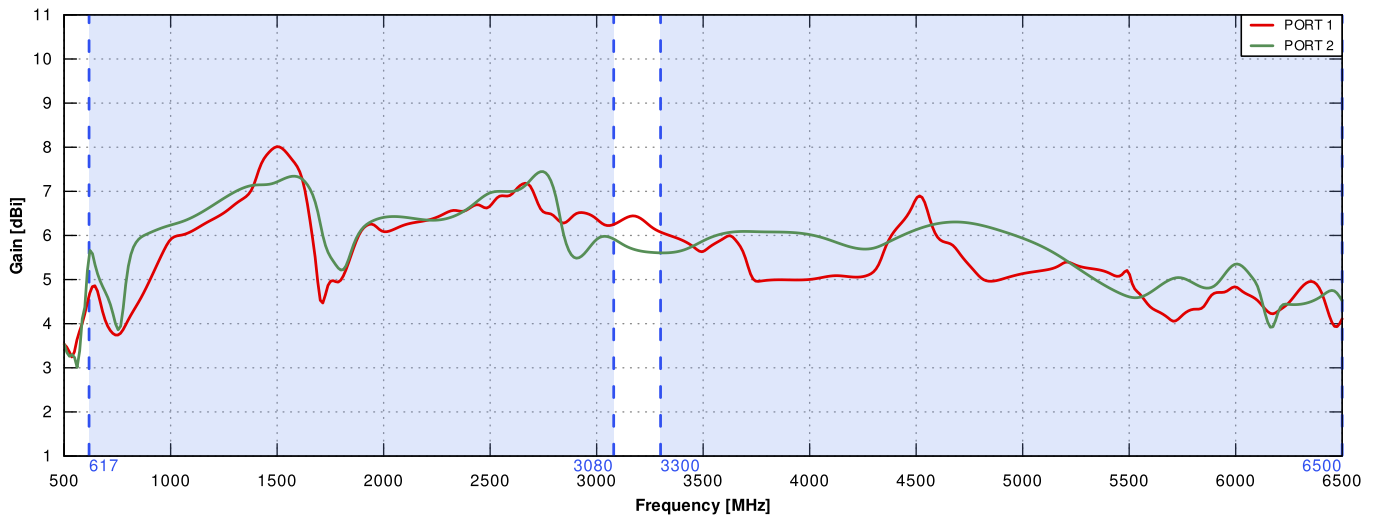
WI-FI VSWR



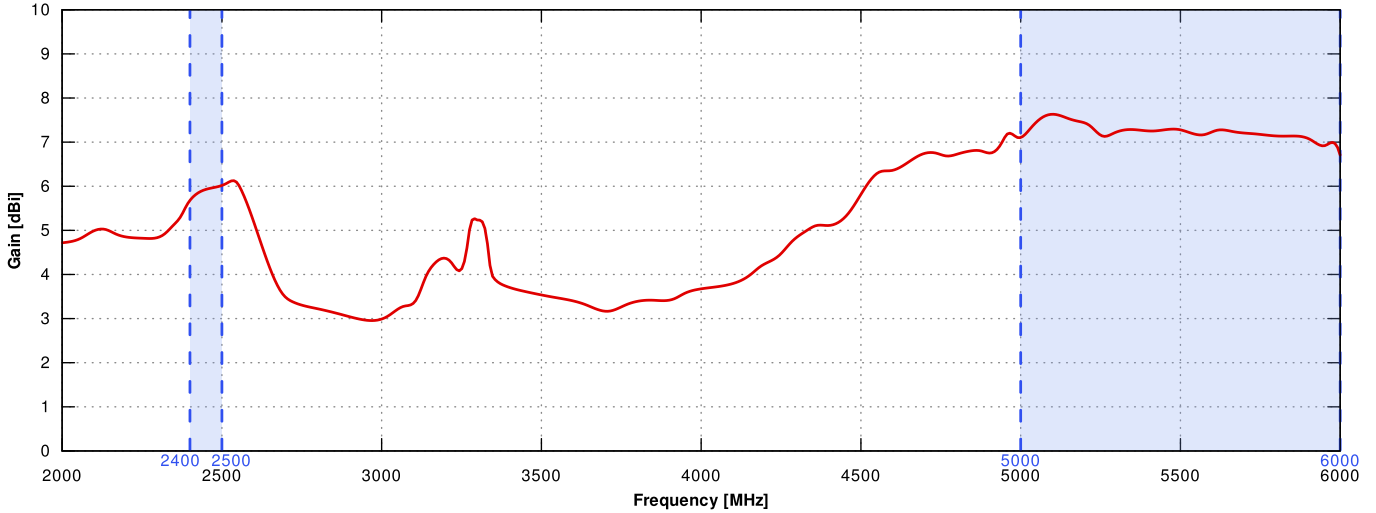
GPS VSWR



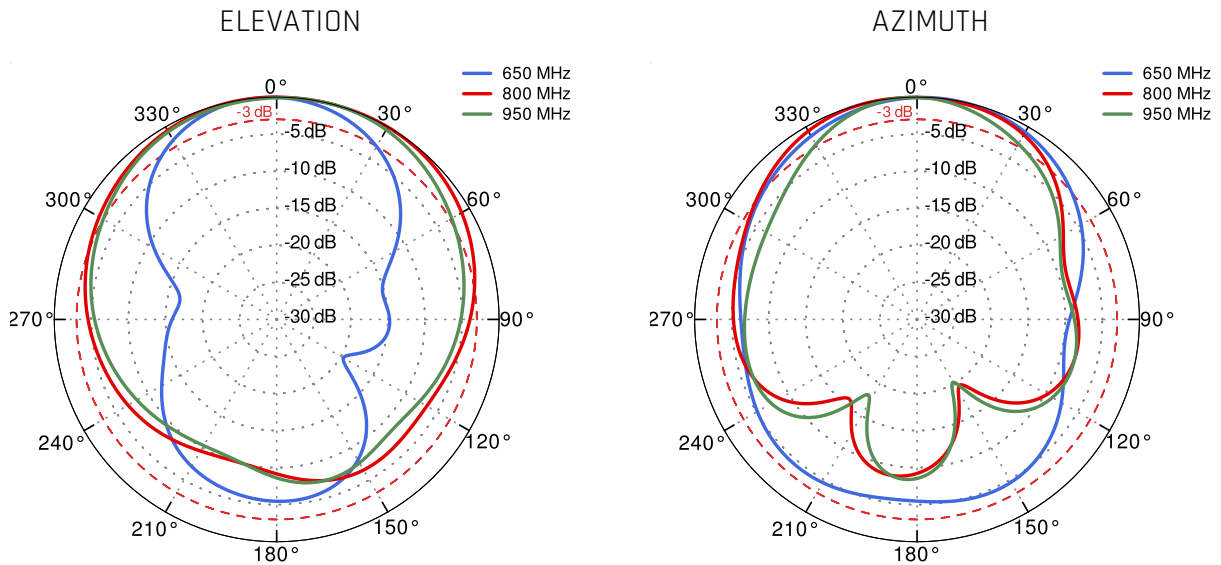
5G/LTE Gain



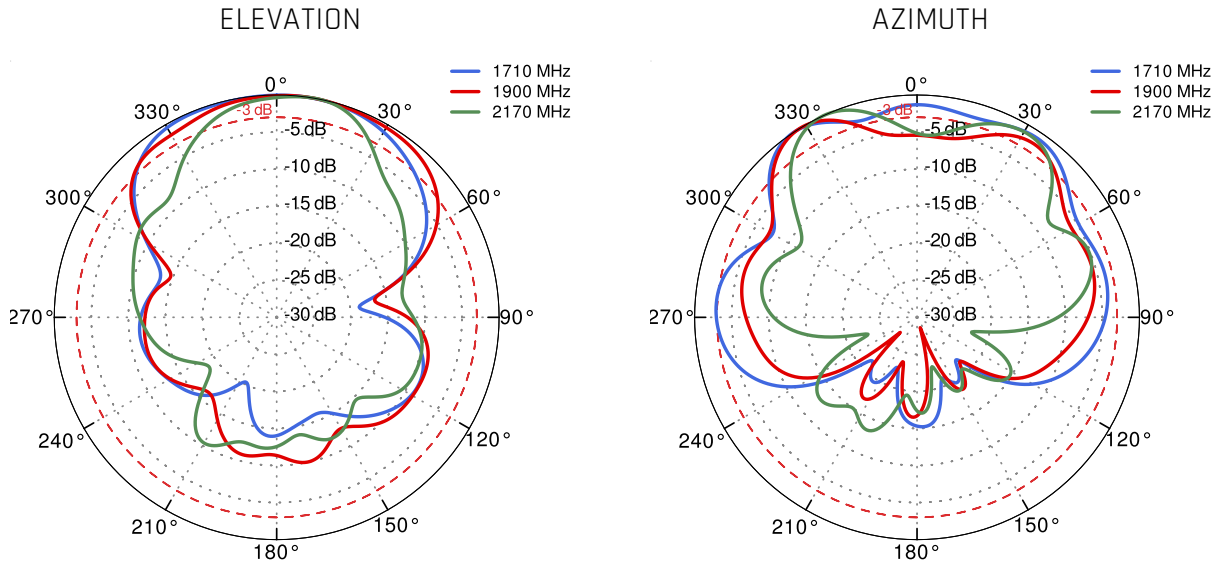
WI-FI Gain



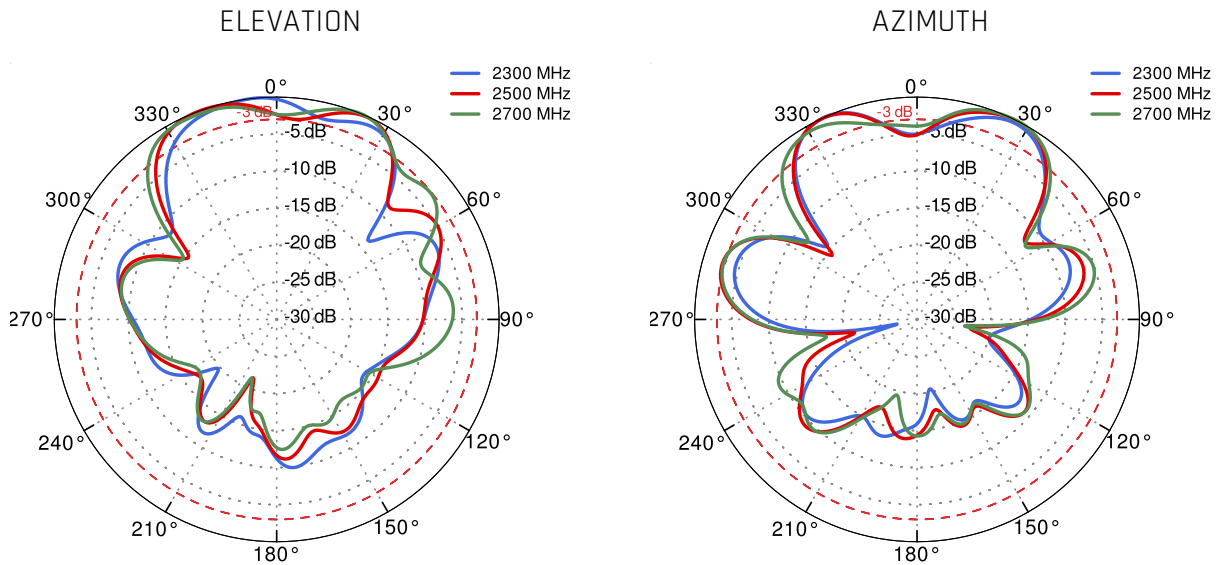
PORT 1 - 5G/LTE from 650MHz to 950MHz



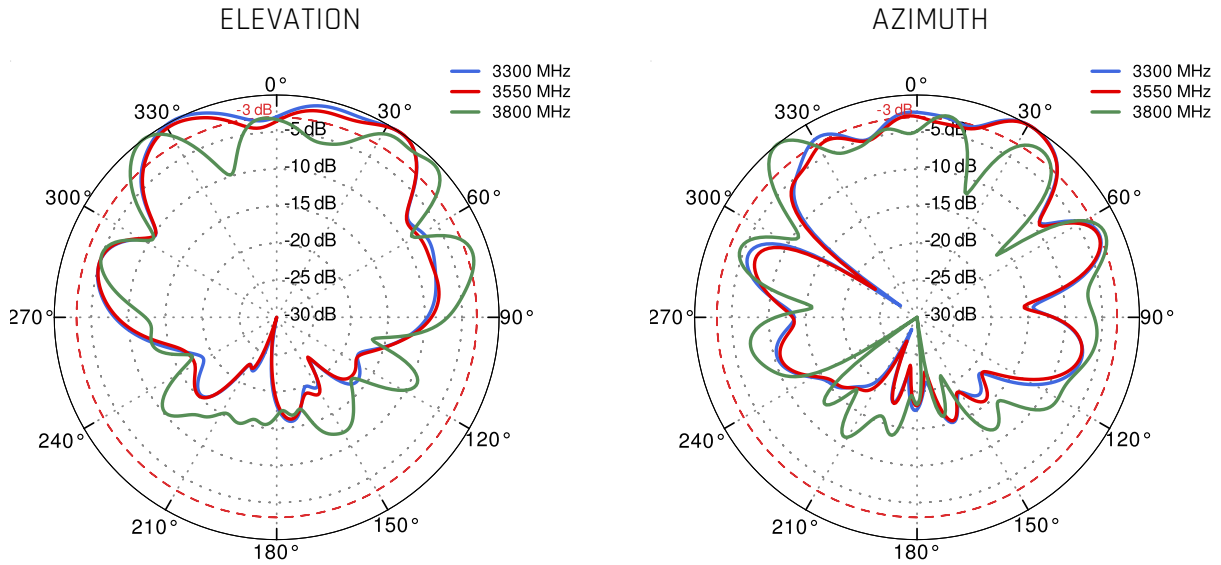
PORT 1 - 5G/LTE from 1.71GHz to 2.17GHz



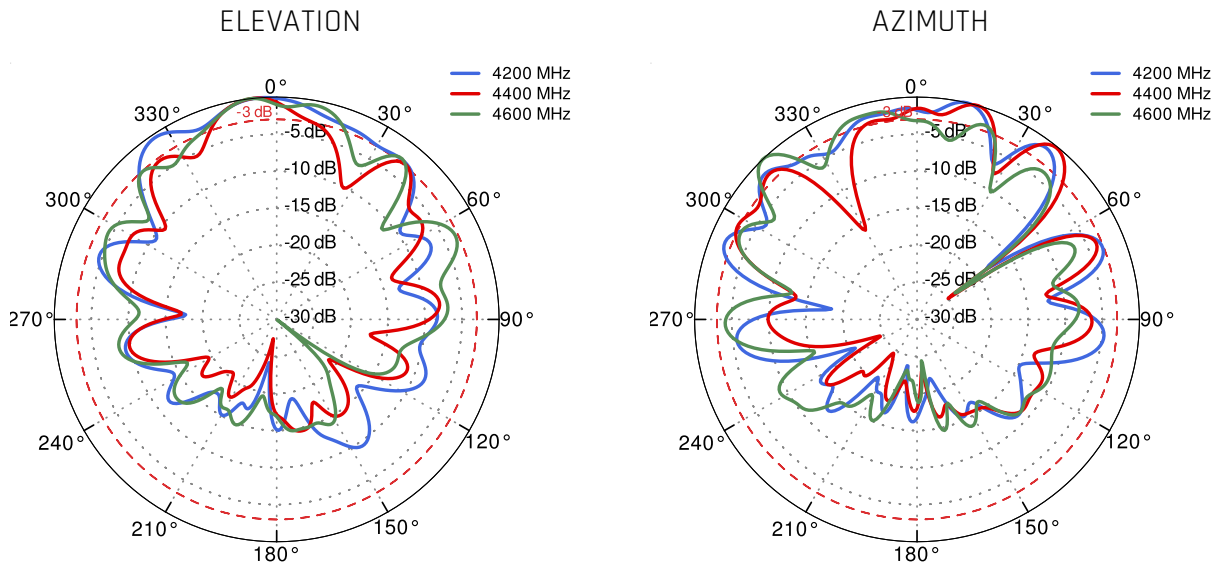
PORT 1 - 5G/LTE from 2.3GHz to 2.7GHz



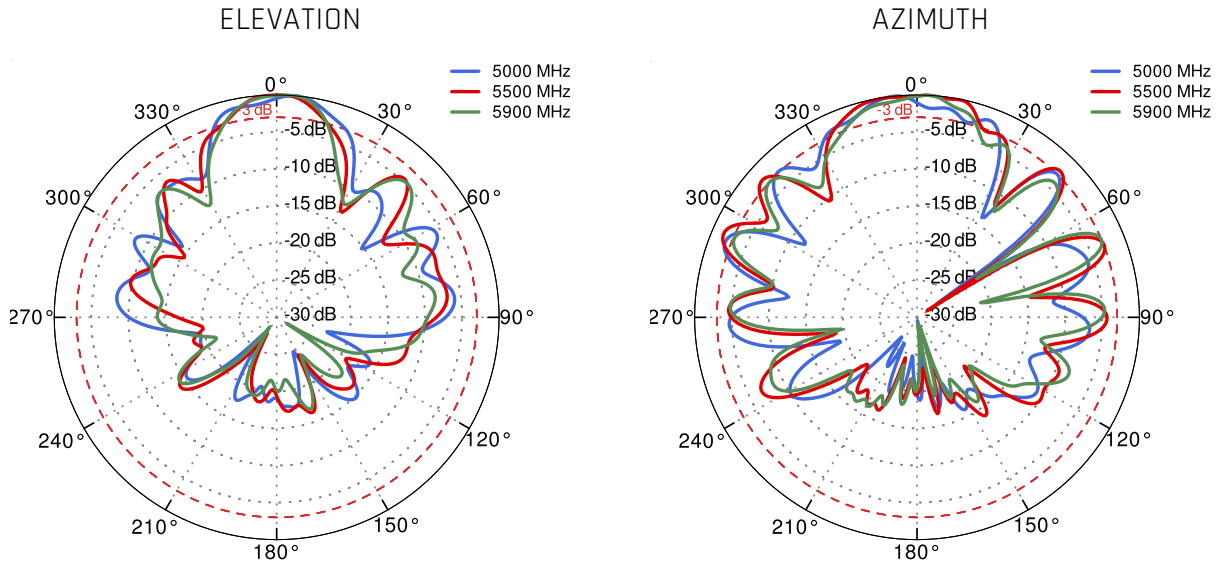
PORT 1 - 5G/LTE from 3.3GHz to 3.8GHz



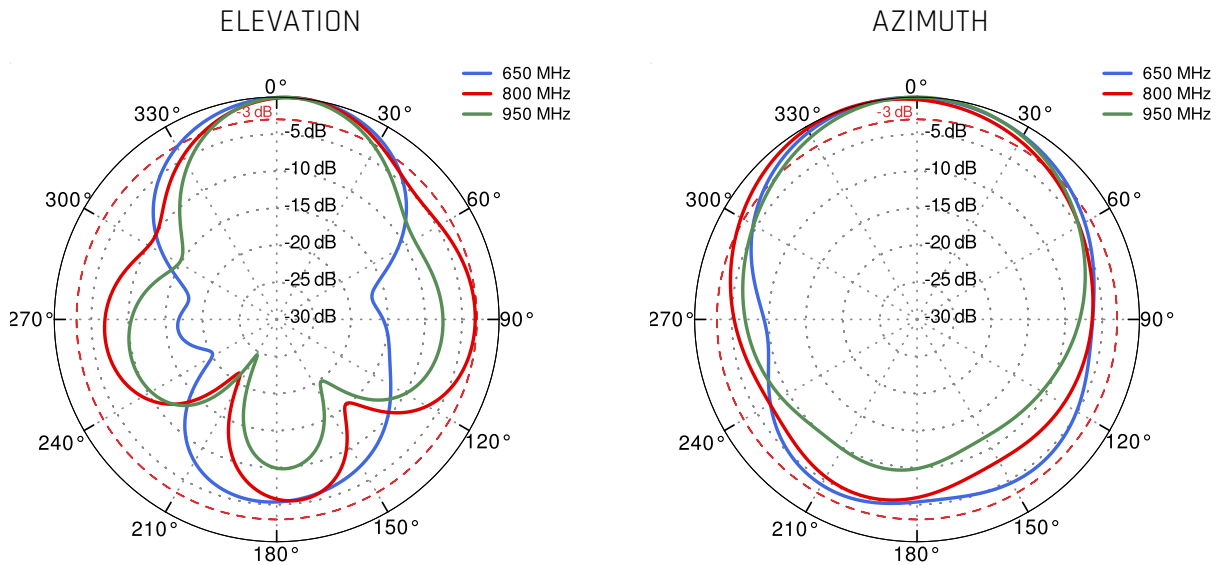
PORT 1 - 5G/LTE from 4.2GHz to 4.6GHz



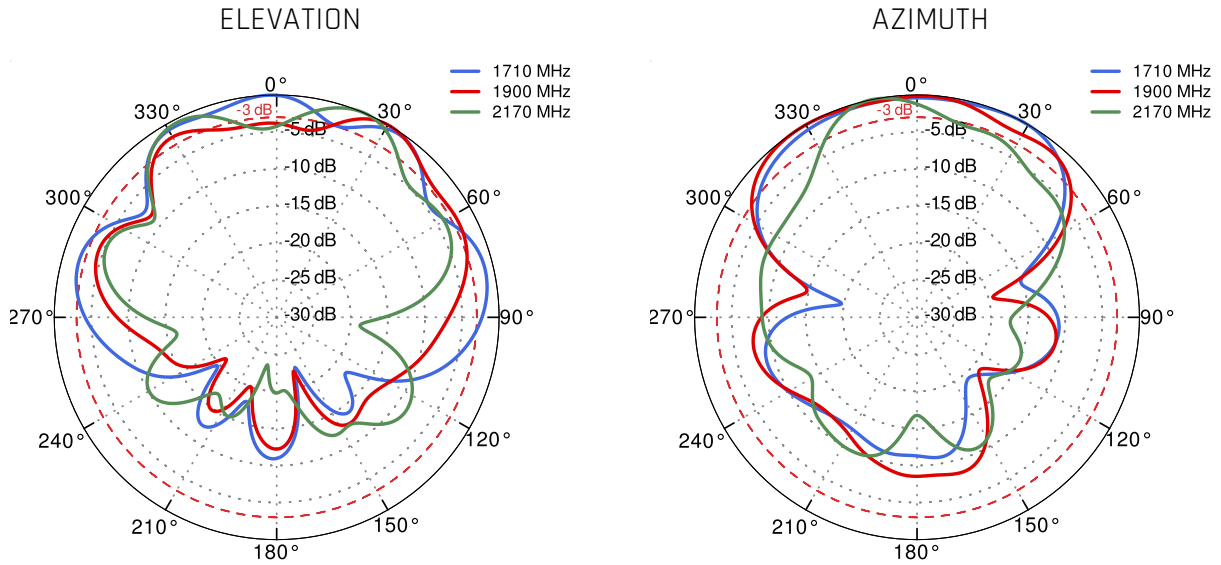
PORT 1 - 5G/LTE from 5.0GHz to 5.9GHz



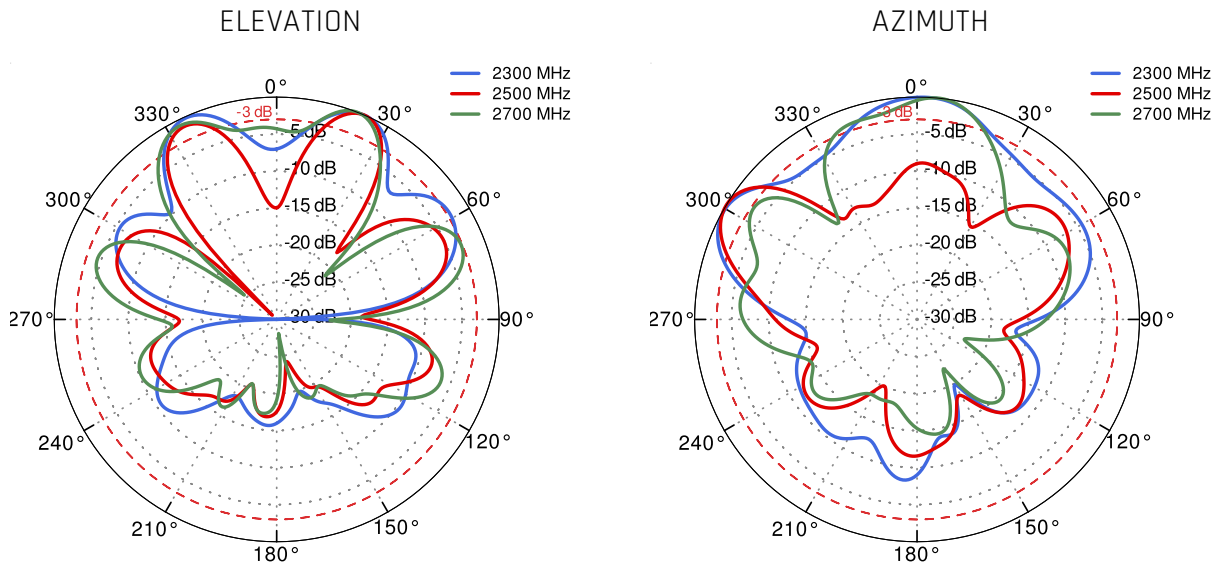
PORT 2 - 5G/LTE from 650MHz to 950MHz



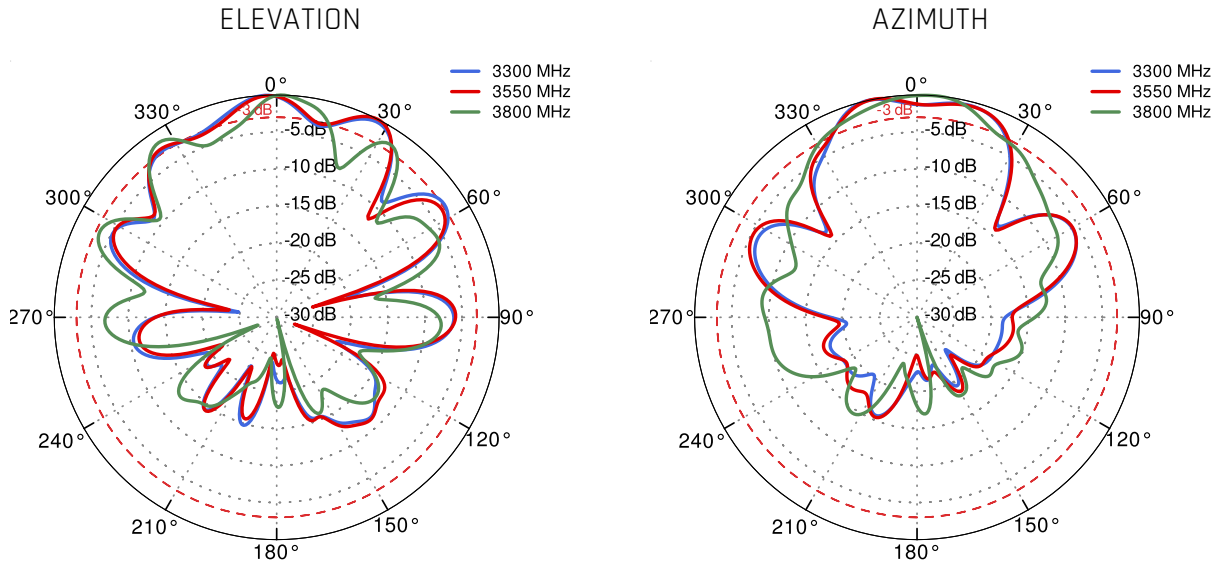
PORT 2 - 5G/LTE from 1.71GHz to 2.17GHz



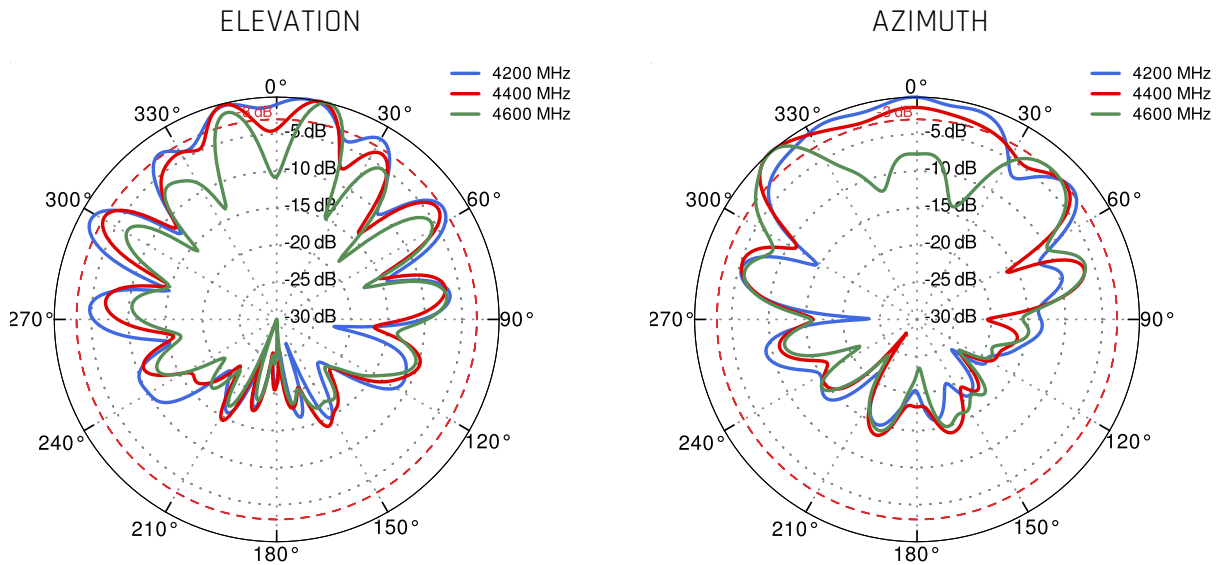
PORT 2 - 5G/LTE from 2.3GHz to 2.7GHz



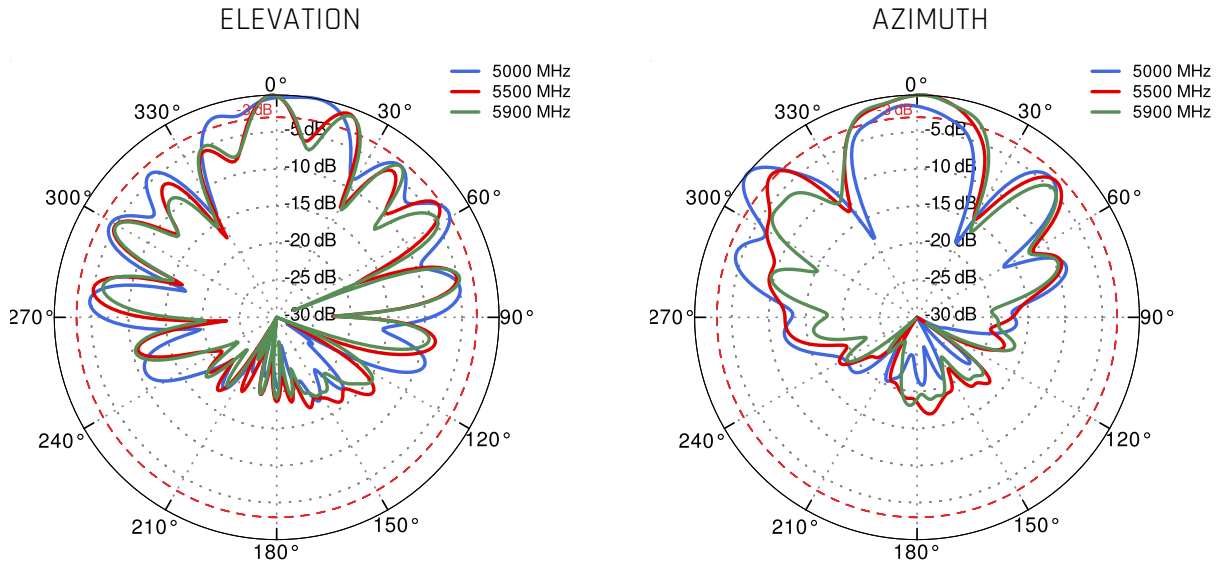
PORT 2 - 5G/LTE from 3.3GHz to 3.8GHz



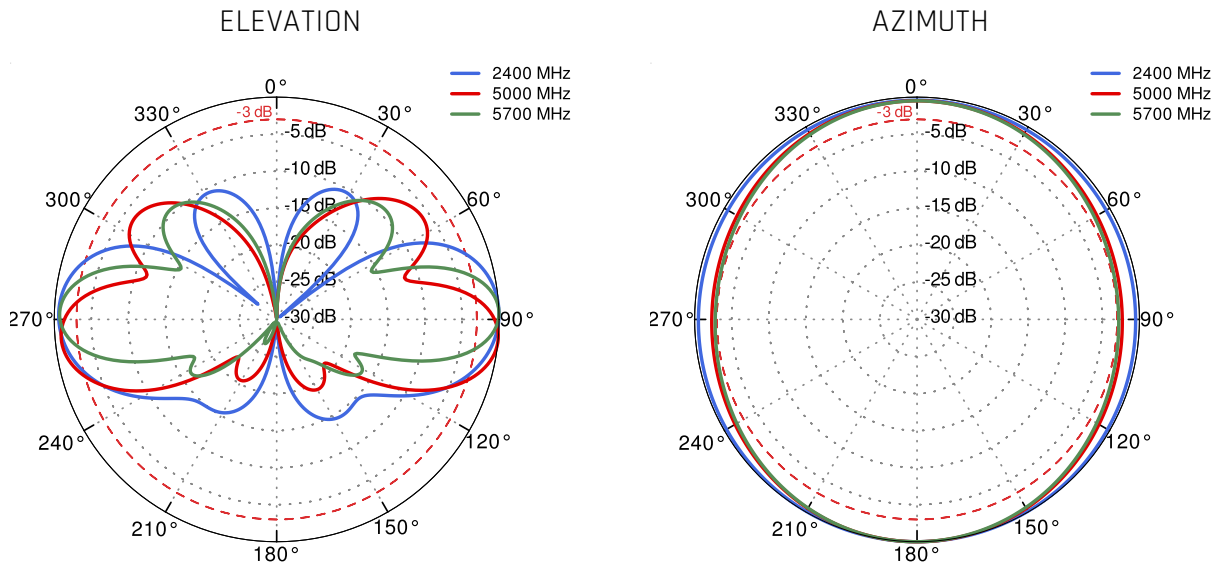
PORT 2 - 5G/LTE from 4.2GHz to 4.6GHz



PORT 2 - 5G/LTE from 5.0GHz to 5.9GHz



Wi-Fi From 2.4 GHz to 6.5 GHz



DIMENSIONS

