QuMax for Peplink MAX BR1 Pro 5G & CAT-20

INTEGRATED MULTI-BAND 5G DIRECTIONAL ANTENNA + WIFI OMNI ANTENNA + GPS ANTENNA + PLACE TO INSTALL PEPLINK MAX BR1 PRO 5G & CAT-20 (ALL-IN-ONE)

QuMax all-in-one antenna for Peplink MAX BR1 Pro 5G & CAT-20 router is dedicated to connections with long distance to base station. It has embedded directional 5G, Wi-Fi and GPS antenna. If you use MAX BR1 Pro 5G or CAT-20 with QuMax Omni antenna, you get an integrated complete solution with embedded router and multi band antennas in one enclosure. It is the first choice for fixed installations in industrial environment.
The set contains a Passive PoE splitter, allowing you to split data and power from a single Ethernet cable and maintain gigabit transfer speeds while protecting the LAN port from damage caused by overvoltage, short circuit or improper connection.

5G | 617-6500MHz | 8 dBi | Wi Fi 6E | GPS | DIRECTIONAL | IP 68 | -40° TO +80°

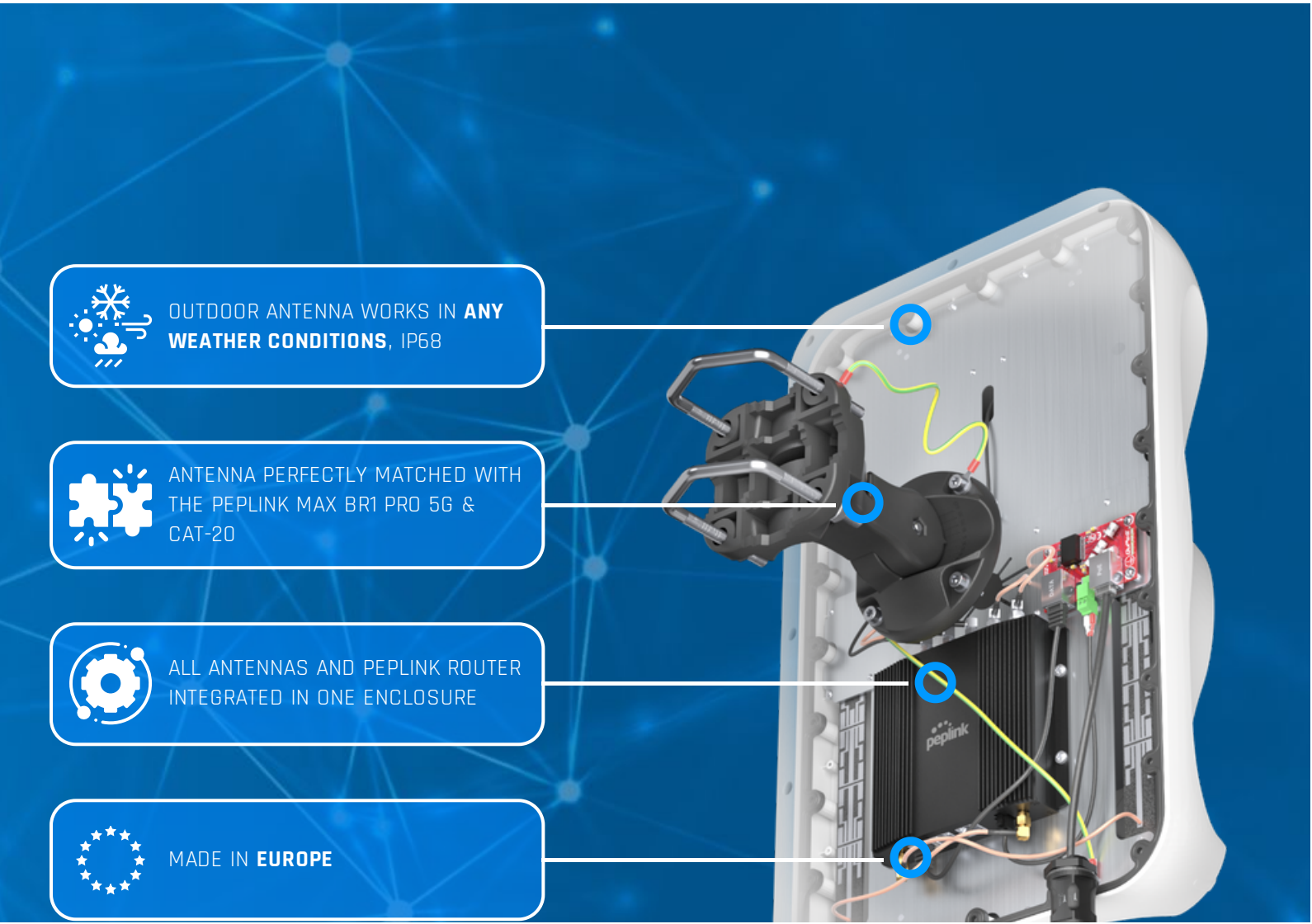

5G/LTE SPECIFICATION

FREQUENCY	0.617 - 1.0 GHz 1.0 - 3.08 GHz 3.3 - 5.0 GHz 5.0 - 6.5 GHz
MAX. GAIN	0.617 - 1.0 GHz : 6 dBi 1.0 - 3.08 GHz : 8 dBi 3.3 - 5.0 GHz : 6.8 dBi 5.0 - 6.5 GHz : 5.5 dBi
SUPPORTED LTE BANDS	1, 2, 3, 4, 5, 6, 7, 8, 9, 10, 11, 12, 13, 14, 17, 18, 19, 20, 21, 22, 23, 24, 25, 26, 27, 28, 29, 30, 32, 33, 34, 35, 36, 37, 38, 39, 40, 41, 42, 43, 44, 45, 46, 47, 48, 49, 50, 51, 52, 53, 54, 65, 66, 67, 68, 69, 70, 71, 74, 75, 76, 85, 103, 106, 111, 252, 253, 254, 255, 256
SUPPORTED 5G BANDS	n1, n2, n3, n5, n7, n8, n12, n13, n14, n18, n20, n24, n25, n26, n28, n29, n30, n34, n38, n39, n40, n41, n46, n47, n48, n50, n51, n53, n54, n65, n66, n67, n68, n70, n71, n74, n75, n76, n77, n78, n79, n80, n81, n82, n83, n84, n85, n86, n89, n90, n91, n92, n93, n94, n95, n97, n98, n99, n100, n101, n102, n106, n109, n110, n250, n251, n252, n253, n254, n255, n256
VSWR	<2.00, max <3.00
BEAMWIDTH	80°/80° ±15°
POLARIZATION	Vertical
IMPEDANCE	50 Ω

Copyright © 2023, Wireless Instruments. Specifications and information given in this document are subject to change without prior notice.

WI-FI SPECIFICATION

FREQUENCY	2.4 - 2.5 GHz 5.0 - 7.2 GHz
MAX. GAIN	2.4 - 2.5 GHz: 6dBi 5 GHz: 7.5dBi 7 GHz: 7.5dBi
VSWR	< 1.50, max < 2.00
BEAMWIDTH	360°/25° +/- 5°
POLARIZATION	Vertical
IMPEDANCE	50 Ω

MECHANICAL SPECIFICATION

MATERIAL	ASA, aluminum, PTFE, Fiberglass
INGRESS PROTECTION	IP68
CONNECTOR TYPE	RJ45
DIMENSIONS	486.0 x 292.2 x 210 mm 19.13 x 11.50 x 8.27 inch
WEIGHT	1.8 kg 3.97 lbs
OPERATING TEMPERATURE	From -40°C to 75°C From -40°F to 167°F
ENCLOSURE RECOMMENDED TIGHTENING TORQUE	0.6 - 0.8 Nm

Copyright © 2023, Wireless Instruments. Specifications and information given in this document are subject to change without prior notice.

MOUNTING KIT

DIMENSIONS	9.9 x 10.5 x 14.8 cm 3.9 x 4.13 x 5.83 inch
REGULATION RANGE	+/- 30°
MAST DIAMETER RANGE	25 - 66mm 0.98-2.60 inch
MATERIAL	Polyamide with fiberglass + galvanized steel U-Bolts
WEIGHT	0.87kg
MOUNTING PLACE	Wall or mast or ceiling

PLOTS

VSWR for 5G/LTE antenna

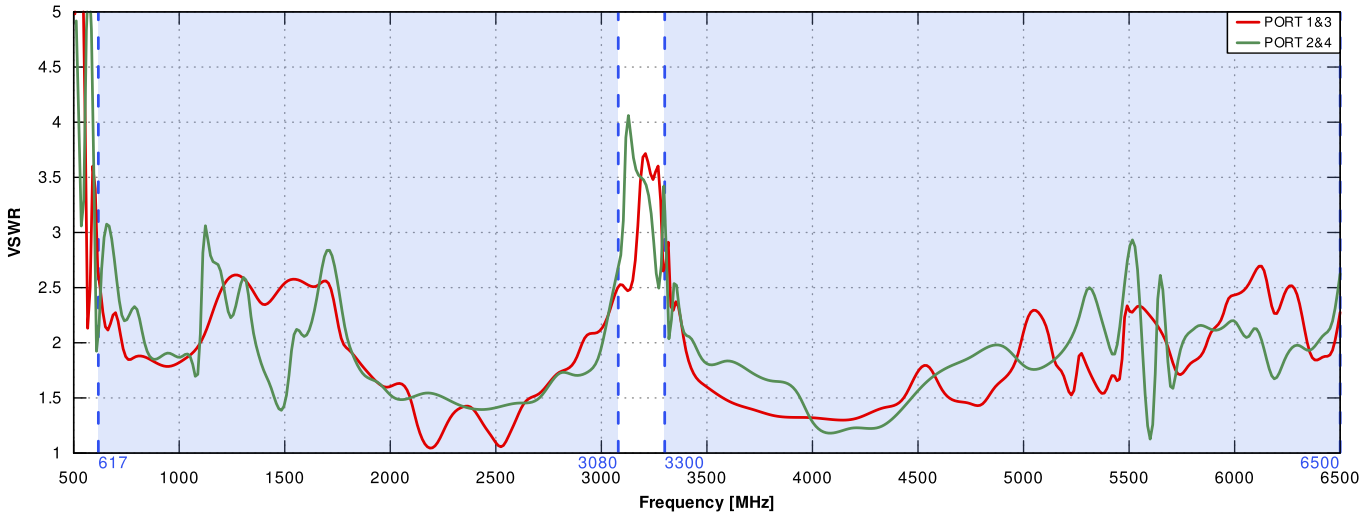

Copyright © 2023, Wireless Instruments. Specifications and information given in this document are subject to change without prior notice.

VSWR for Wi-Fi antenna

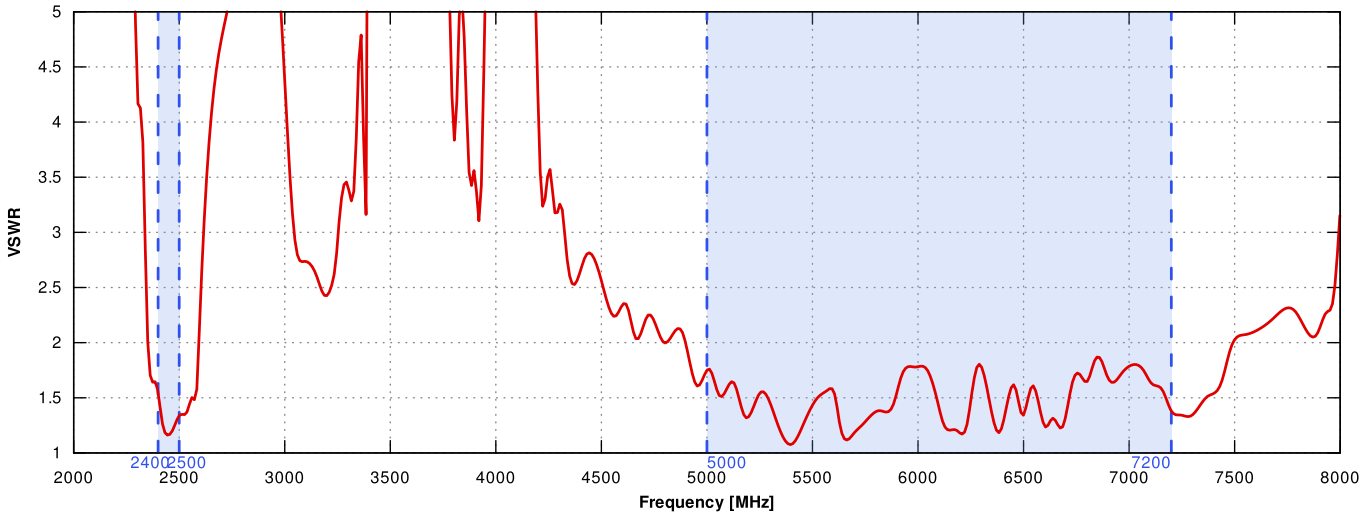

Gain for 5G/LTE antenna

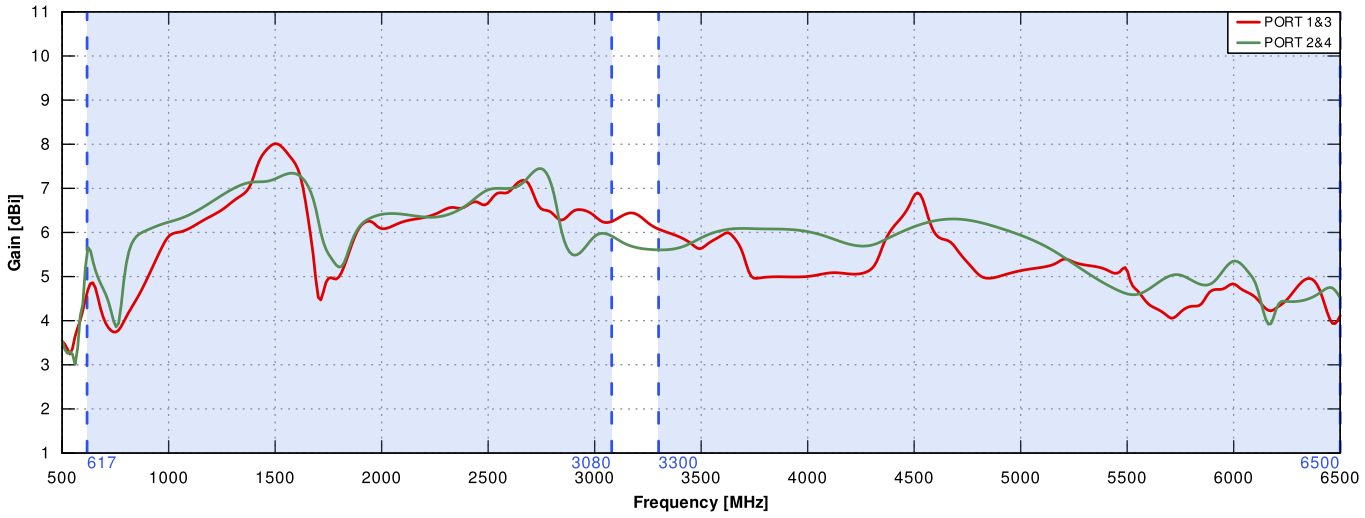

Copyright © 2023, Wireless Instruments. Specifications and information given in this document are subject to change without prior notice.

Gain for Wi-Fi antenna

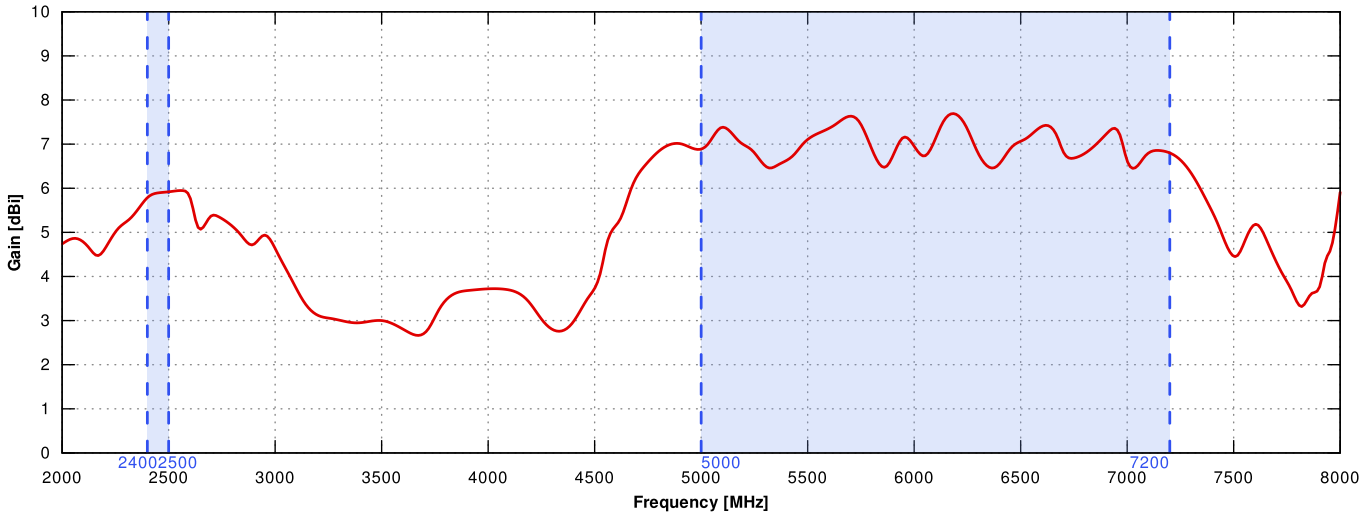

5G/LTE Port 1/3 from 650MHz to 950MHz

ELEVATION

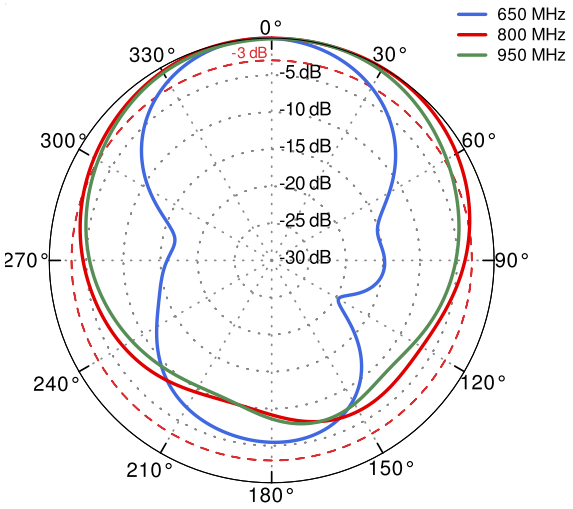

AZIMUTH

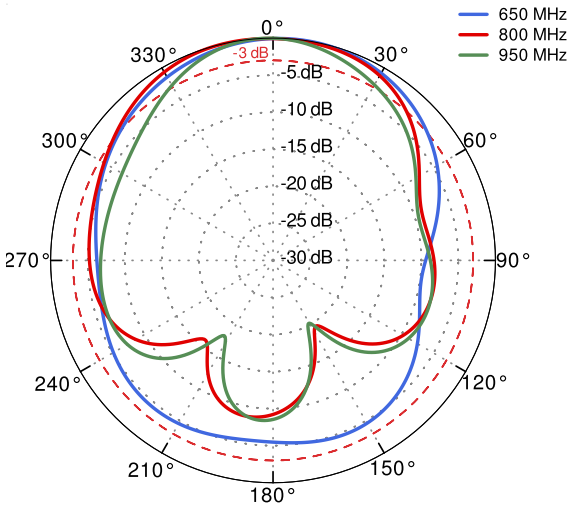

Copyright © 2023, Wireless Instruments. Specifications and information given in this document are subject to change without prior notice.

5G/LTE Port 1/3 from 1.71GHz to 2.17GHz

ELEVATION

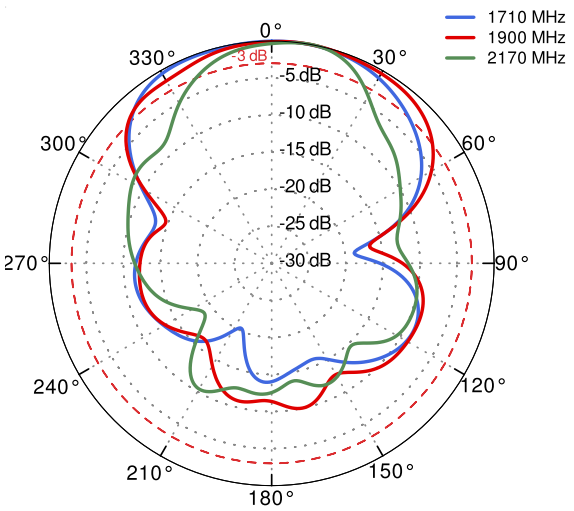

AZIMUTH

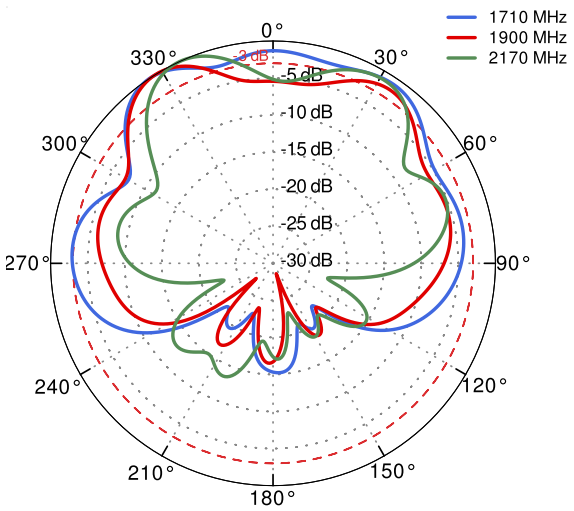

5G/LTE Port 1/3 from 2.3GHz to 2.7GHz

ELEVATION

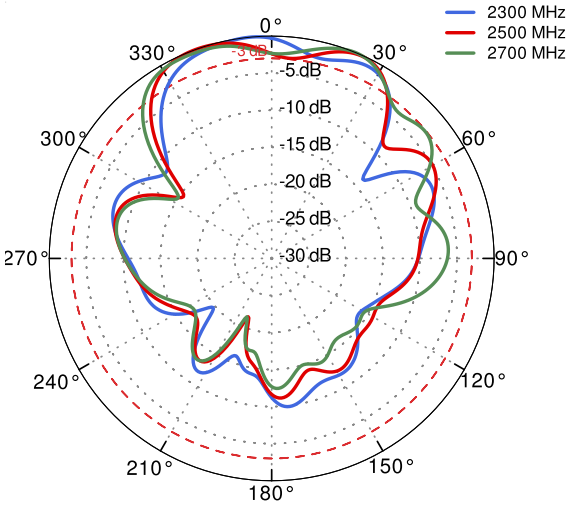

AZIMUTH

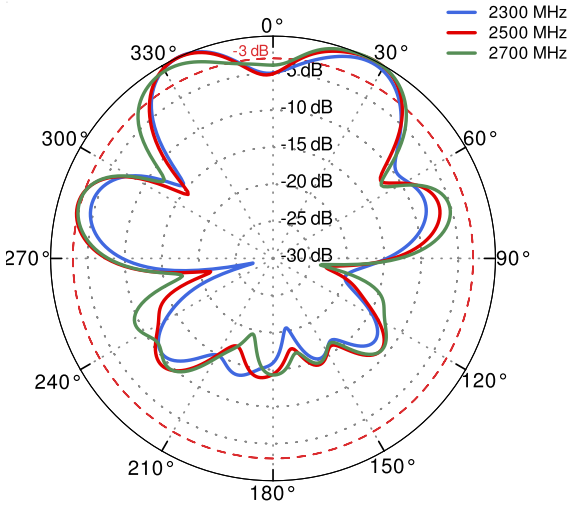

Copyright © 2023, Wireless Instruments. Specifications and information given in this document are subject to change without prior notice.

5G/LTE Port 1/3 from 3.3 GHz to 3.8 GHz

ELEVATION

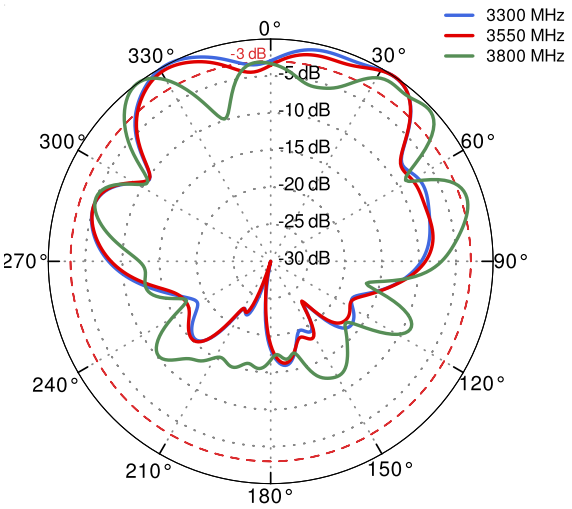

AZIMUTH

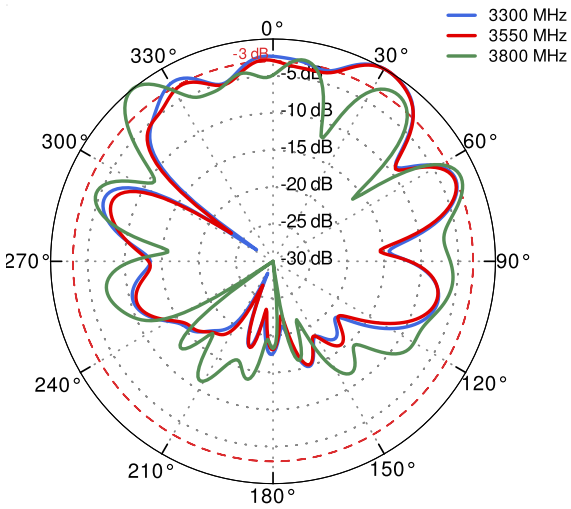

5G/LTE Port 1/3 from 4.2 GHz to 4.6 GHz

ELEVATION

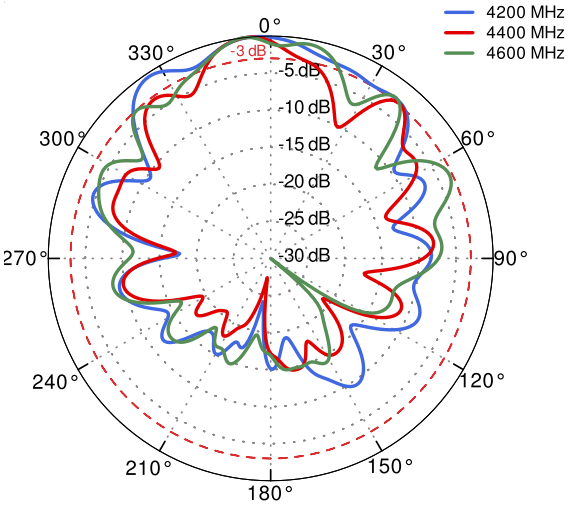

AZIMUTH

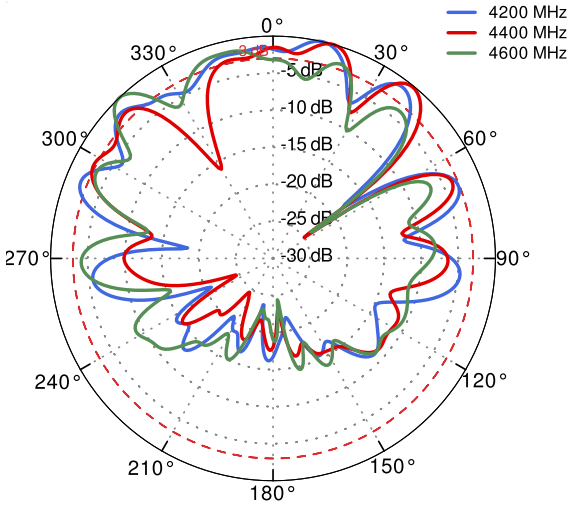

Copyright © 2023, Wireless Instruments. Specifications and information given in this document are subject to change without prior notice.

5G/LTE Port 1/3 from 5.0 GHz to 5.9 GHz

ELEVATION

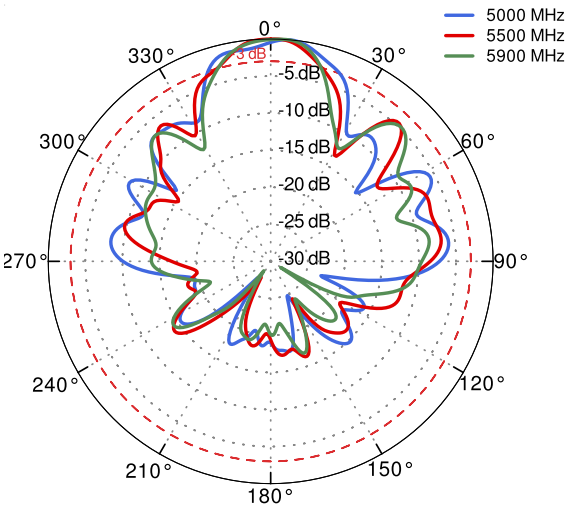

AZIMUTH

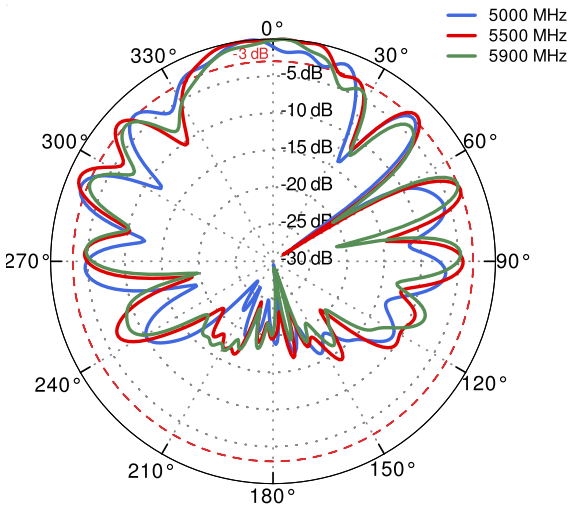

5G/LTE Port 2/4 from 650 MHz to 950 MHz

ELEVATION

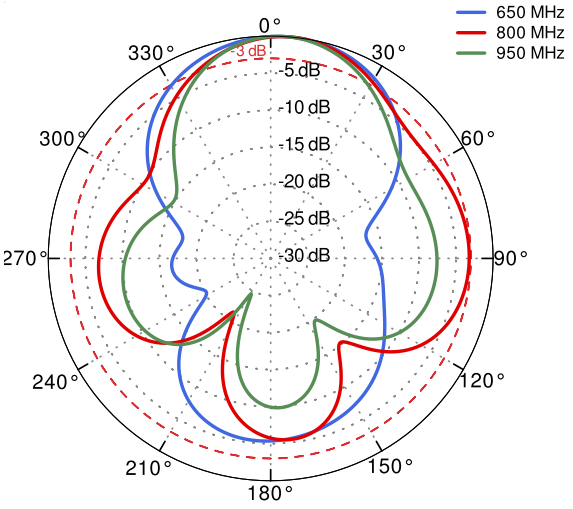

AZIMUTH

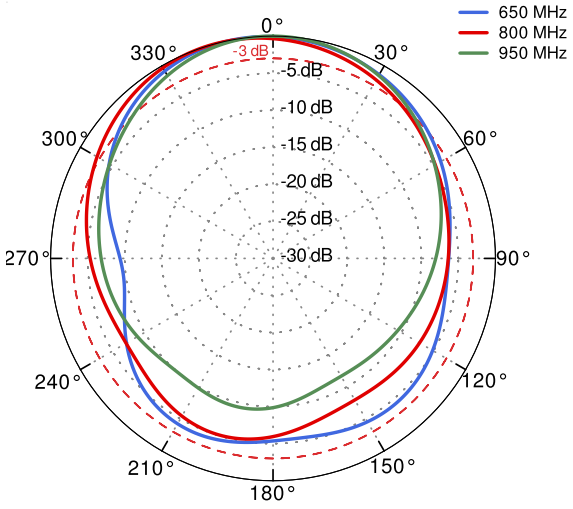

Copyright © 2023, Wireless Instruments. Specifications and information given in this document are subject to change without prior notice.

5G/LTE Port 2/4 from 1.71 GHz to 2.17 GHz

ELEVATION

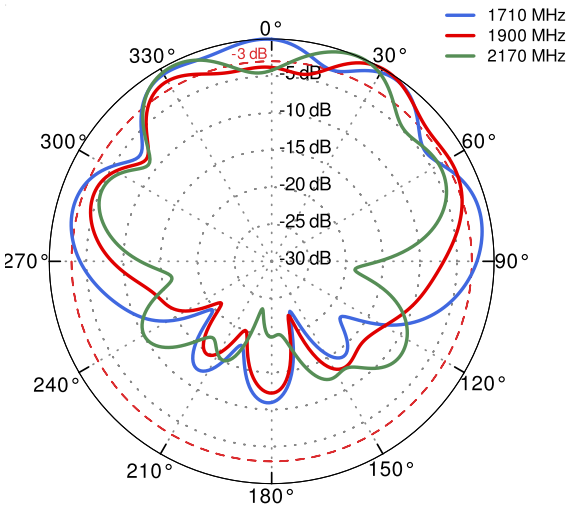

AZIMUTH

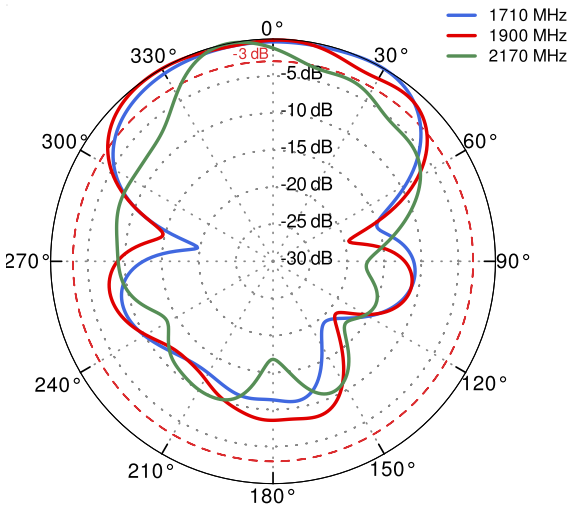

5G/LTE Port 2/4 from 2.3 GHz to 2.7 GHz

ELEVATION

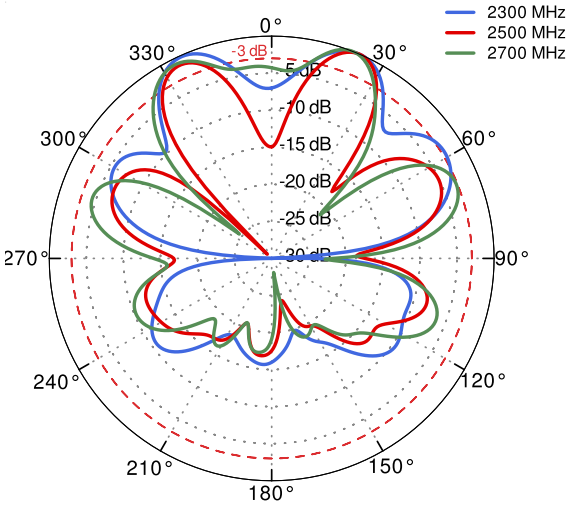

AZIMUTH

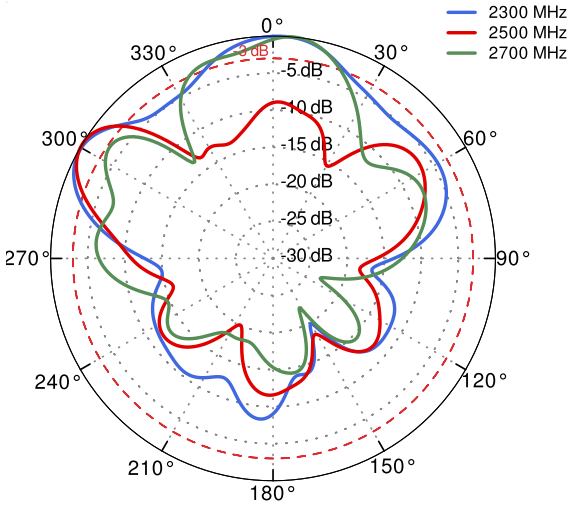

Copyright © 2023, Wireless Instruments. Specifications and information given in this document are subject to change without prior notice.

5G/LTE Port 2/4 from 3.3 GHz to 3.8 GHz

ELEVATION

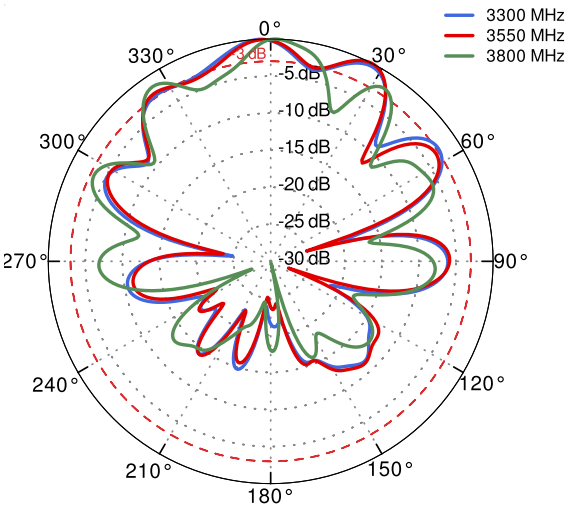

AZIMUTH

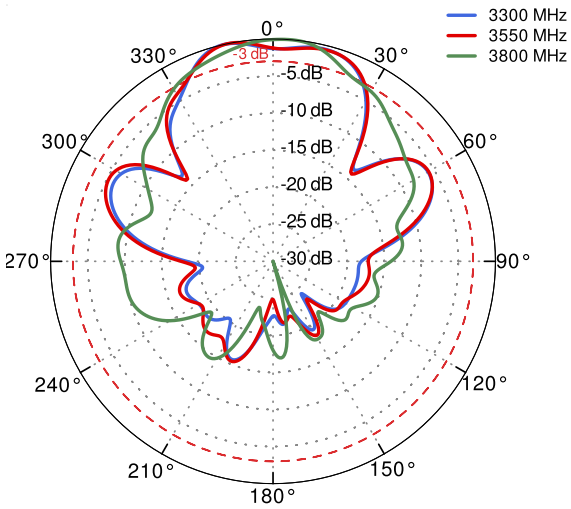

5G/LTE Port 2/4 from 4.2 GHz to 4.6 GHz

ELEVATION

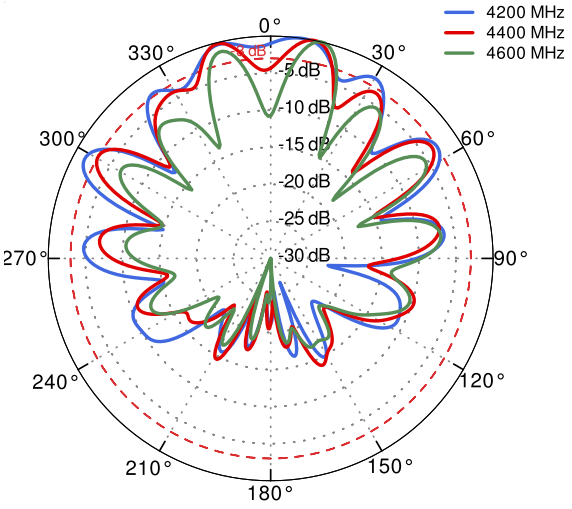

AZIMUTH

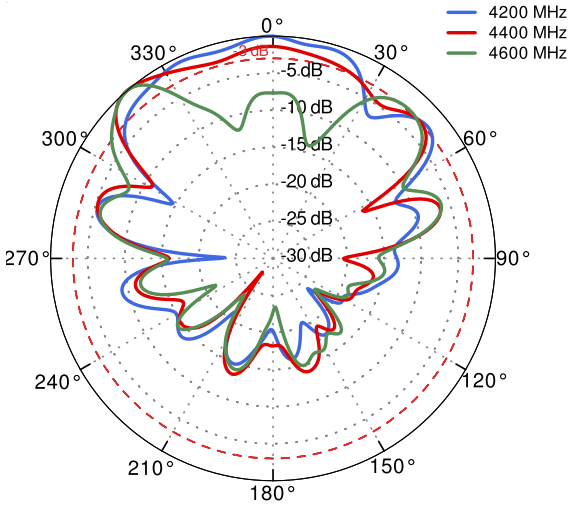

Copyright © 2023, Wireless Instruments. Specifications and information given in this document are subject to change without prior notice.

5G/LTE Port 2/4 from 5.0 GHz to 5.9 GHz

ELEVATION

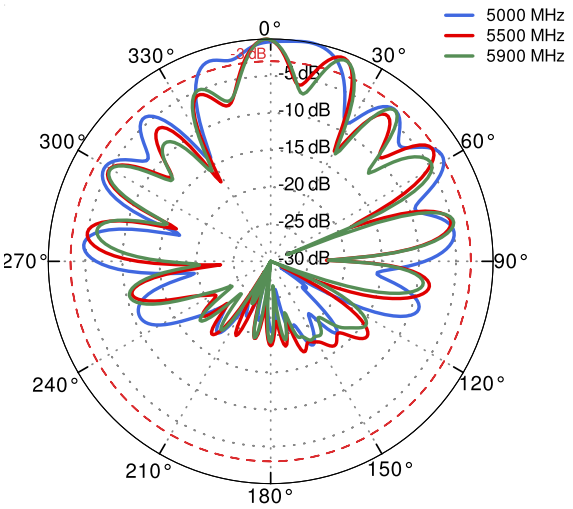

AZIMUTH

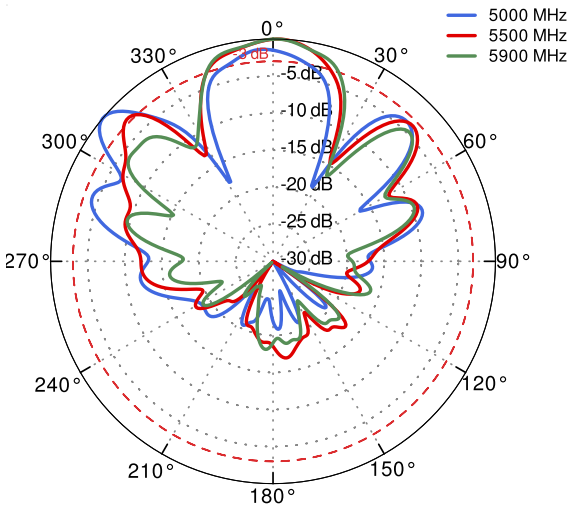

Wi-Fi From 2.4 GHz to 6.5 GHz

ELEVATION

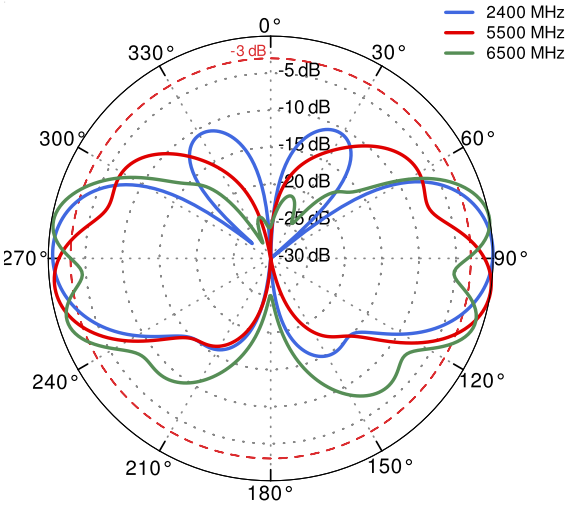

AZIMUTH

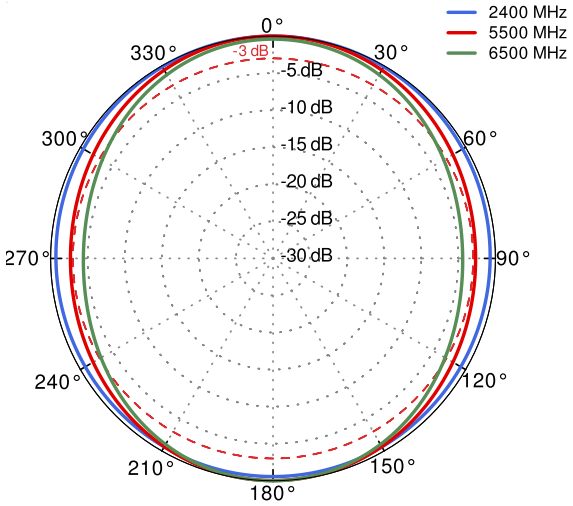

Copyright © 2023, Wireless Instruments. Specifications and information given in this document are subject to change without prior notice.

DIMENSIONS

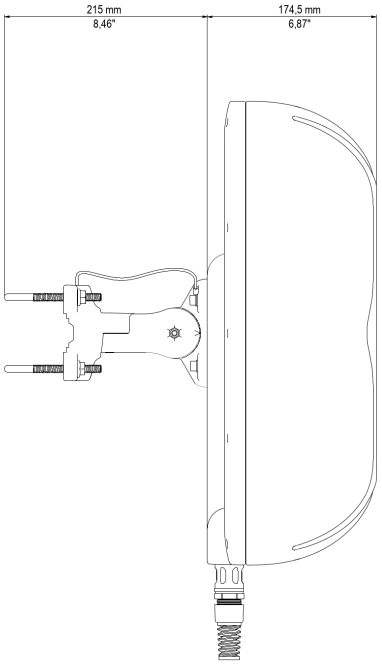

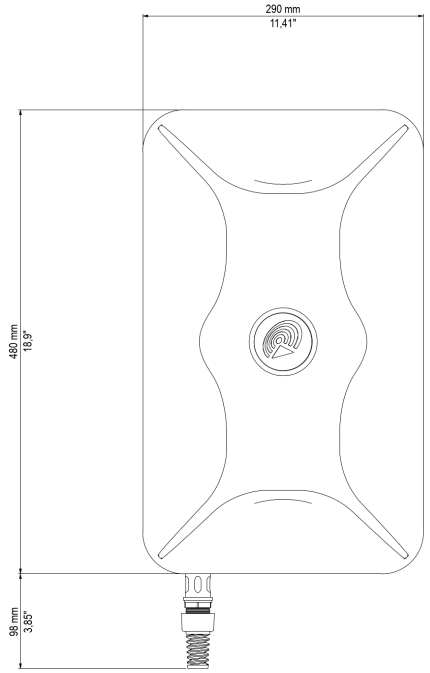

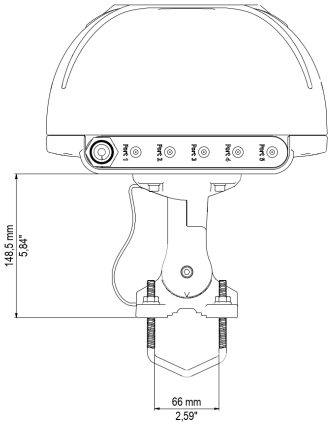

WWW.QUWIRELESS.COM

Sales email: sales@quwireless.com **Tel:** +48 513 900 416

Support email: support@quwireless.com **Website:** www.quwireless.com

Address: Wireless Instruments Sp. z o.o., ul. Kościuszki 27, 52-116 Iwiny, Poland

Copyright © 2023, Wireless Instruments. Specifications and information given in this document are subject to change without prior notice.