

QuMax for Robustel LG5100 LoRa

INTEGRATED DIRECTIONAL LORA ANTENNA + MULTI-BAND LTE OMNI ANTENNA + PLACE TO INSTALL ROBUSTEL LG5100 (ALL-IN-ONE)

QuMax all-in-one antenna for Robustel LG5100 router is the perfect choice for extending the reach and reliability of your Long Range (LoRa) wireless communication networks. It has embedded omni LTE and directional LoRa antenna. If you use LG5100 with QuMax antenna, you get an integrated complete solution with embedded gateway and multi band antennas in one enclosure.



OUTDOOR ANTENNA WORKS IN **ANY WEATHER CONDITIONS**, IP68



MOUNTING SYSTEM WITH TWO PLANES, 60 DEGREES REGULATION




ANTENNA PERFECTLY MATCHED WITH THE ROBUSTEL LG5100



ALL ANTENNAS AND ROBUSTEL ROUTER INTEGRATED IN ONE ENCLOSURE



MADE IN **EUROPE**



LORA ANTENNA SPECIFICATION

FREQUENCY	868 MHz (EU868, IN865, RU864)
GAIN	8.5 dBi
VSWR	<1.80, max <2.00
BEAMWIDTH	75°/75° ±10°
POLARIZATION	Vertical
IMPEDANCE	50 Ω
FRONT TO BACK	>17 dB

LTE ANTENNA SPECIFICATION

FREQUENCY	694 - 960 MHz 1.7 - 2.2 GHz 2.2 - 2.7 GHz
GAIN	694 - 960 MHz : 2 dBi 1.7 - 2.2 GHz : 2 dBi 2.2 - 2.7 GHz : 3 dBi
SUPPORTED LTE/5G BANDS	1, 2, 3, 4, 5, 7, 8, 9, 10, 12, 13, 14, 17, 18, 19, 20, 25, 26, 27, 28, 29, 33, 34, 35, 36, 37, 38, 39, 44, 65, 66, 67, 68, 69, 85, 103, n80, n81, n82, n83, n84, n86, n89, n95, n98, n100, n101, n256
VSWR	<1.50, max <2.50
BEAMWIDTH	360°/25° ±5°
POLARIZATION	Vertical
IMPEDANCE	50 Ω

MECHANICAL SPECIFICATION

MATERIALS	ABS, aluminum, PTFE
CONNECTOR TYPE	RJ45
INGRESS PROTECTION	IP68
DIMENSIONS	160 x 160 x 240 mm 6.3 x 6.3 x 9.45 inch
WEIGHT	1.5 kg 3.31 lbs
OPERATING TEMPERATURE	From -40°C to 80°C From -40°F to 176°F
ENCLOSURE RECOMMENDED TIGHTENING TORQUE	0.6 - 0.8 Nm
MAST DIAMETER	25-66mm 0.98-2.60 inch

FREQUENCY BANDS

LTE / 4G GSM

617 MHz	5	6	8	12	13	14	17	960 MHz
	18	19	20	26	27	28	29	
	44	67	68	85	n81	n82	n83	
	n89							

LTE / 4G UMTS

1710 MHz	1	2	3	4	9	10	25	2170 MHz
	33	34	35	36	37	39	59	
	62	n80	n84	n86	n95			

LTE / 4G WCS DARS

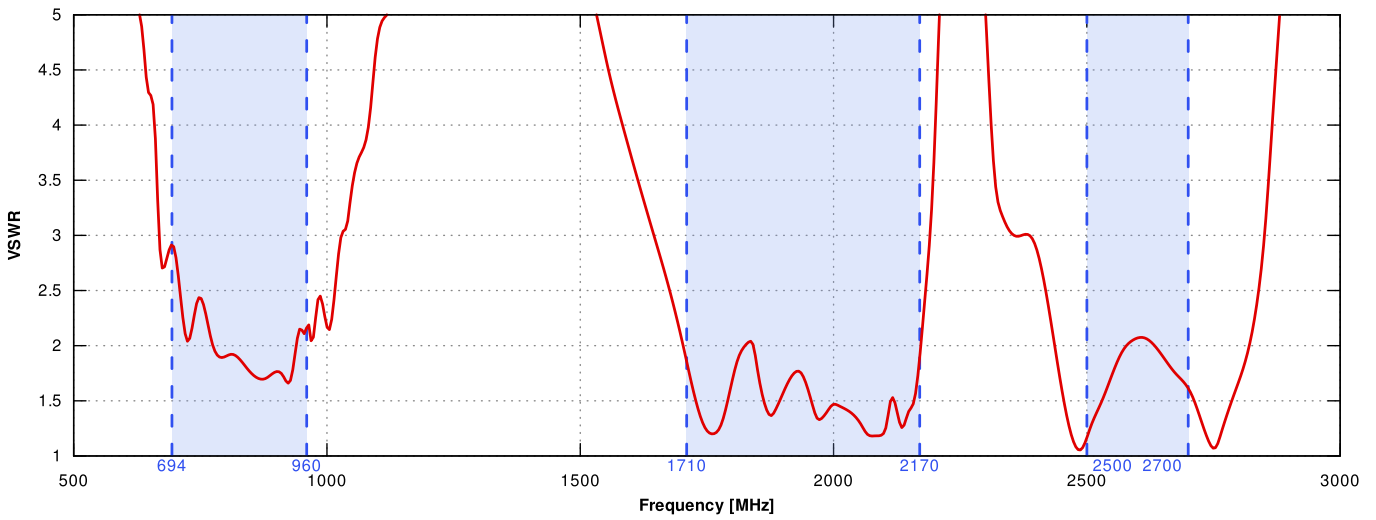
2300 MHz	30	40					2400 MHz
-------------	----	----	--	--	--	--	-------------

LTE / 4G

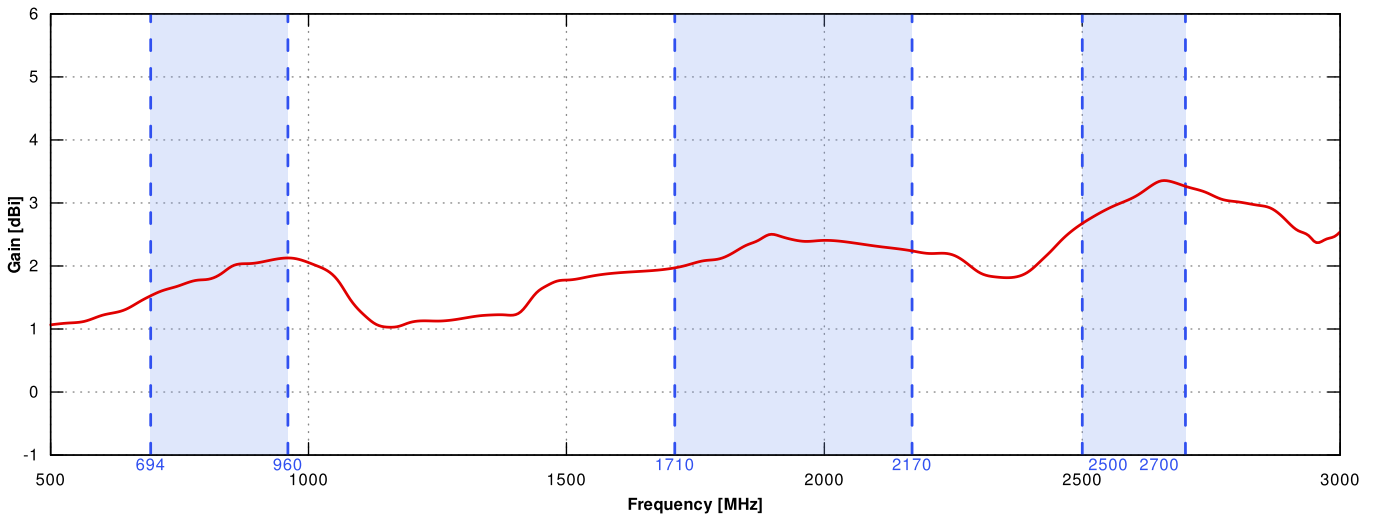
2400 MHz	7	38	41	53	69	n90	2700 MHz
-------------	---	----	----	----	----	-----	-------------

PLOTS

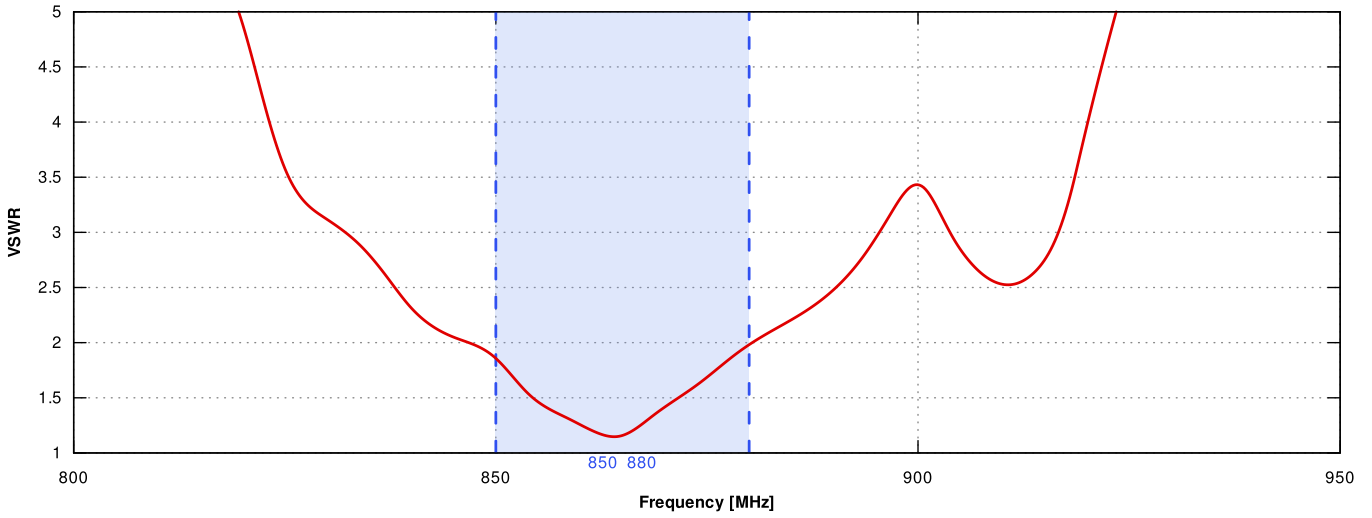
LTE VSWR



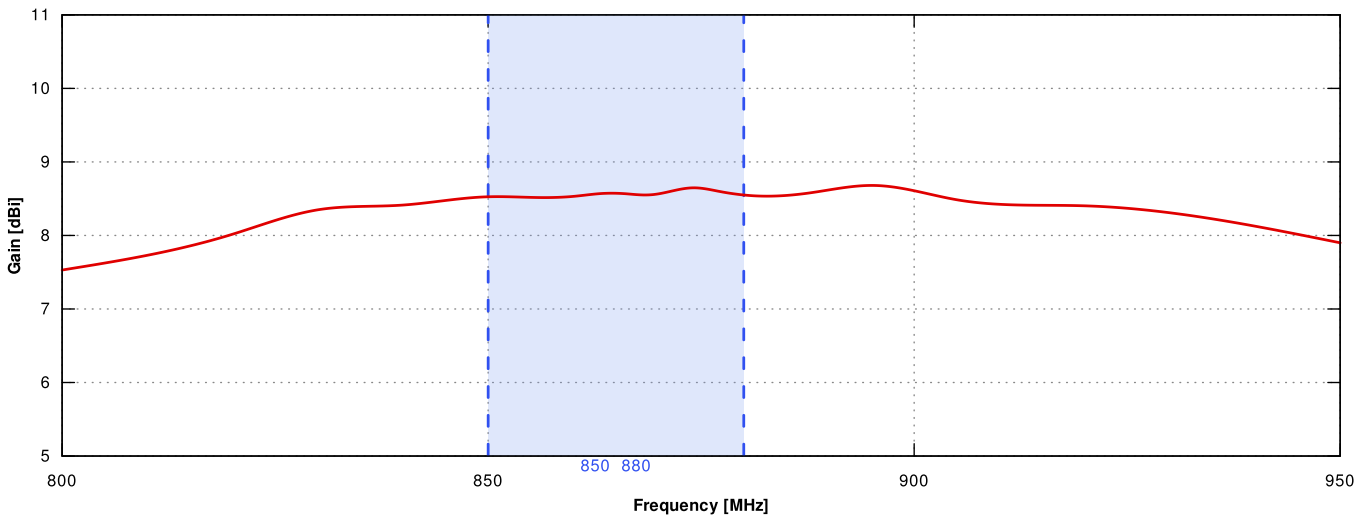
LTE Gain



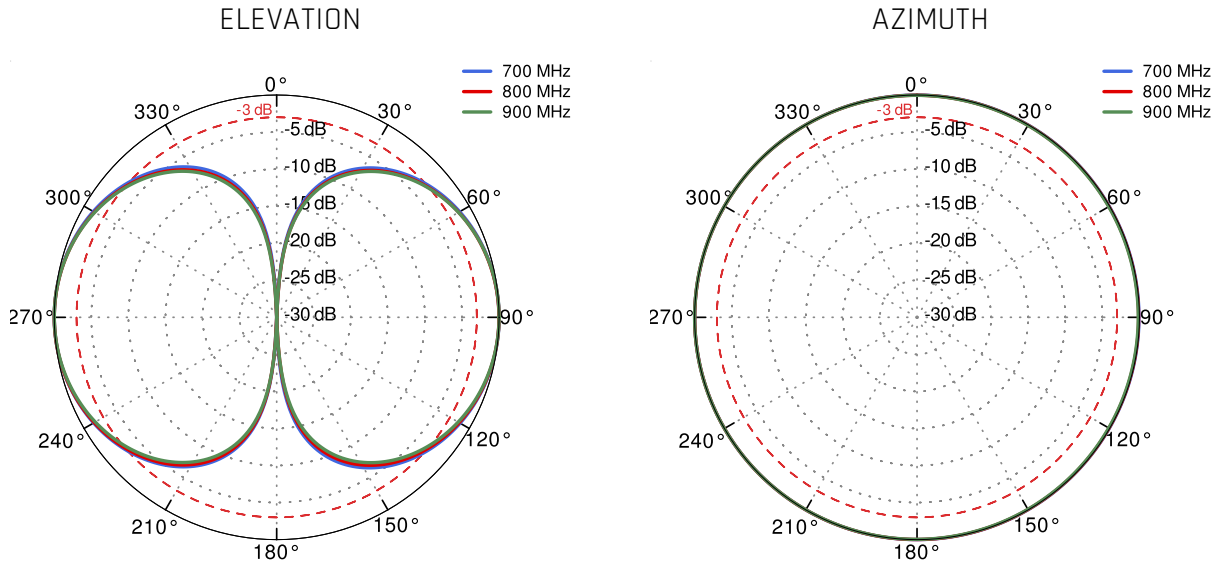
LoRa VSWR



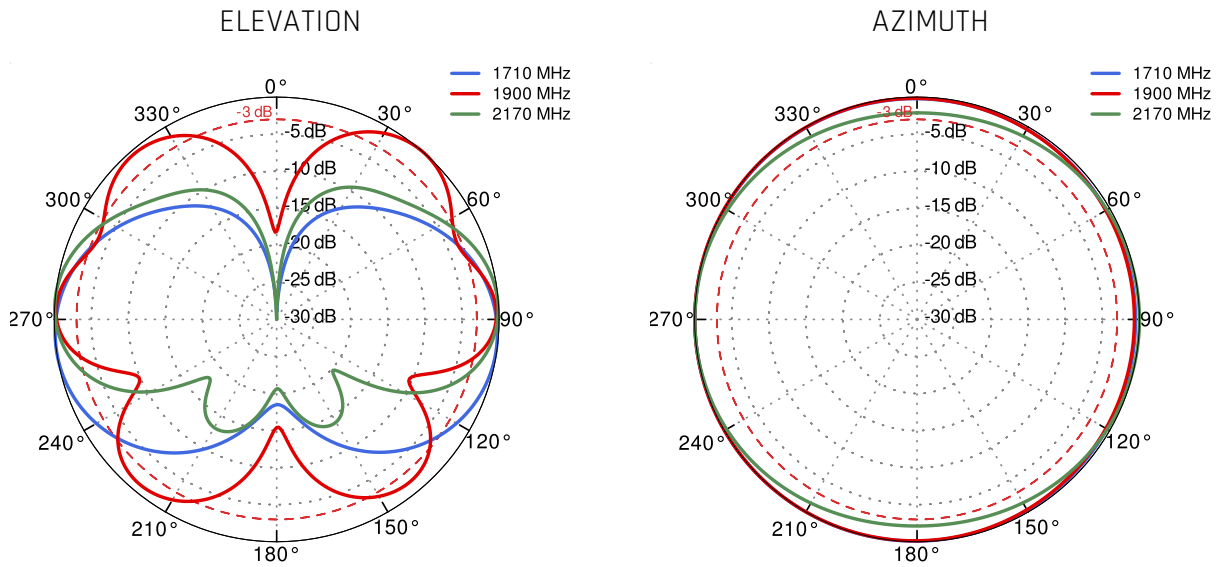
LoRa Gain



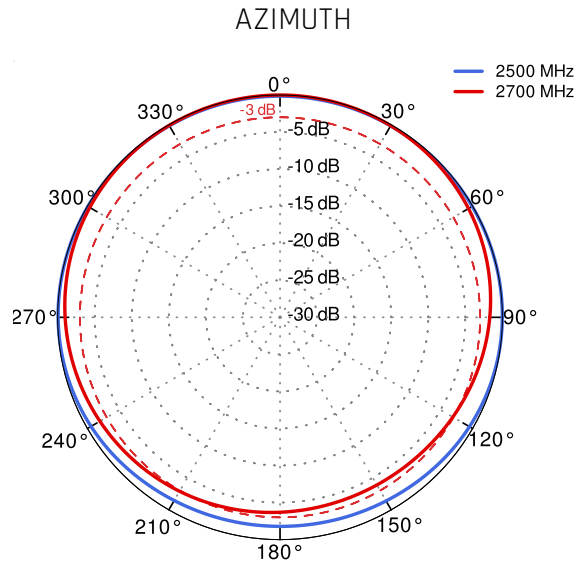
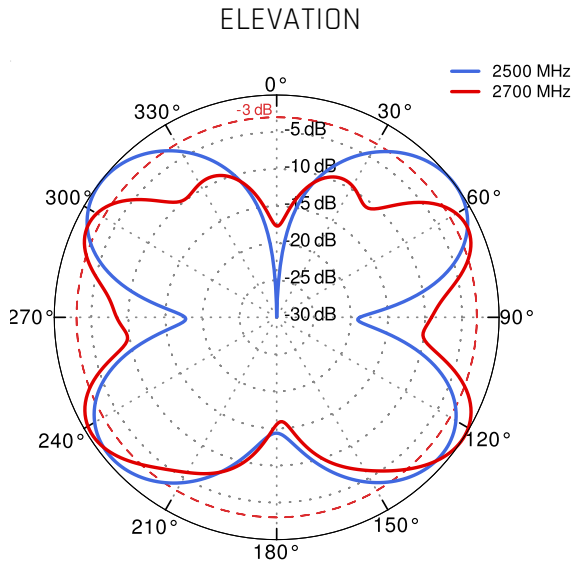
LTE From 700MHz to 900MHz



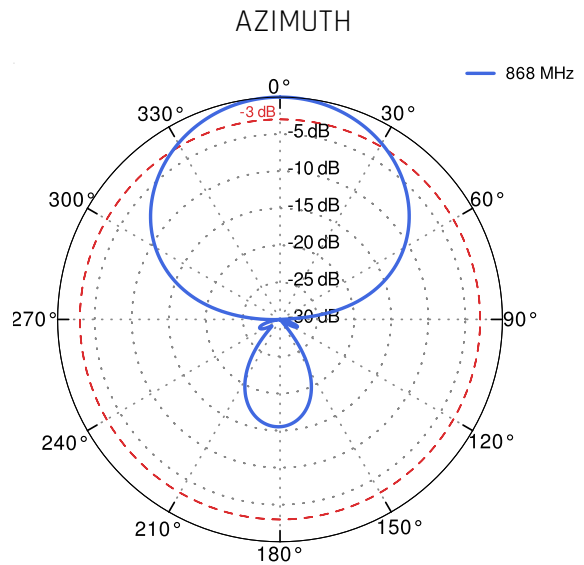
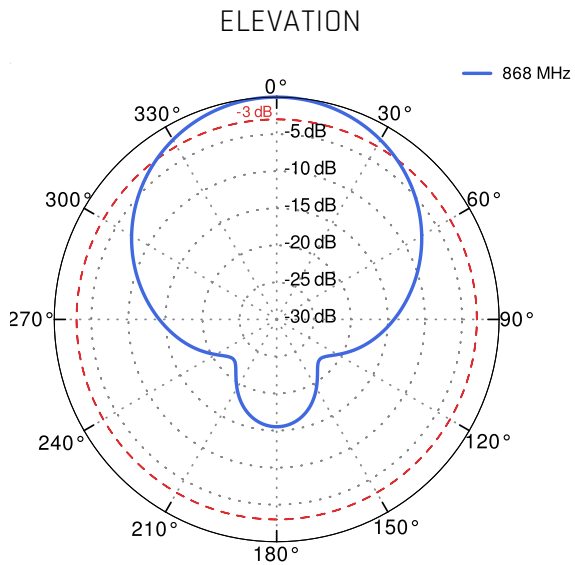
LTE From 1.71GHz to 2.17GHz



LTE From 2.3GHz to 2.7GHz



LoRa 868 MHz



DIMENSIONS

