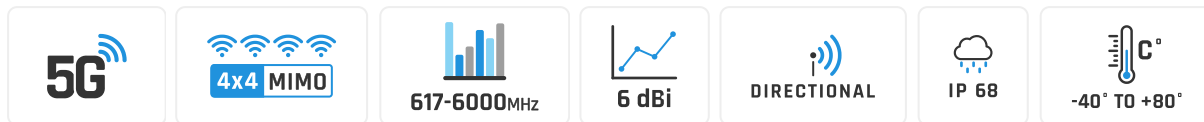



# QuMax for Robustel R5010

## INTEGRATED MULTI-BAND 5G/LTE DIRECTIONAL ANTENNA + PLACE TO INSTALL ROBUSTEL R5010 (ALL-IN-ONE)

QuMax antenna for Robustel R5010 router is a perfect outdoor device for improving the signal in rural/suburban and locations where the mobile signal is weak. It has embedded directional 5G/LTE antenna. If you use R5010 with QuMax antenna, you get an integrated complete solution with embedded router and multi band antennas in one enclosure.




 OUTDOOR ANTENNA WORKS IN **ANY WEATHER CONDITIONS**, IP68

 MOUNTING SYSTEM WITH TWO PLANES, 60 DEGREES REGULATION

 ANTENNA PERFECTLY MATCHED WITH THE ROBUSTEL R5010

 ALL ANTENNAS AND ROBUSTEL GATEWAY INTEGRATED IN ONE ENCLOSURE

 MADE IN **EUROPE**



## 5G/LTE ANTENNA SPECIFICATION

<b>FREQUENCY</b>	0.617 - 0.96 GHz 1.7 - 2.7 GHz 3.3 - 4.6 GHz 4.7 - 6.0 GHz
<b>SUPPORTED LTE BANDS</b>	1, 2, 3, 4, 5, 7, 8, 9, 10, 12, 13, 14, 17, 18, 19, 20, 22, 25, 26, 27, 28, 29, 30, 33, 34, 35, 36, 37, 38, 39, 40, 41, 42, 43, 44, 46, 47, 48, 49, 52, 53, 65, 66, 67, 68, 69, 71, 85, 103, 106
<b>SUPPORTED 5G BANDS</b>	n1, n2, n3, n5, n7, n8, n12, n13, n14, n18, n20, n25, n26, n28, n29, n30, n34, n38, n39, n40, n41, n46, n47, n48, n53, n65, n66, n67, n71, n77, n78, n80, n81, n82, n83, n84, n85, n86, n89, n90, n95, n97, n98, n100, n101, n256
<b>GAIN</b>	0.617 - 0.96 GHz: 6 dBi 1.7 - 2.7 GHz: 7 dBi 3.3 - 4.6 GHz: 7 dBi 4.7 - 6.0 GHz: 5.5 dBi
<b>VSWR</b>	<2.00, max <3.00
<b>BEAMWIDTH</b>	80°/80° ±15°
<b>POLARIZATION</b>	X (±45degrees)
<b>IMPEDANCE</b>	50 Ω

## MECHANICAL SPECIFICATION

<b>MATERIALS</b>	ABS, aluminum, PTFE, Fiberglass
<b>INGRESS PROTECTION</b>	IP68
<b>CONNECTOR TYPE</b>	RJ45
<b>DIMENSIONS</b>	486.0 x 292.2 x 175 mm 19.13 x 11.50 x 6.87 inch
<b>WEIGHT</b>	2.8 kg 6.17 lbs
<b>OPERATING TEMPERATURE</b>	From -40°C to 80°C From -40°F to 176°F
<b>ENCLOSURE RECOMMENDED TIGHTENING TORQUE</b>	0.6 - 0.8 Nm
<b>MAST DIAMETER</b>	25-66mm 0.98-2.60 inch

# FREQUENCY BANDS

**LTE / 4G**

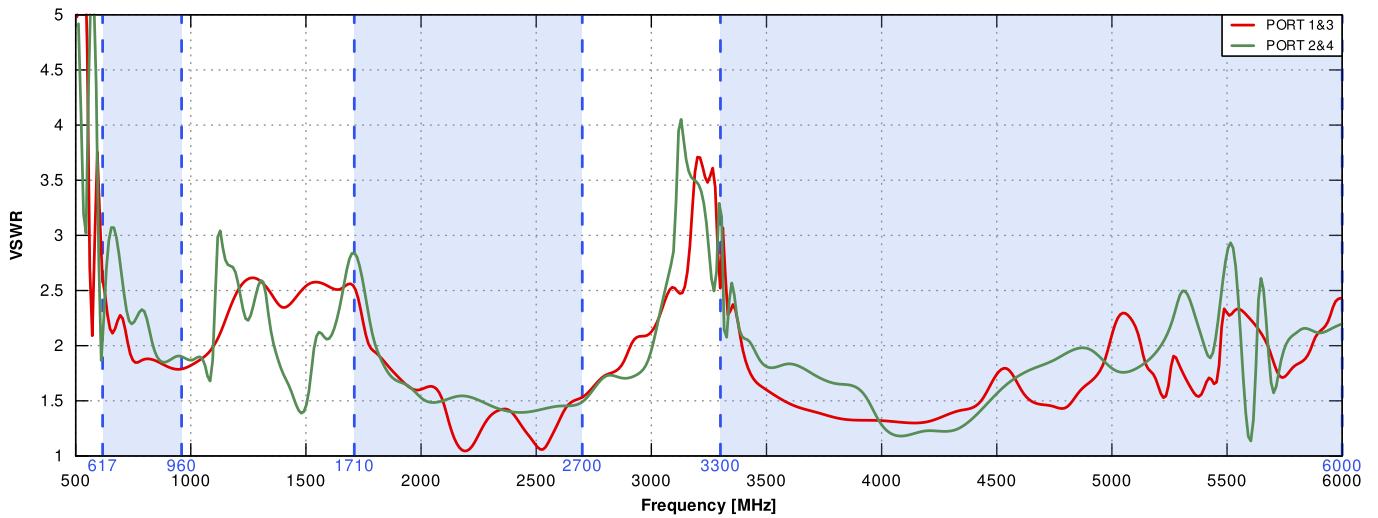
617 MHz	1	2	3	4	5	7	8	6000 MHz
	9	10	12	13	14	17	18	
	19	20	22	25	26	27	28	
	29	30	33	34	35	36	37	
	38	39	40	41	42	43	44	
	46	47	48	49	52	53	65	
	66	67	68	69	71	85	103	
	106							

**5G**

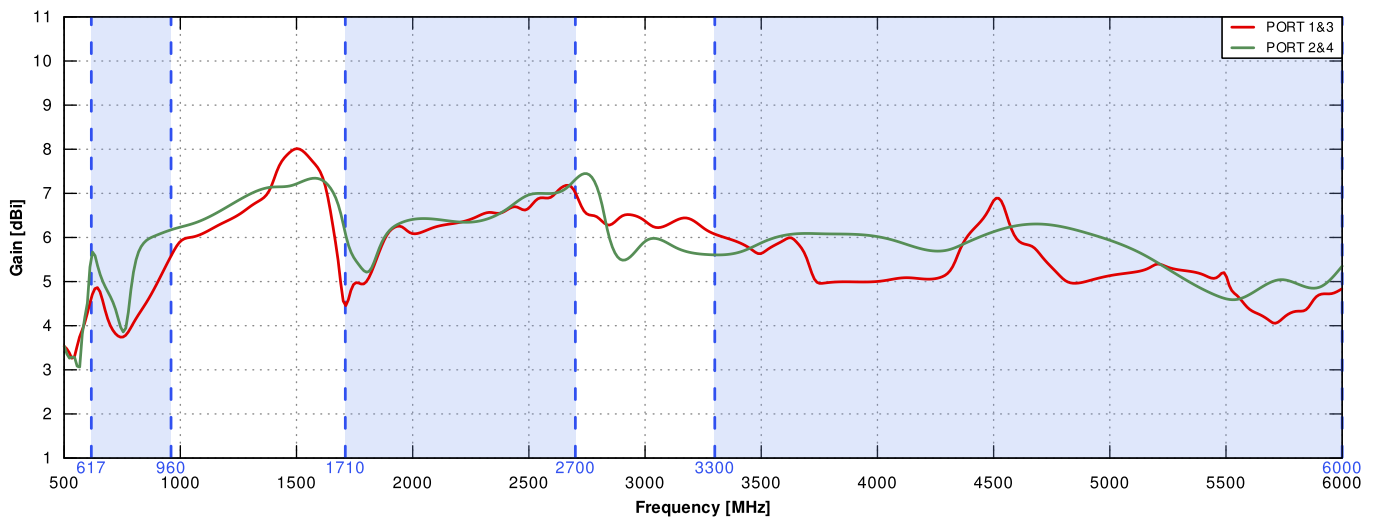
617 MHz	n1	n2	n3	n5	n7	n8	n12	6000 MHz
	n13	n14	n18	n20	n25	n26	n28	
	n29	n30	n34	n38	n39	n40	n41	
	n46	n47	n48	n53	n65	n66	n67	
	n71	n77	n78	n80	n81	n82	n83	
	n84	n85	n86	n89	n90	n95	n97	
	n98	n100	n101	n256				

# PLOTS

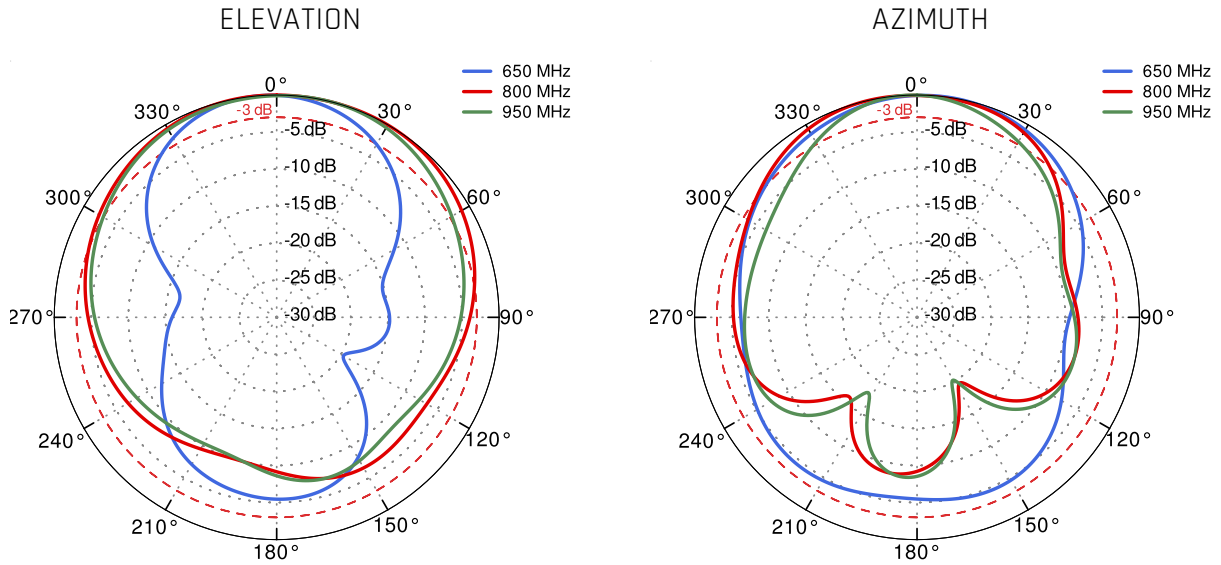
## 5G/LTE VSWR



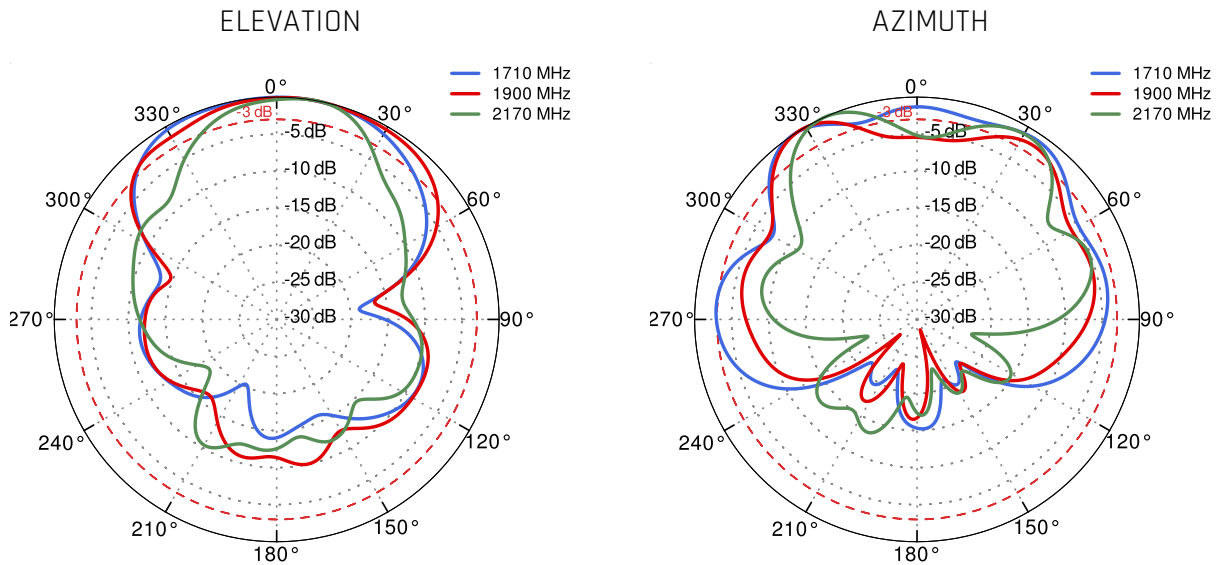
## 5G/LTE Gain

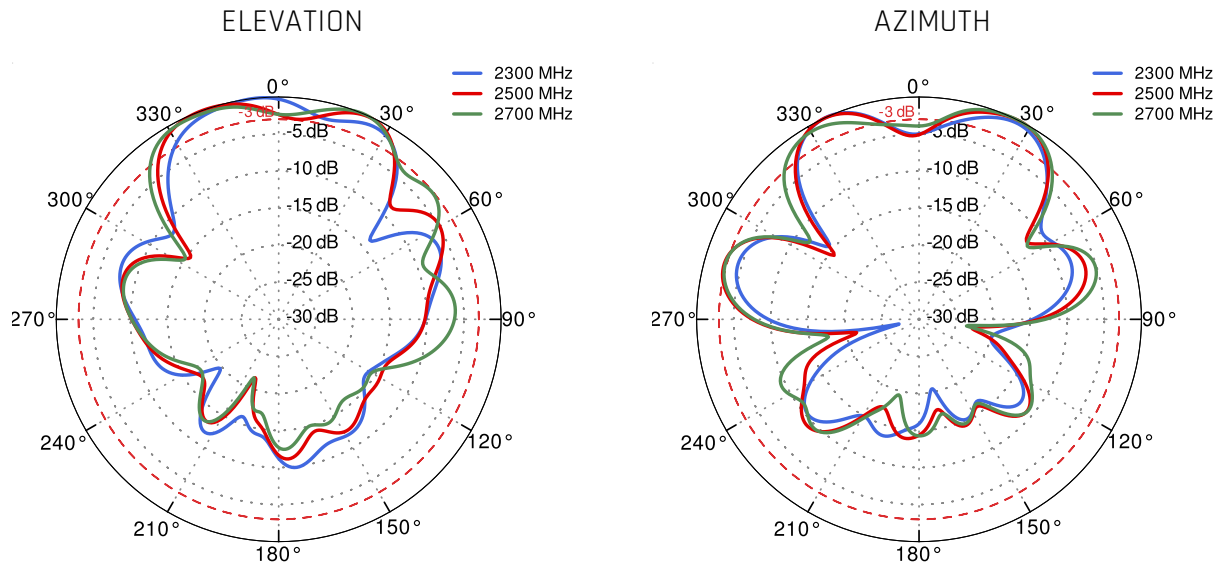
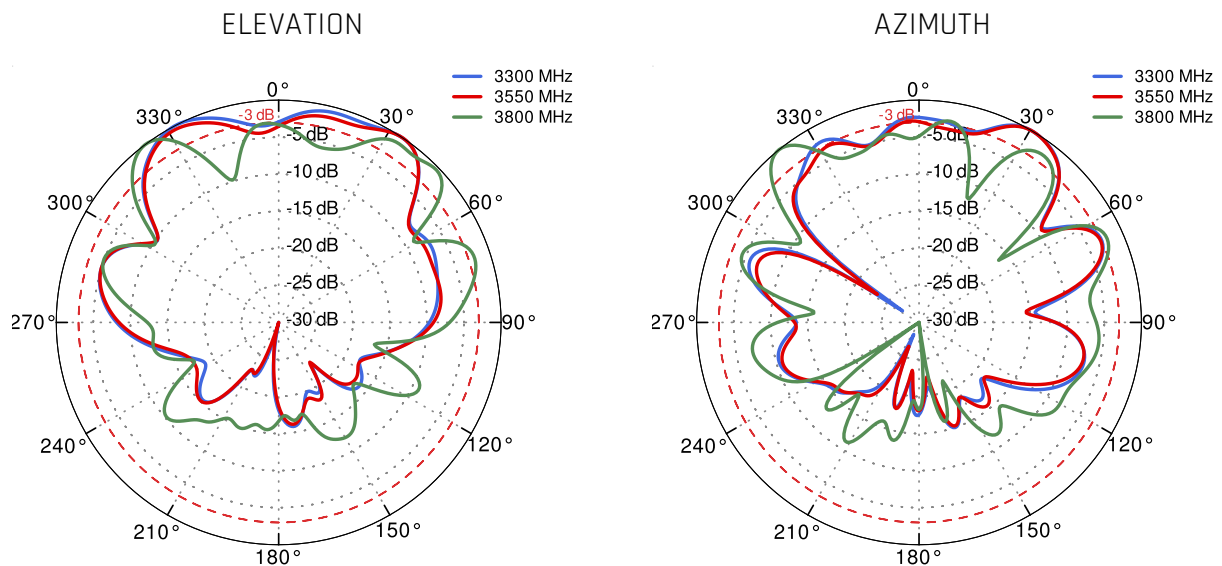


PORT 1&3 - 5G/LTE From 650MHz to 950MHz

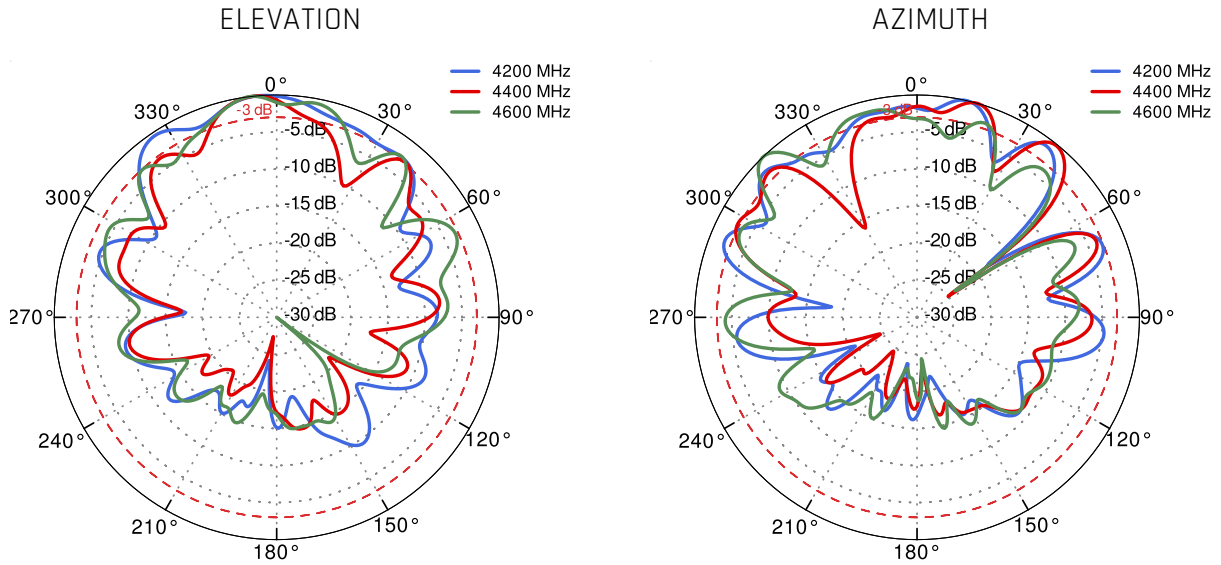


PORT 1&3 - 5G/LTE From 1.71GHz to 2.17GHz

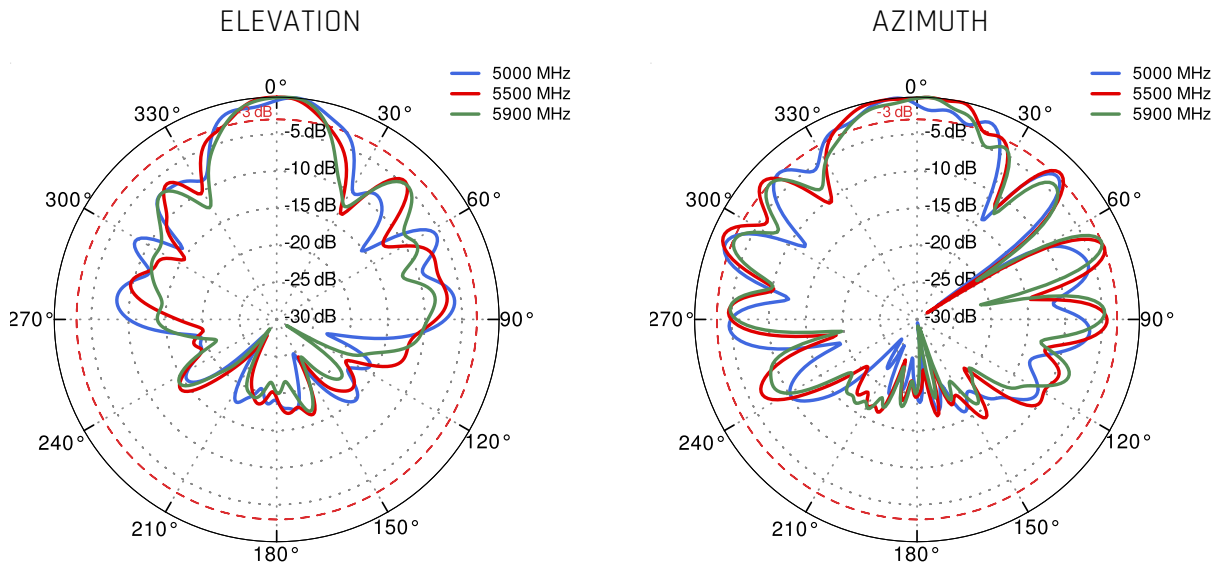


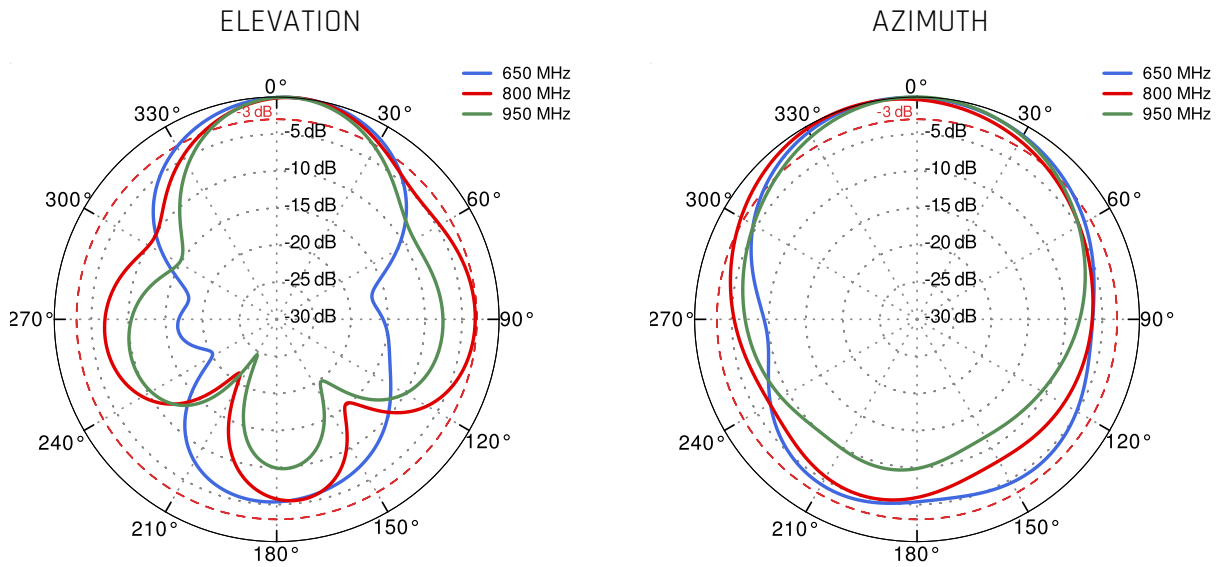
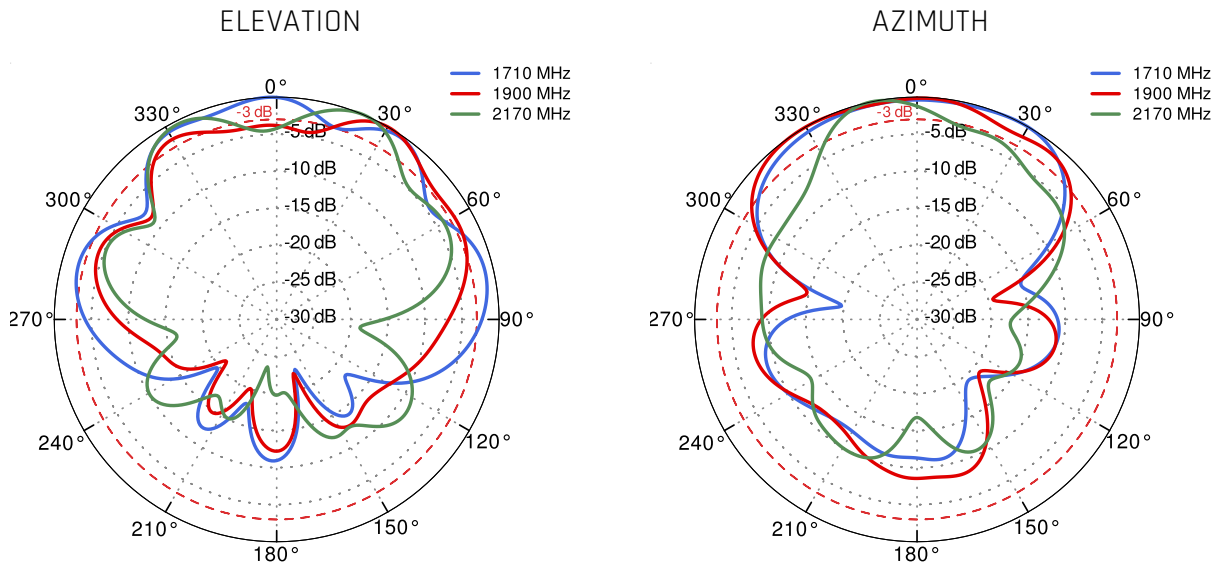
**PORT 1&3 - 5G/LTE From 2.3GHz to 2.7GHz**

**PORT 1&3 - 5G/LTE From 3.3GHz to 3.8GHz**


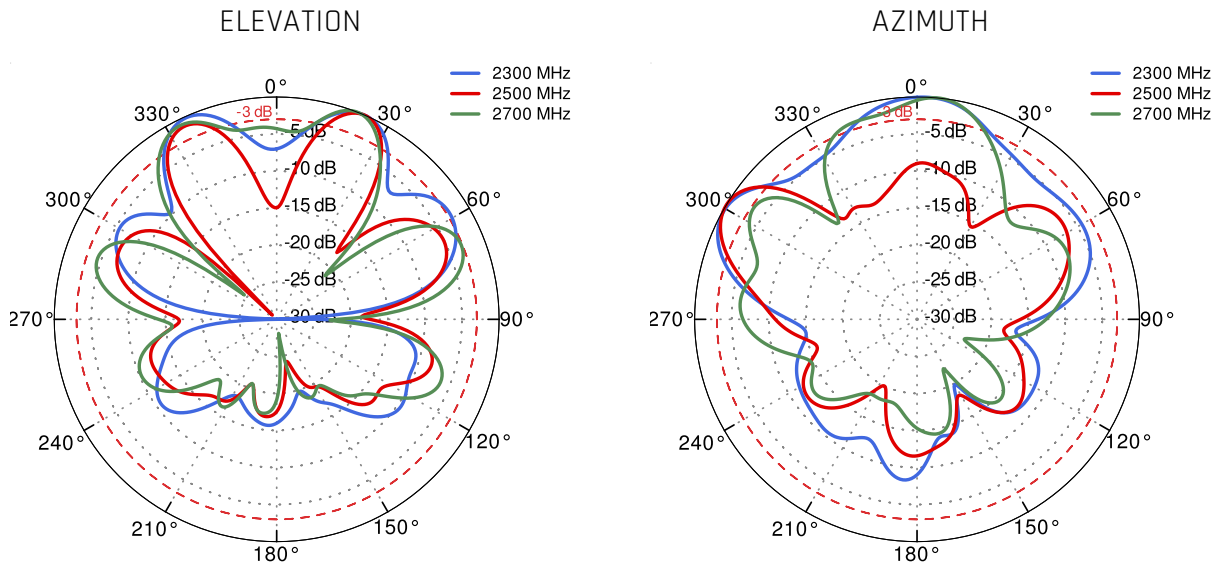
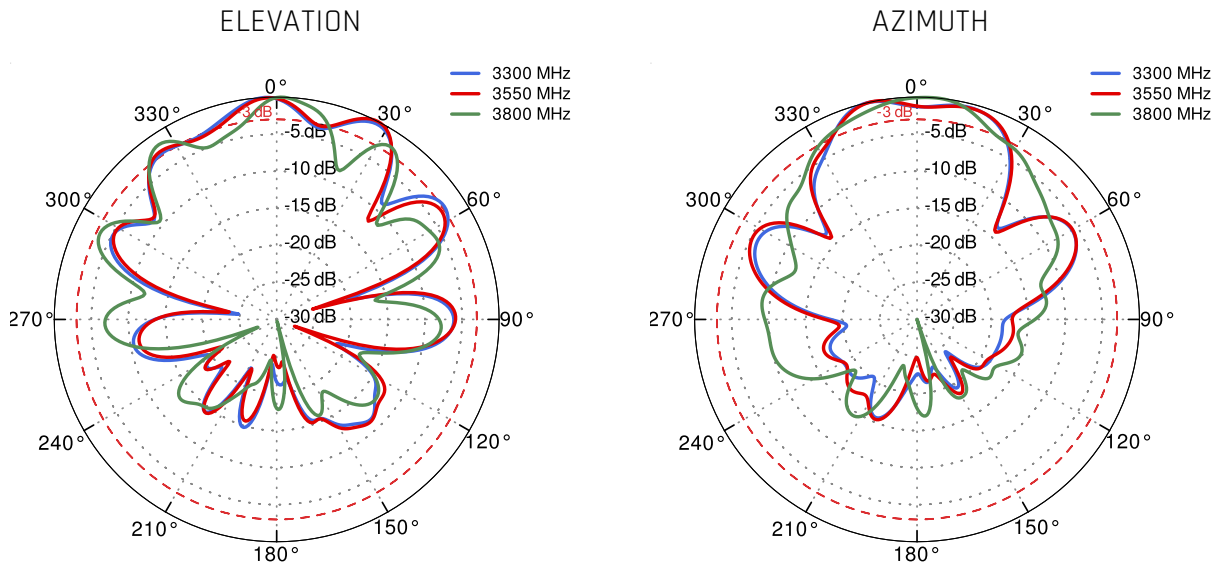
PORT 1&3 - 5G/LTE From 4.2GHz to 4.6GHz



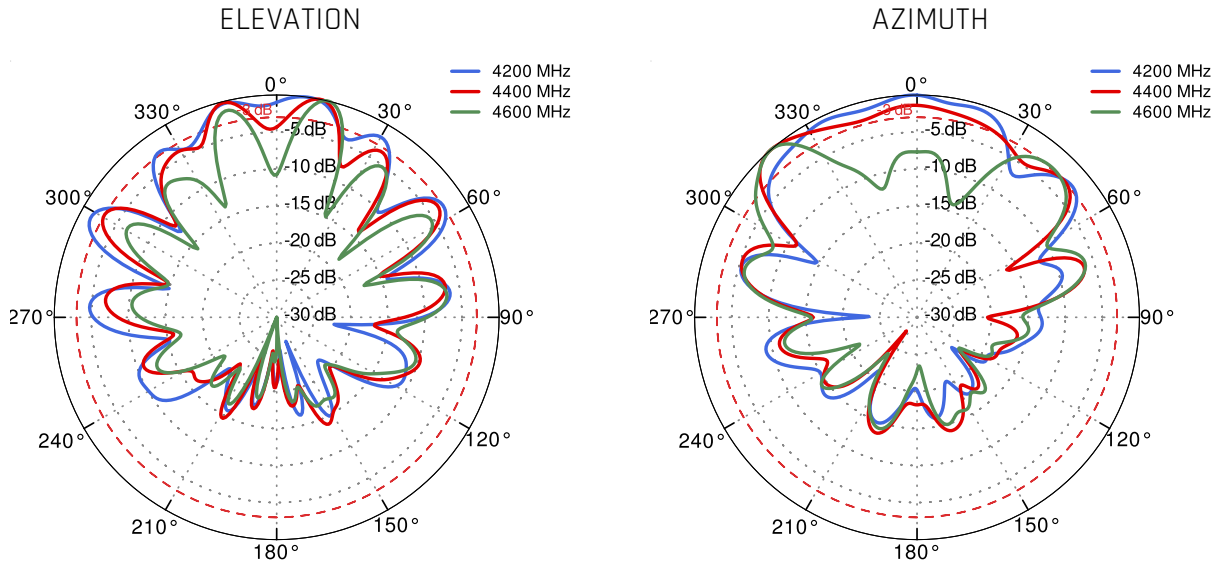
PORT 1&3 - 5G/LTE From 5.0GHz to 5.9GHz



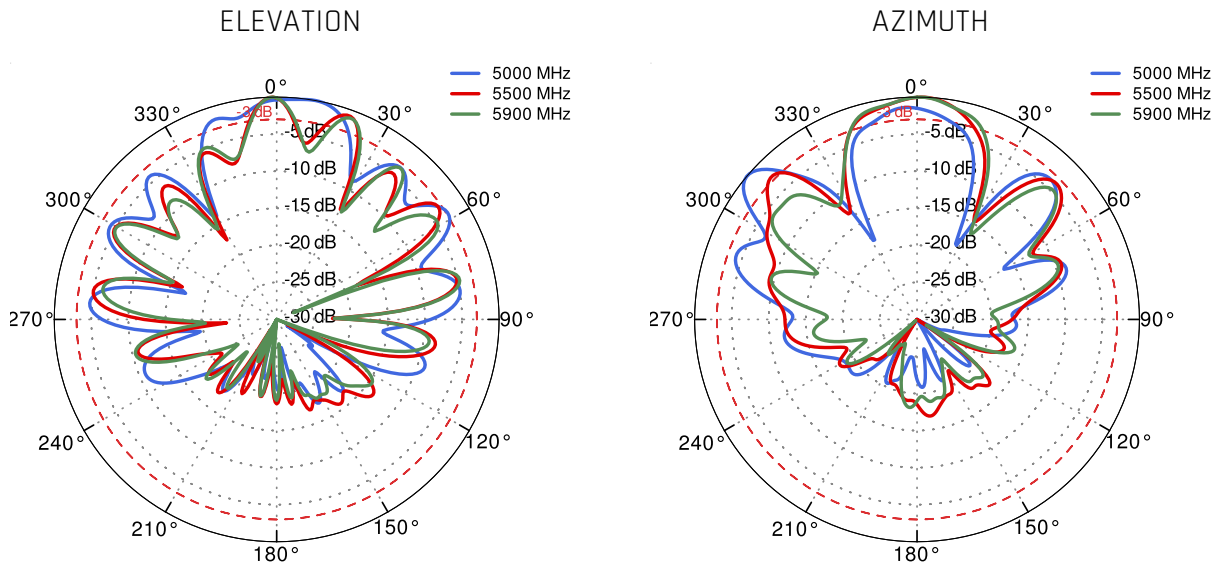
**PORT 2&4 - 5G/LTE From 650MHz to 950MHz**

**PORT 2&4 - 5G/LTE From 1.71GHz to 2.17GHz**


**PORT 2&4 - 5G/LTE From 2.3GHz to 2.7GHz**

**PORT 2&4 - 5G/LTE From 3.3GHz to 3.8GHz**


PORT 2&4 - 5G/LTE From 4.2GHz to 4.6GHz



PORT 2&4 - 5G/LTE From 5.0GHz to 5.9GHz



## **DIMENSIONS**

