QuMax for Sierra Wireless RV55

INTEGRATED MULTI-BAND 5G DIRECTIONAL ANTENNA + WI-FI 6E OMNI ANTENNA + GPS ANTENNA + POE SPLITTER + PLACE TO INSTALL SIERRA WIRELESS RV55 (ALL-IN-ONE)

QuMax for Sierra Wireless RV55 router is a perfect outdoor device for improving the signal in rural/suburban and locations where the mobile signal is weak. It has embedded directional 5G, omni Wi-Fi and GPS antenna. If you use RV55 with QuMax antenna, you get an integrated complete solution with embedded router and multi band antennas in one enclosure.
The set contains a Passive PoE splitter, allowing you to split data and power from a single Ethernet cable and maintain gigabit transfer speeds while protecting the LAN port from damage caused by overvoltage, short circuit or improper connection.

5G | BAND 71 | 2x2 MIMO | 617-6500MHz | 8 dBi | Wi Fi 6E | GPS | DIRECTIONAL | IP 68 | -40° TO +80°

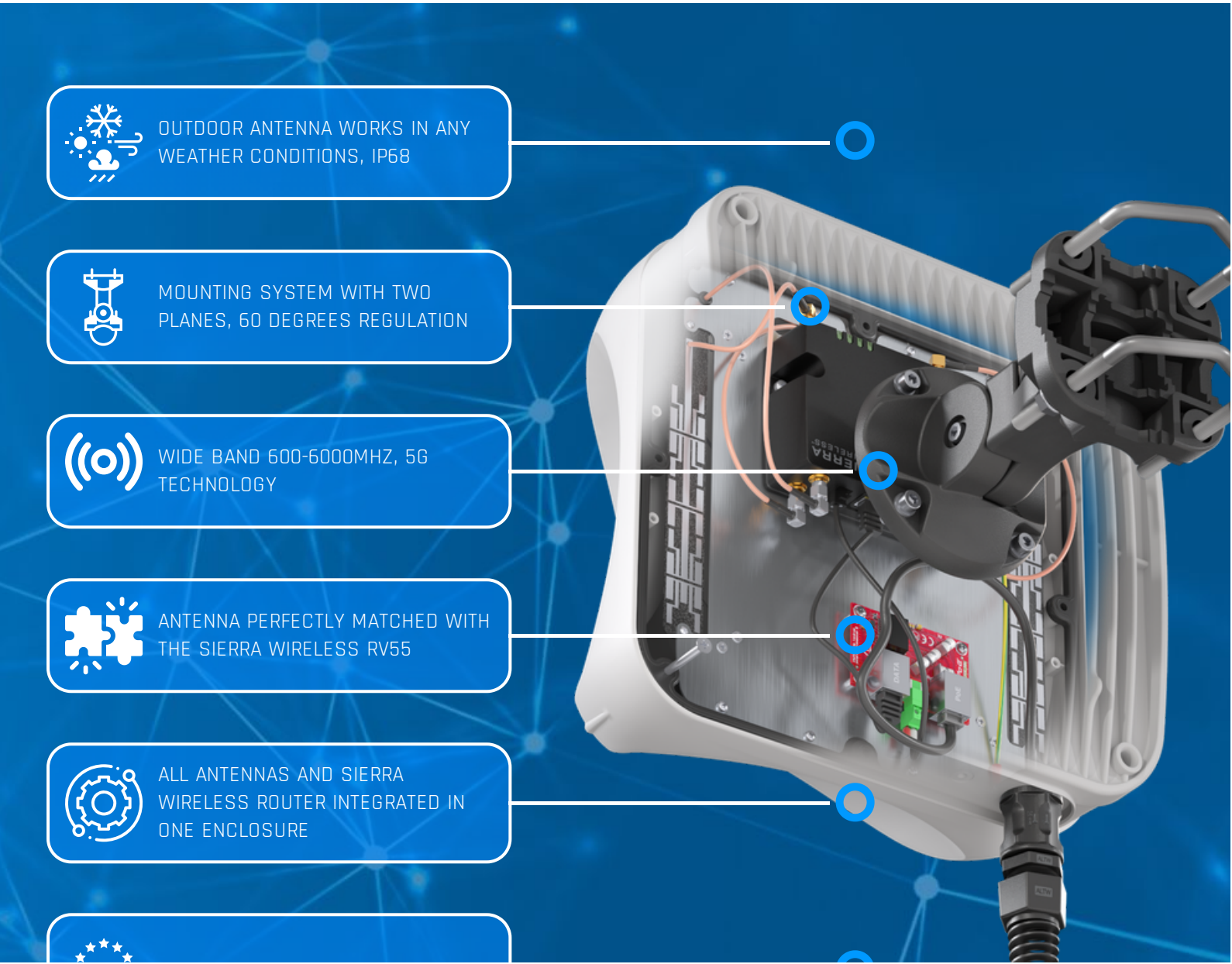

5G / LTE ANTENNA SPECIFICATION

FREQUENCY	0.617 - 1.0 GHz 1.0 - 3.08 GHz 3.3 - 5.0 GHz 5.0 - 6.5 GHz
MAX. GAIN	0.617 - 1.0 GHz : 6 dBi 1.0 - 3.08 GHz : 8 dBi 3.3 - 5.0 GHz : 6.8 dBi 5.0 - 6.5 GHz : 5.5 dBi
SUPPORTED LTE BANDS	1, 2, 3, 4, 5, 6, 7, 8, 9, 10, 11, 12, 13, 14, 17, 18, 19, 20, 21, 22, 23, 24, 25, 26, 27, 28, 29, 30, 32, 33, 34, 35, 36, 37, 38, 39, 40, 41, 42, 43, 44, 45, 46, 47, 48, 49, 50, 51, 52, 53, 54, 65, 66, 67, 68, 69, 70, 71, 74, 75, 76, 85, 103, 106, 111, 252, 253, 254, 255, 256
SUPPORTED 5G BANDS	n1, n2, n3, n5, n7, n8, n12, n13, n14, n18, n20, n24, n25, n26, n28, n29, n30, n34, n38, n39, n40, n41, n46, n47, n48, n50, n51, n53, n54, n65, n66, n67, n68, n70, n71, n74, n75, n76, n77, n78, n79, n80, n81, n82, n83, n84, n85, n86, n89, n90, n91, n92, n93, n94, n95, n97, n98, n99, n100, n101, n102, n106, n109, n110, n250, n251, n252, n253, n254, n255, n256
VSWR	<2.00, max <3.00
BEAMWIDTH	80°/80° ±15°
POLARIZATION	X (+-45degrees)
IMPEDANCE	50 Ω

Copyright © 2023, Wireless Instruments. Specifications and information given in this document are subject to change without prior notice.

WI-FI ANTENNA SPECIFICATION

FREQUENCY	2.4 - 2.5 GHz 5.0 - 7.2 GHz
MAX. GAIN	2.4 - 2.5 GHz: 6dBi 5 GHz: 7.5dBi 7 GHz: 7.5dBi
VSWR	< 1.50, max < 2.00
BEAMWIDTH	360°/25°
POLARIZATION	Vertical
IMPEDANCE	50 Ω

MECHANICAL SPECIFICATION

MATERIALS	ASA, aluminum, PTFE, fiberglass
CONNECTOR TYPE	RJ45
INGRESS PROTECTION	IP68
DIMENSIONS	26.9 x 26.95 x 19 cm 10.6 x 10.6 x 7.48 inch
WEIGHT	2.8 kg 6.17 lbs
OPERATING TEMPERATURE	From -40°C to 80°C From -40°F to 176°F
ENCLOSURE RECOMMENDED TIGHTENING TORQUE	0.6 - 0.8 Nm

Copyright © 2023, Wireless Instruments. Specifications and information given in this document are subject to change without prior notice.

MAST DIAMETER	25-66mm 0.98-2.60 inch

FREQUENCY BANDS

LTE / 4G	617 MHz 1 2 3 4 5 7 8 9 10 12 13 14 17 18 19 20 22 25 26 27 28 29 30 33 34 35 36 37 38 39 40 41 42 43 44 46 47 48 49 52 53 65 66 67 68 69 71 85 103 106 6000 MHz
5G	617 MHz n1 n2 n3 n5 n7 n8 n12 n13 n14 n18 n20 n25 n26 n28 n29 n30 n34 n38 n39 n40 n41 n46 n47 n48 n53 n65 n66 n67 n71 n77 n78 n79 n80 n81 n82 n83 n84 n85 n86 n89 n90 n95 n97 n98 n100 n101 n256 6000 MHz

Copyright © 2023, Wireless Instruments. Specifications and information given in this document are subject to change without prior notice.

PLOTS

5G/LTE VSWR

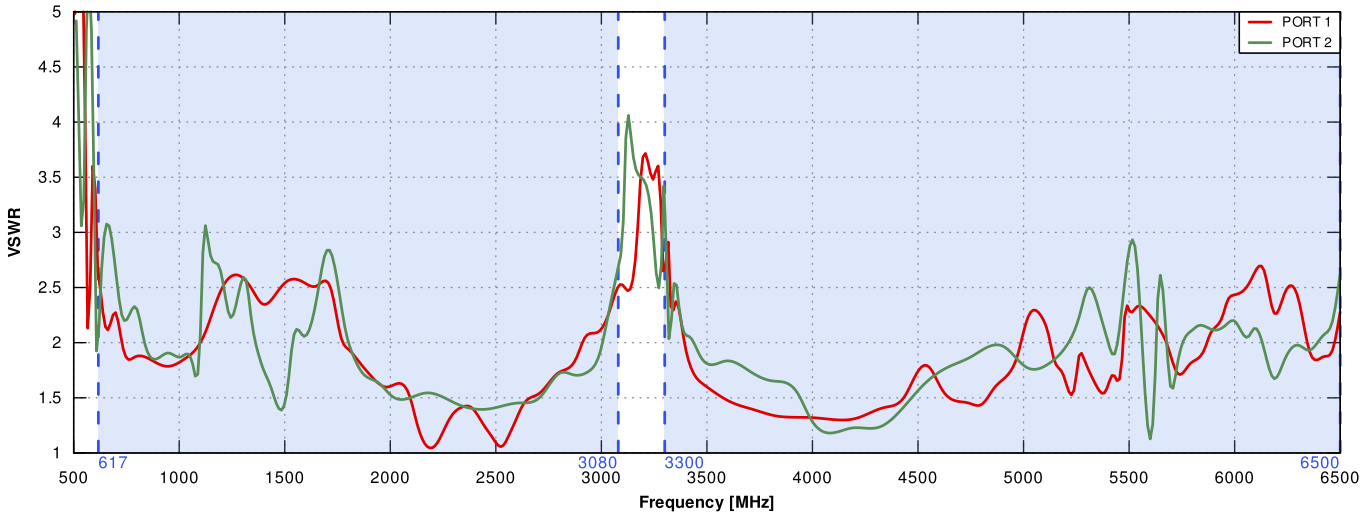

WI-FI VSWR

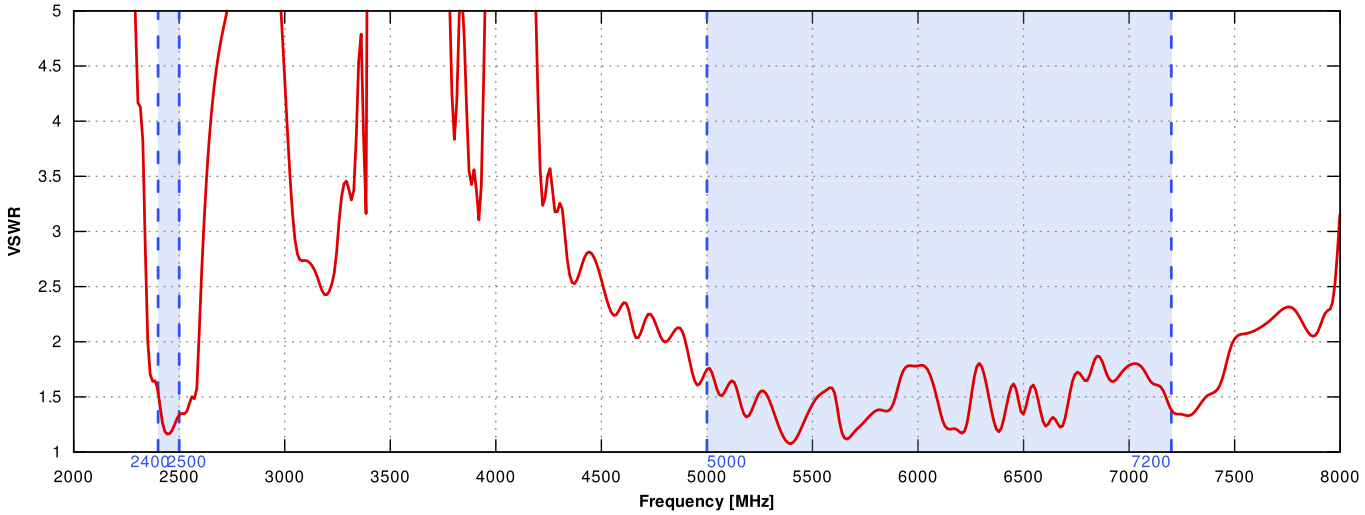

Copyright © 2023, Wireless Instruments. Specifications and information given in this document are subject to change without prior notice.

5G/LTE Gain

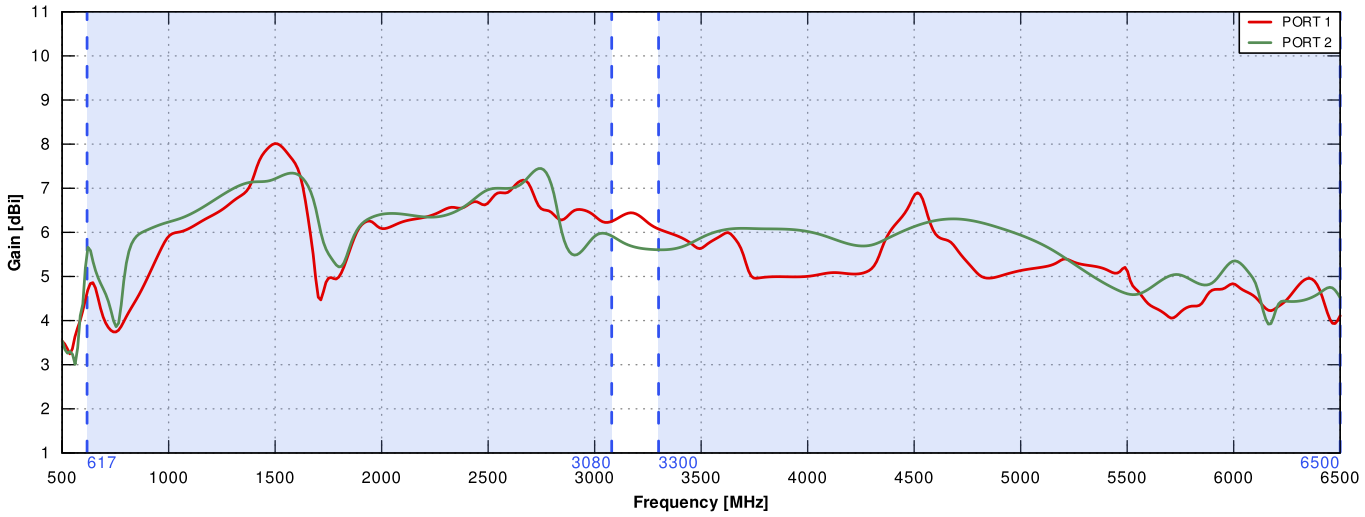

WI-FI Gain

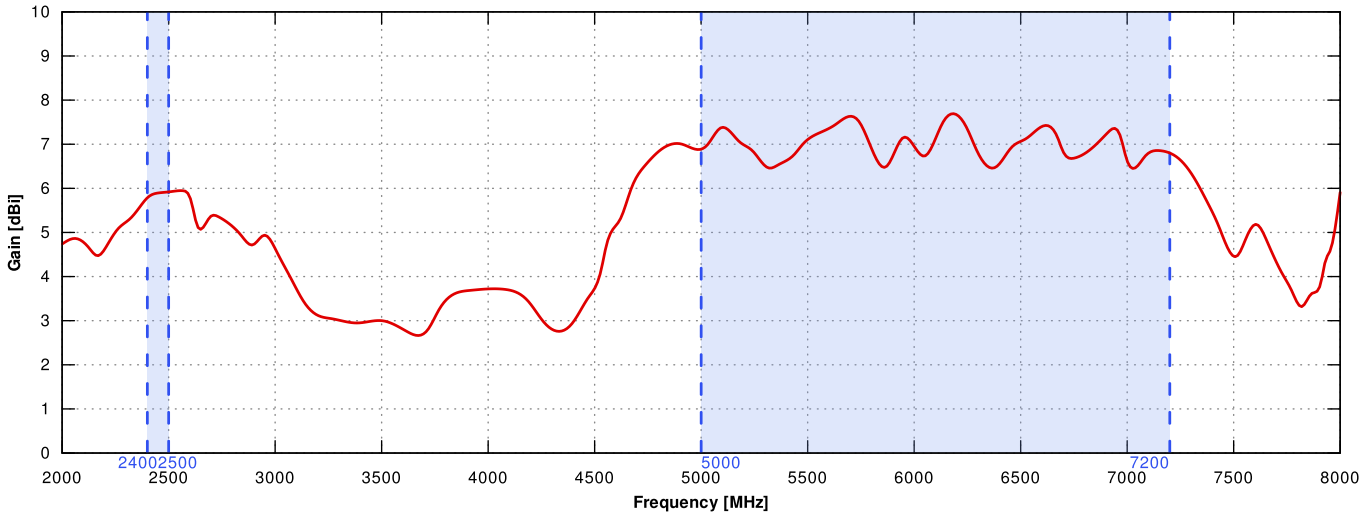

Copyright © 2023, Wireless Instruments. Specifications and information given in this document are subject to change without prior notice.

PORT 1 - 5G/LTE from 700MHz to 900MHz

ELEVATION

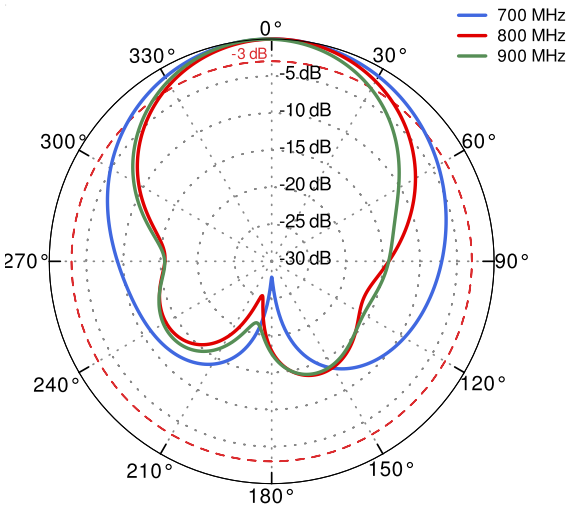

AZIMUTH

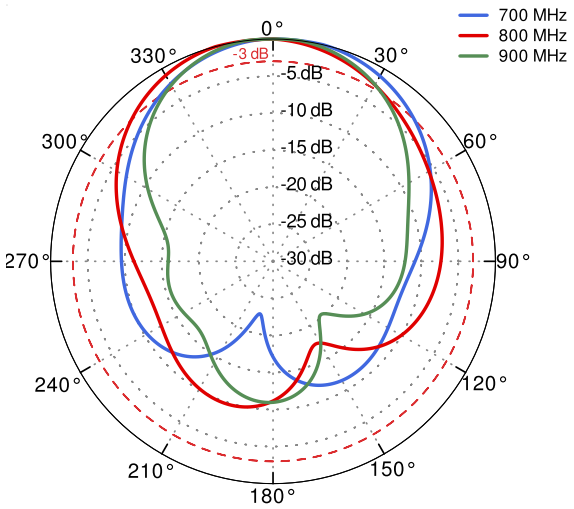

PORT 1 - 5G/LTE from 1.71GHz to 2.17GHz

ELEVATION

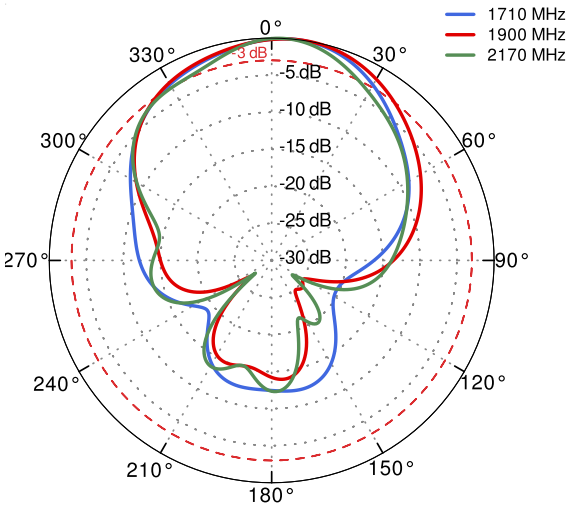

AZIMUTH

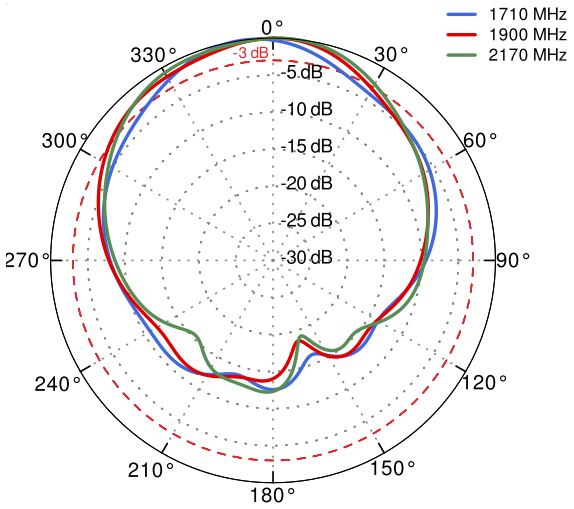

Copyright © 2023, Wireless Instruments. Specifications and information given in this document are subject to change without prior notice.

PORT 1 - 5G/LTE from 2.3GHz to 2.7GHz

ELEVATION

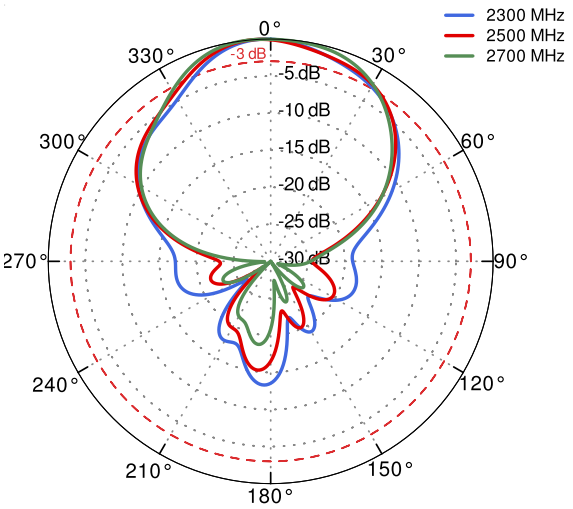

AZIMUTH

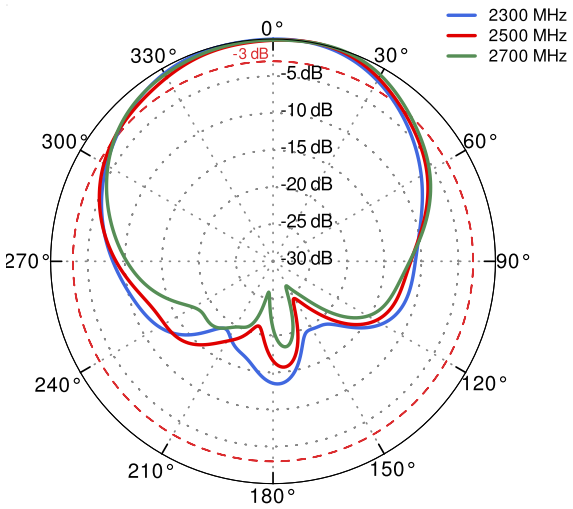

PORT 1 - 5G/LTE from 3.3GHz to 3.8GHz

ELEVATION

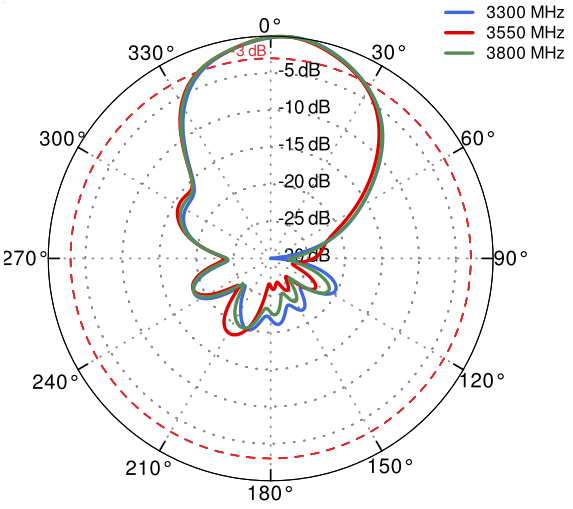

AZIMUTH

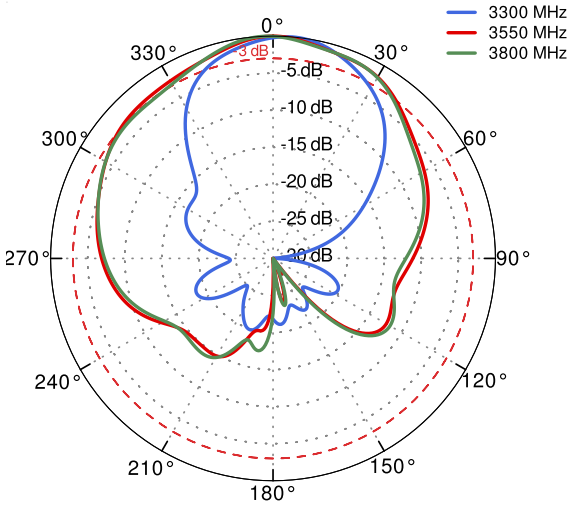

Copyright © 2023, Wireless Instruments. Specifications and information given in this document are subject to change without prior notice.

PORT 2 - 5G/LTE from 700MHz to 900MHz

ELEVATION

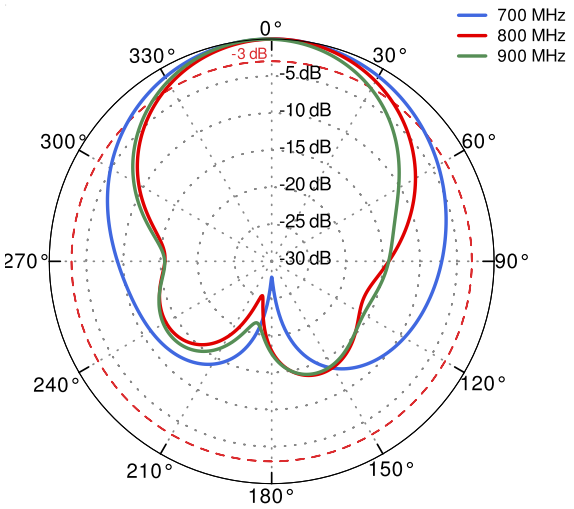

AZIMUTH

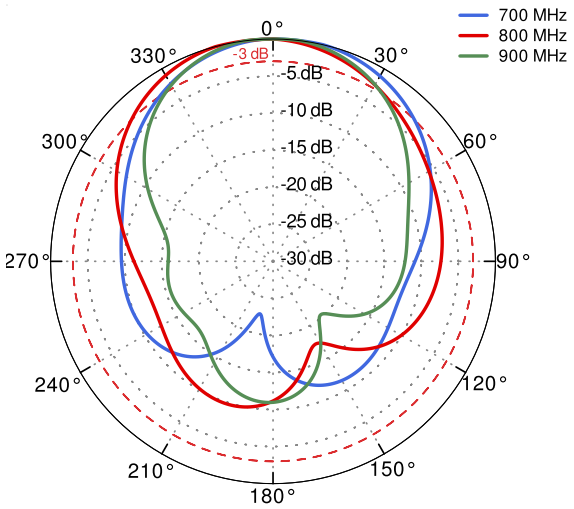

PORT 2 - 5G/LTE from 1.71GHz to 2.17GHz

ELEVATION

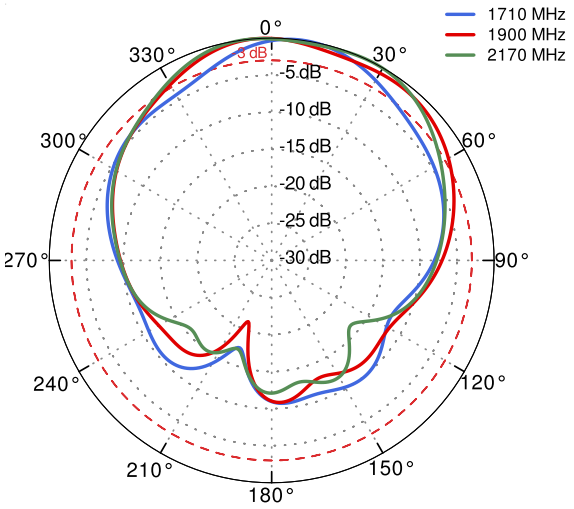

AZIMUTH

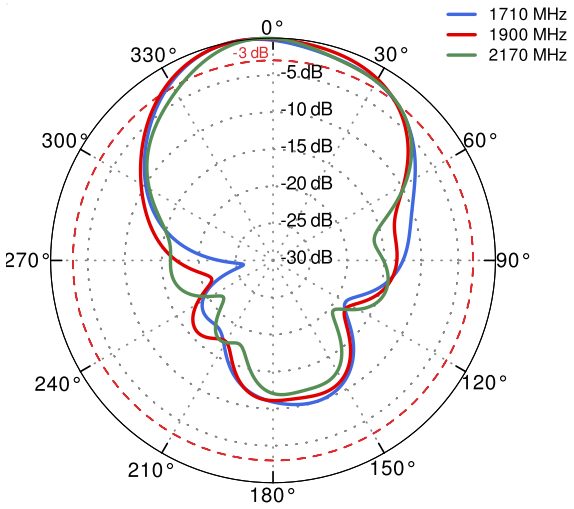

Copyright © 2023, Wireless Instruments. Specifications and information given in this document are subject to change without prior notice.

PORT 2 - 5G/LTE from 2.3GHz to 2.7GHz

ELEVATION

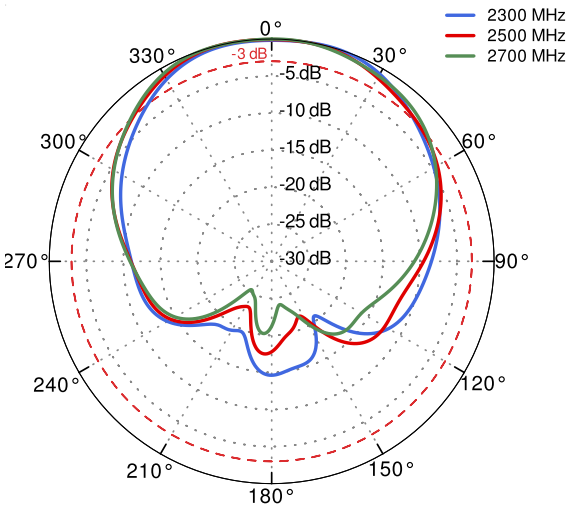

AZIMUTH

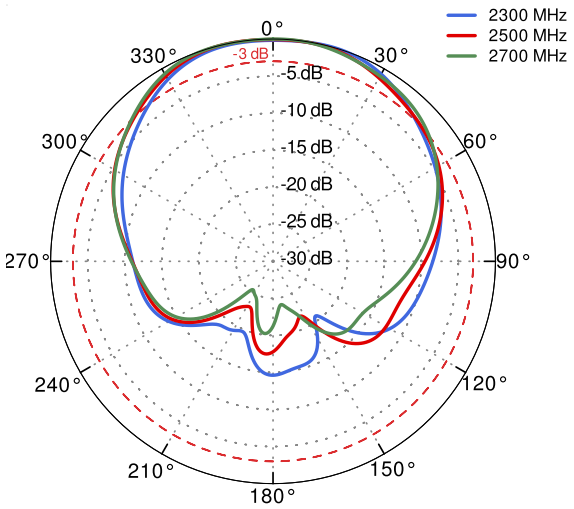

PORT 2 - 5G/LTE from 3.3GHz to 3.8GHz

ELEVATION

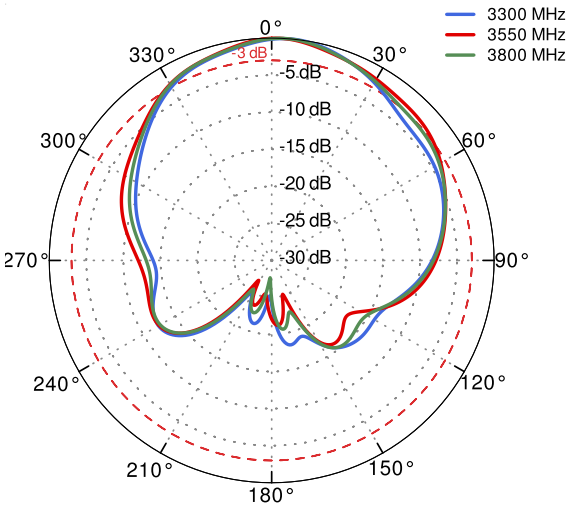

AZIMUTH

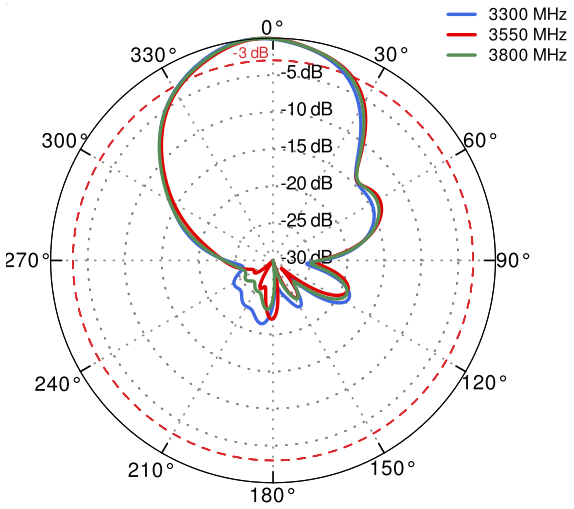

Copyright © 2023, Wireless Instruments. Specifications and information given in this document are subject to change without prior notice.

Wi-Fi From 2.4 GHz to 6.5 GHz

ELEVATION

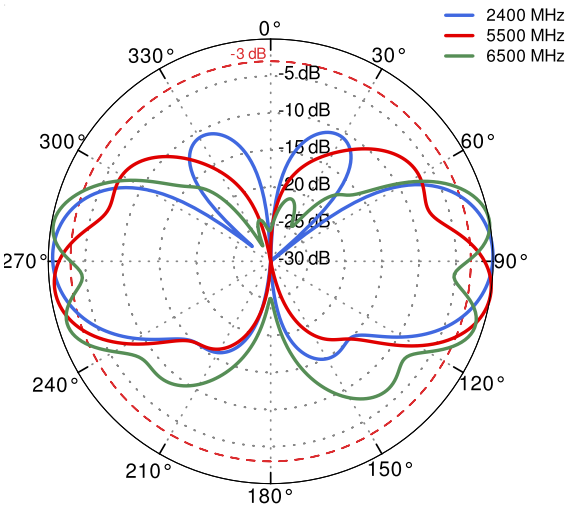

AZIMUTH

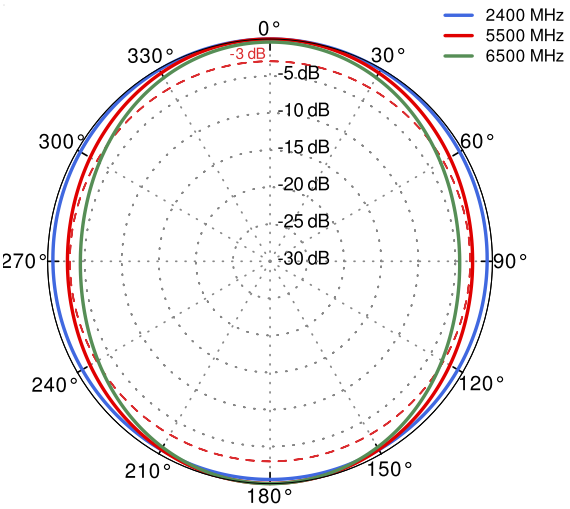

DIMENSIONS



QuWireless
WWW.QUWIRELESS.COM

Sales email: sales@quwireless.com **Tel:** +48 513 900 416

Support email: support@quwireless.com **Website:** www.quwireless.com

Address: Wireless Instruments Sp. z o.o., ul. Kościuszki 27, 52-116 Iwiny, Poland

Copyright © 2023, Wireless Instruments. Specifications and information given in this document are subject to change without prior notice.