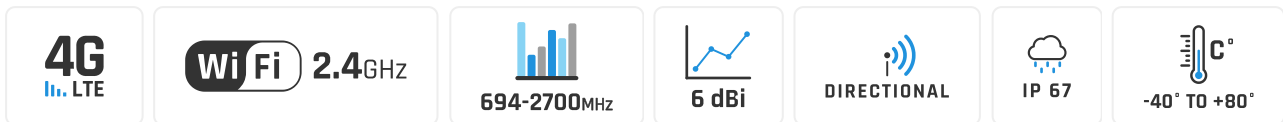


QuMax for Teltonika RUT206/RUT276

INTEGRATED MULTI-BAND LTE DIRECTIONAL ANTENNA + WI-FI OMNI ANTENNA + PLACE TO INSTALL TELTONIKA RUT206/RUT276 (ALL-IN-ONE)

QuMAX offers the most powerful directional LTE antenna of all QuWireless antennas. It is dedicated to connections with long distance to base station. It is designed to have Teltonika **RUT206/RUT276** router installed inside IP67 enclosure. It is the first choice for fixed installations in industrial environment. **It has embedded also outdoor Wi-Fi omni antennas.**



OUTDOOR ANTENNA WORKS IN **ANY WEATHER CONDITIONS**, IP67




ANTENNA **PERFECTLY MATCHED** WITH THE ROUTER



POE PASSIVE **POE SUPPORT**



MADE IN **EUROPE**



LTE ANTENNA SPECIFICATION

FREQUENCY	694 - 960 MHz 1.7 - 2.2 GHz 2.2 - 2.7 GHz
SUPPORTED LTE/5G BANDS	1, 2, 3, 4, 5, 7, 8, 9, 10, 12, 13, 14, 17, 18, 19, 20, 25, 26, 27, 28, 29, 30, 33, 34, 35, 36, 37, 38, 39, 40, 41, 44, 53, 65, 66, 67, 68, 69, 85, 103, n80, n81, n82, n83, n84, n85, n89, n90, n95, n97, n98, n100, n101, n256
GAIN	694 - 960 MHz : 4 dBi 1.7 - 2.2 GHz : 5 dBi 2.2 - 2.7 GHz : 6 dBi
VSWR	<1.30, max <1.8
BEAMWIDTH	90°/90° ±30°
POLARIZATION	Vertical
IMPEDANCE	50 Ω

WI-FI ANTENNA SPECIFICATION

FREQUENCY	2.4 - 2.5 GHz
GAIN	6 dBi
VSWR	<1.70, max <2.00
BEAMWIDTH	360°/25° ±5°
POLARIZATION	Vertical
IMPEDANCE	50 Ω

MECHANICAL SPECIFICATION

MATERIALS	ABS, aluminum, PTFE, Fiberglass
CONNECTOR TYPE	RJ45 + Nf + Nm in external omni Wi-Fi antenna
INGRESS PROTECTION	IP67
DIMENSIONS	272 x 276 x 96 mm 10.71 x 10.87 x 3.78 inch
WEIGHT	1.8 kg 3.97 lbs
OPERATING TEMPERATURE	From -40°C to 80°C From -40°F to 176°F
ENCLOSURE RECOMMENDED TIGHTENING TORQUE	0.6 - 0.8 Nm
MAST DIAMETER	25-66mm 0.98-2.60 inch

FREQUENCY BANDS

LTE / 4G GSM

694 MHz	5	8	12	13	14	17	18	960 MHz
	19	20	26	27	28	29	44	
	67	68	85	103	n81	n82	n83	
	n89	n100						

LTE / 4G UMTS

1710 MHz	1	2	3	4	9	10	25	2170 MHz
	33	34	35	36	37	39	n80	
	n84	n86	n95	n98	n101			

LTE / 4G WCS DARS

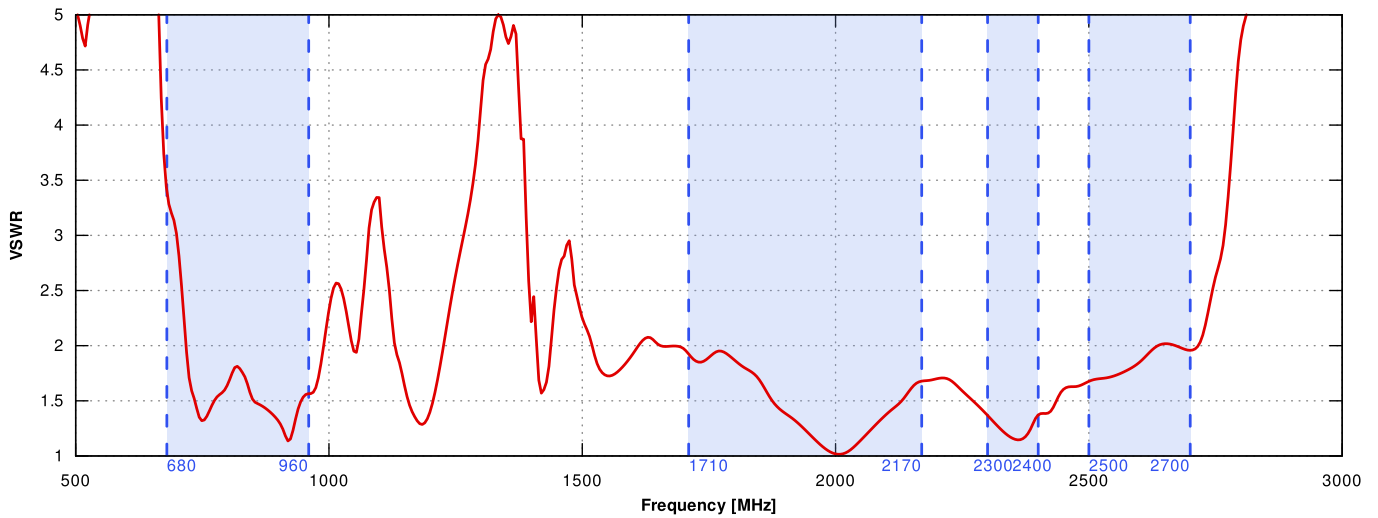
2300 MHz	30	40	n97				2400 MHz
-------------	----	----	-----	--	--	--	-------------

LTE / 4G

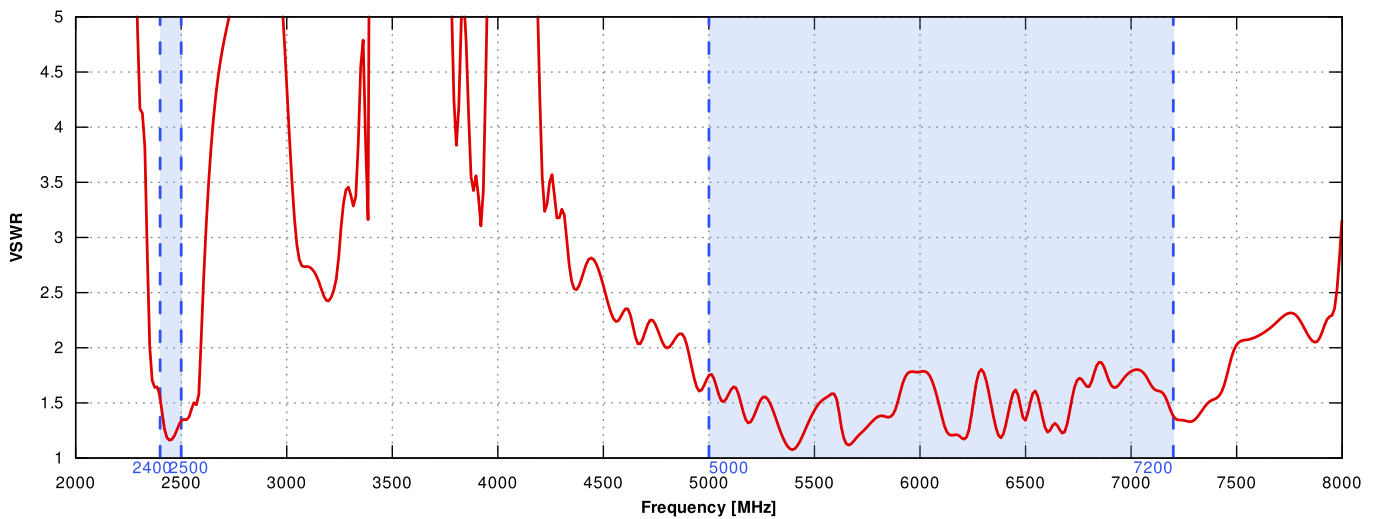
2400 MHz	7	38	41	53	69	n90	2700 MHz
-------------	---	----	----	----	----	-----	-------------

PLOTS

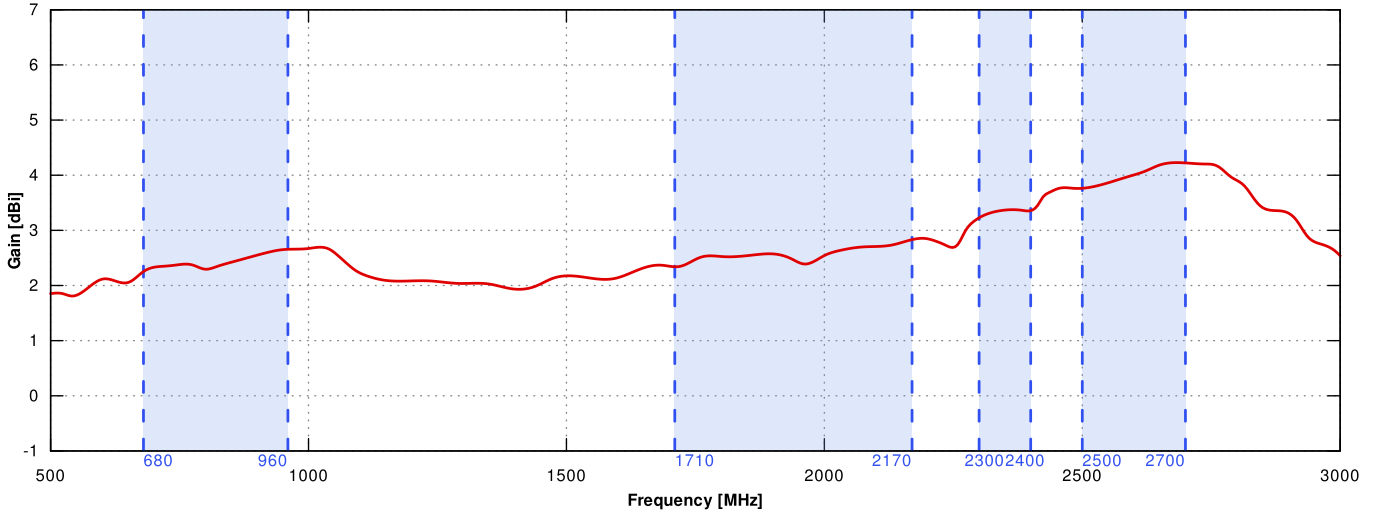
VSWR for LTE antenna



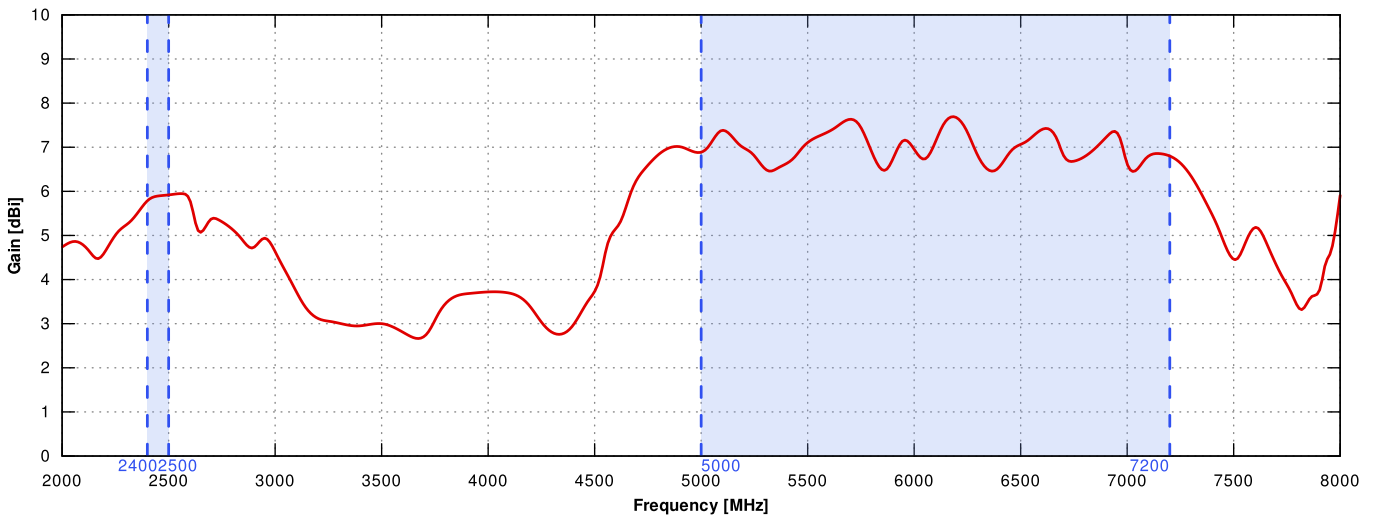
VSWR for Wi-Fi antenna



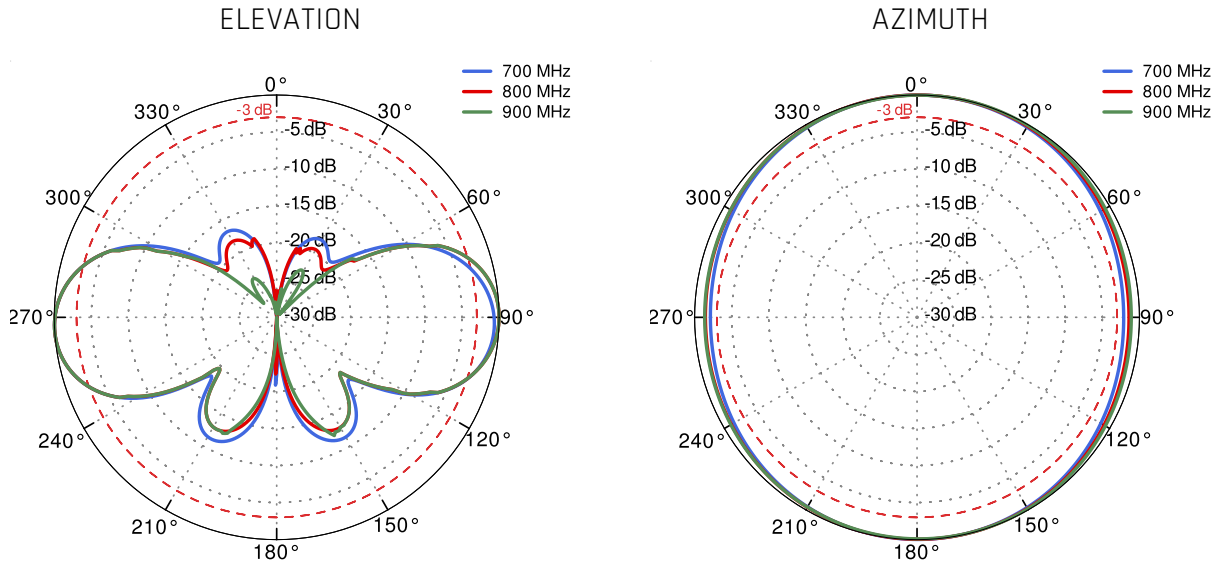
Gain for LTE antenna



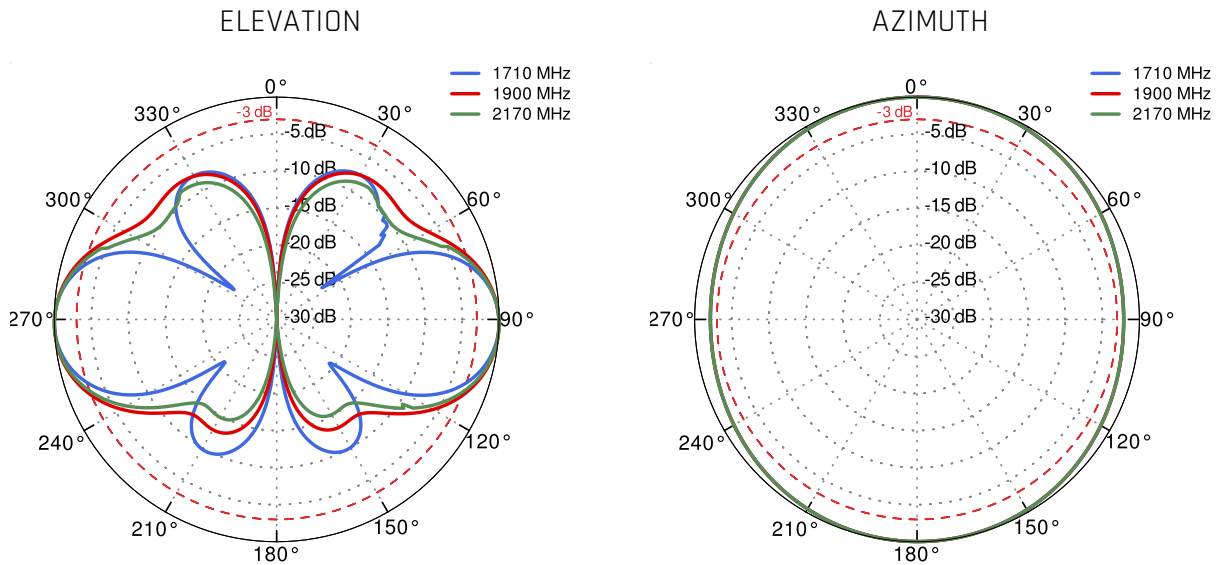
Gain for Wi-Fi antenna



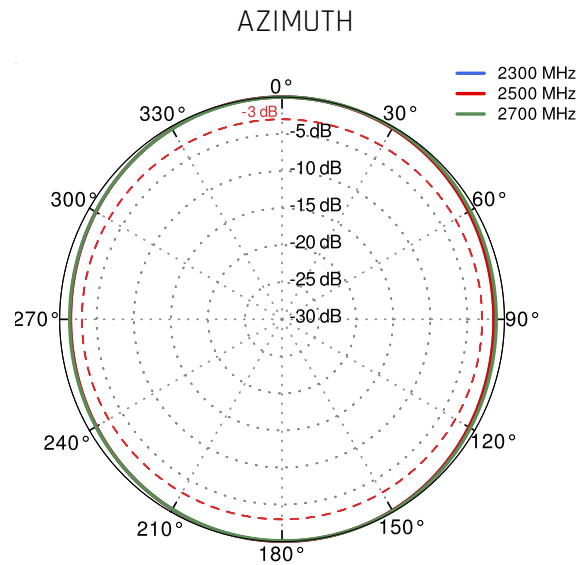
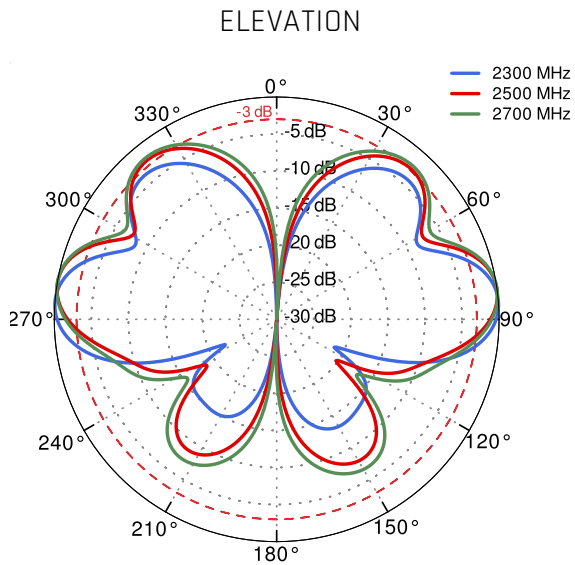
LTE from 700MHz to 900MHz



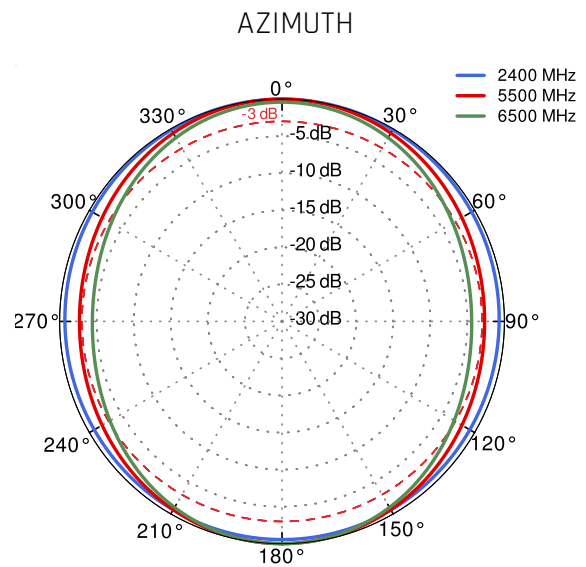
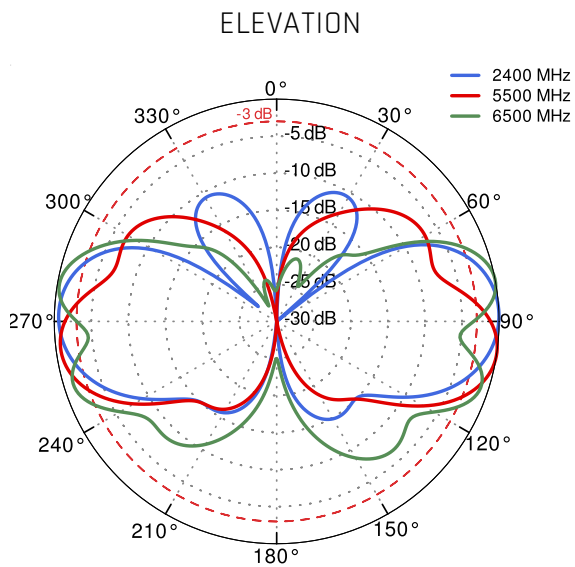
LTE from 1.71GHz to 2.17GHz



LTE from 2.3GHz to 2.7GHz



Wi-Fi 2.4GHz and 5GHz



DIMENSIONS

