

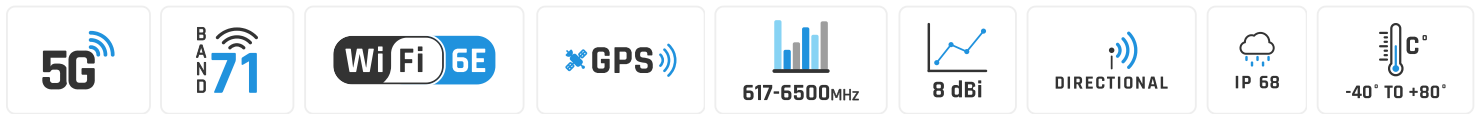
# QuMax for Teltonika RUTM56

**INTEGRATED MULTI-BAND LTE & 5G PANEL ANTENNA + 5G OMNI ANTENNA + WI-FI 6E OMNI ANTENNA + GPS + PLACE TO INSTALL TELTONIKA RUTM56 (ALL-IN-ONE)**

QuMax for RUTM56 is a high performance directional antenna designed for use in a variety of wireless communication applications. This all-in-one product consists of multi-band directional 5G, omni 5G, Wi-Fi and GPS antennas integrated in IP68 enclosure. It offers 8 dBi gain and wide beamwidth, which makes it suitable for use in both urban and rural environments.

Combining QuMax with RUTM56 inside the antenna housing gives you complete outdoor solution with multiple use scenarios such as transportation public, energy, mining IoT and more.

Wi-Fi 6E support!



OUTDOOR ANTENNA WORKS IN **ANY WEATHER CONDITIONS**, IP68




ANTENNA **PERFECTLY MATCHED** WITH THE ROUTER



PASSIVE **POE SUPPORT**



MADE IN **EUROPE**



## DIRECTIONAL 5G / LTE ANTENNA SPECIFICATION

<b>FREQUENCY</b>	0.617 - 1.0 GHz 1.0 - 3.08 GHz 3.3 - 5.0 GHz 5.0 - 6.5 GHz
<b>MAX. GAIN</b>	0.617 - 1.0 GHz : 6 dBi 1.0 - 3.08 GHz : 8 dBi 3.3 - 5.0 GHz : 6.8 dBi 5.0 - 6.5 GHz : 5.5 dBi
<b>SUPPORTED LTE BANDS</b>	1, 2, 3, 4, 5, 6, 7, 8, 9, 10, 11, 12, 13, 14, 17, 18, 19, 20, 21, 22, 23, 24, 25, 26, 27, 28, 29, 30, 32, 33, 34, 35, 36, 37, 38, 39, 40, 41, 42, 43, 44, 45, 46, 47, 48, 49, 50, 51, 52, 53, 54, 65, 66, 67, 68, 69, 70, 71, 74, 75, 76, 85, 103, 106, 111, 252, 253, 254, 255, 256
<b>SUPPORTED 5G BANDS</b>	n1, n2, n3, n5, n7, n8, n12, n13, n14, n18, n20, n24, n25, n26, n28, n29, n30, n34, n38, n39, n40, n41, n46, n47, n48, n50, n51, n53, n54, n65, n66, n67, n68, n70, n71, n74, n75, n76, n77, n78, n79, n80, n81, n82, n83, n84, n85, n86, n89, n90, n91, n92, n93, n94, n95, n97, n98, n99, n100, n101, n102, n106, n109, n110, n250, n251, n252, n253, n254, n255, n256
<b>VSWR</b>	<2.00, max <3.00
<b>BEAMWIDTH</b>	80°/80° ±15°
<b>POLARIZATION</b>	X (+-45degrees)
<b>IMPEDANCE</b>	50 Ω

## **OMNI 5G / LTE ANTENNA SPECIFICATION**

<b>FREQUENCY</b>	0.6 - 1.4 GHz 1.5 - 3.0 GHz 3.0 - 5.0 GHz 5.0 - 6.35 GHz
<b>MAX. GAIN</b>	0.6 - 1.4 GHz : 2.6 dBi 1.5 - 3.0 GHz : 4.2 dBi 3.0 - 5.0 GHz : 4.4 dBi 5.0 - 6.35 GHz : 2.1 dBi
<b>SUPPORTED LTE BANDS</b>	1, 2, 3, 4, 5, 6, 7, 8, 9, 10, 12, 13, 14, 17, 18, 19, 20, 22, 23, 24, 25, 26, 27, 28, 29, 30, 33, 34, 35, 36, 37, 38, 39, 40, 41, 42, 43, 44, 46, 47, 48, 49, 52, 53, 54, 65, 66, 67, 68, 69, 70, 71, 85, 103, 106, 107, 111, 252, 253, 254, 255, 256
<b>SUPPORTED 5G BANDS</b>	n1, n2, n3, n5, n7, n8, n12, n13, n14, n18, n20, n24, n25, n26, n28, n29, n30, n34, n38, n39, n40, n41, n46, n47, n48, n53, n54, n65, n66, n67, n68, n70, n71, n77, n78, n79, n80, n81, n82, n83, n84, n85, n86, n89, n90, n95, n97, n98, n99, n100, n101, n105, n106, n250, n251, n252, n253, n254, n255, n256
<b>VSWR</b>	<2.00, max <3.00
<b>BEAMWIDTH</b>	360°/25° ±5°
<b>POLARIZATION</b>	Vertical
<b>IMPEDANCE</b>	50 Ω

## WI-FI ANTENNA SPECIFICATION

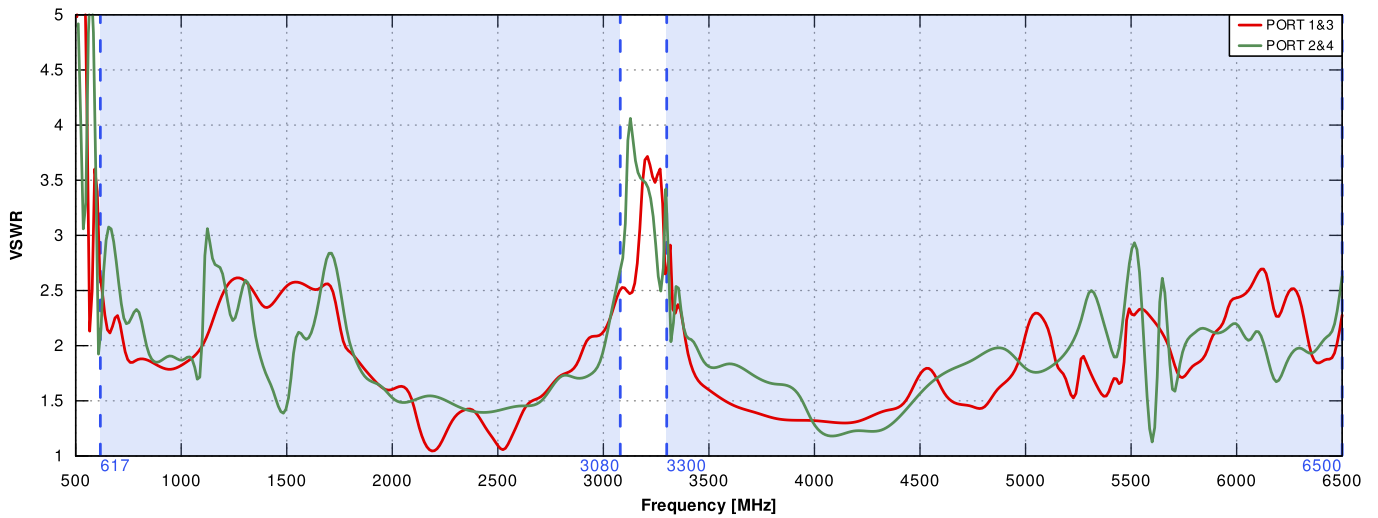
<b>FREQUENCY</b>	2.40 - 2.50 GHz 5.0 - 7.125 GHz
<b>MAX. GAIN</b>	2.40 - 2.50 GHz : 6 dBi 5.0 - 7.125 GHz : 7.5 dBi
<b>VSWR</b>	<1.70, max <2.00
<b>BEAMWIDTH</b>	360°/25° ±5°
<b>POLARIZATION</b>	Vertical
<b>IMPEDANCE</b>	50 Ω

## MECHANICAL SPECIFICATION

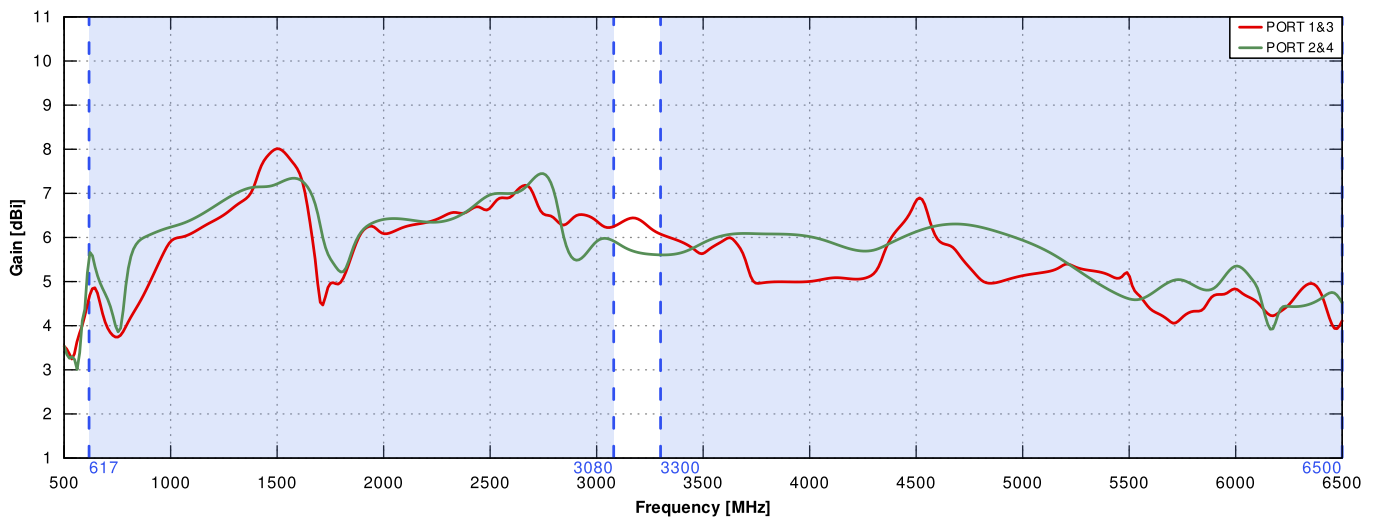
<b>MATERIALS</b>	ABS, aluminum, PTFE, Fiberglass
<b>CONNECTOR TYPE</b>	RJ45
<b>INGRESS PROTECTION</b>	IP68
<b>DIMENSIONS</b>	486.0 x 292.2 x 105.6 mm 19.13 x 11.50 x 4.16 inch
<b>WEIGHT</b>	2.8 kg 6.17 lbs
<b>OPERATING TEMPERATURE</b>	From -40°C to 80°C From -40°F to 176°F
<b>ENCLOSURE RECOMMENDED TIGHTENING TORQUE</b>	0.6 - 0.8 Nm
<b>MAST DIAMETER</b>	25-66mm 0.98-2.60 inch

# PLOTS

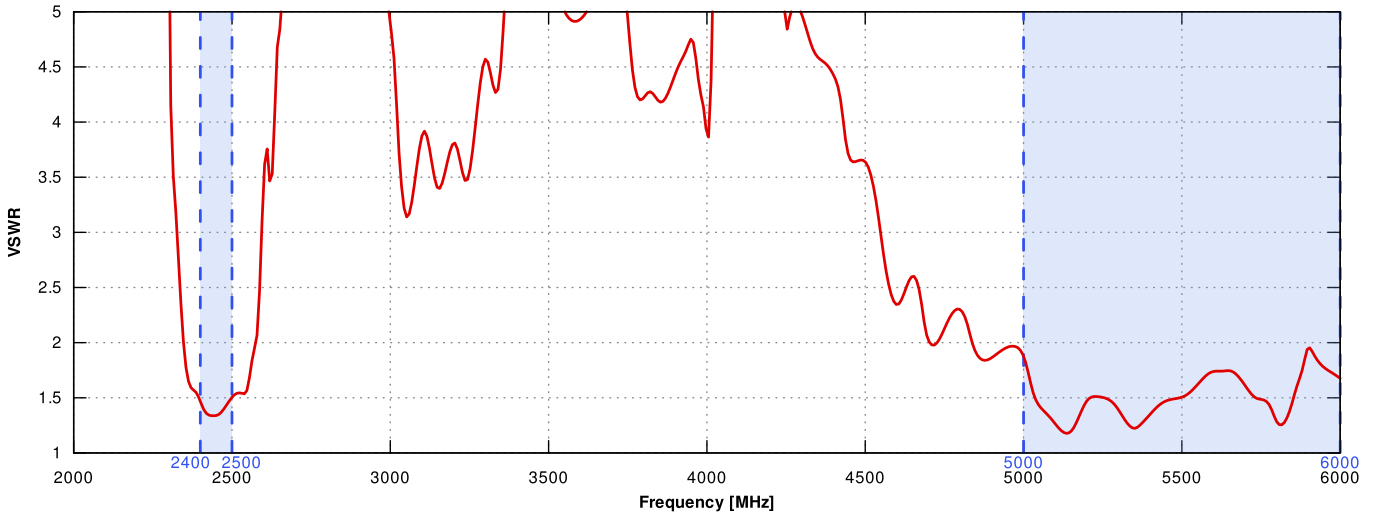
VSWR for directional 5G/LTE antenna



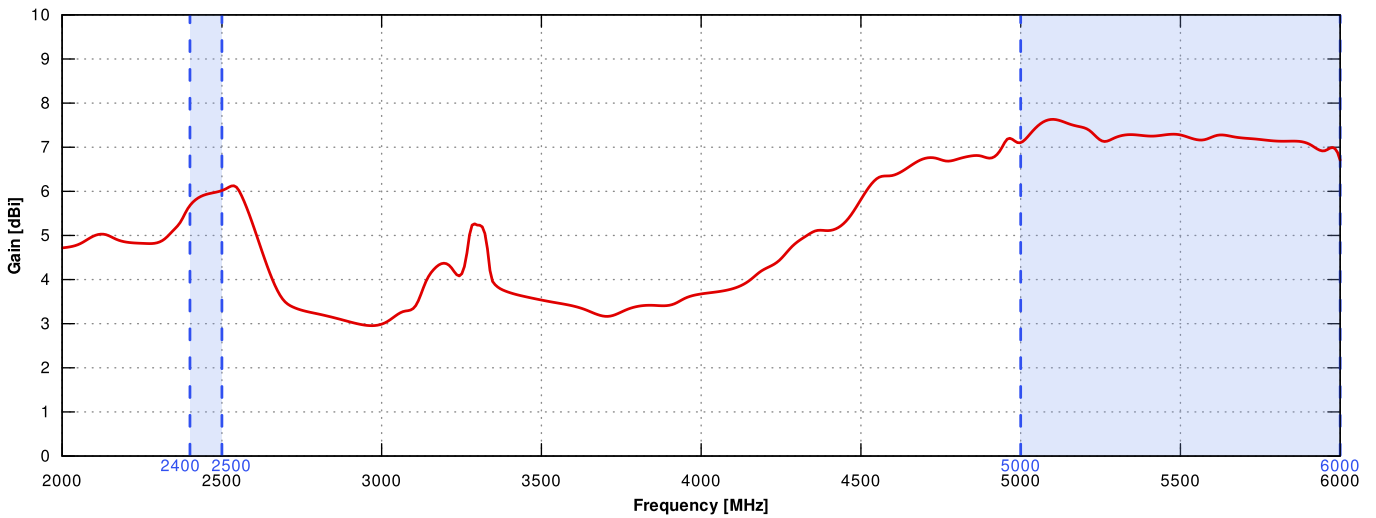
Gain for directional 5G/LTE antenna



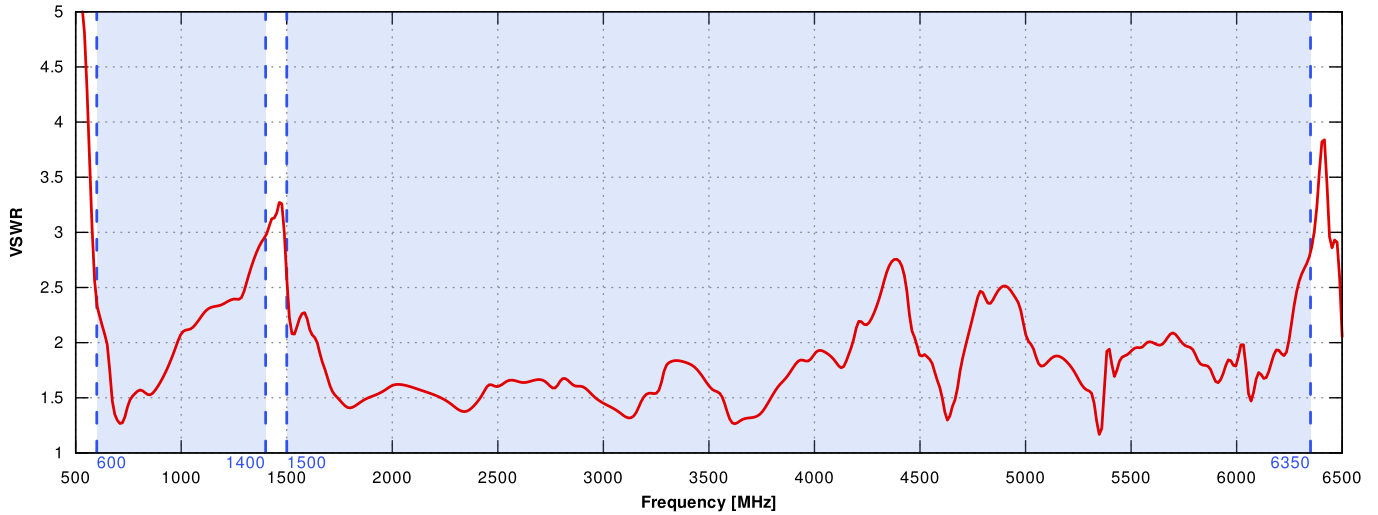
### VSWR for Wi-Fi antenna



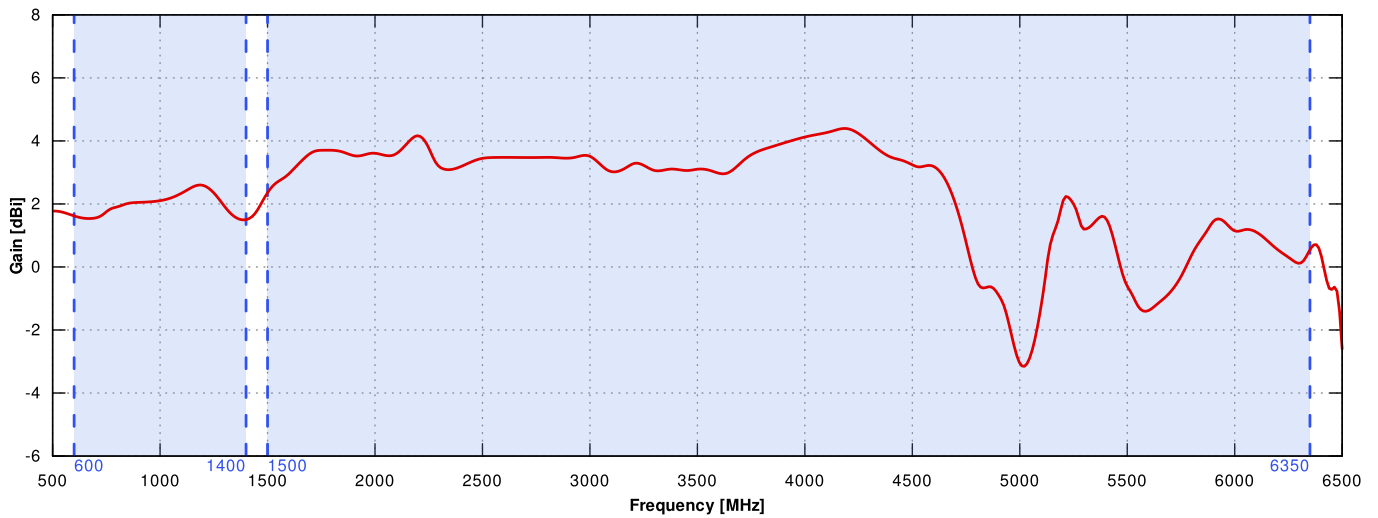
### Gain for Wi-Fi antenna



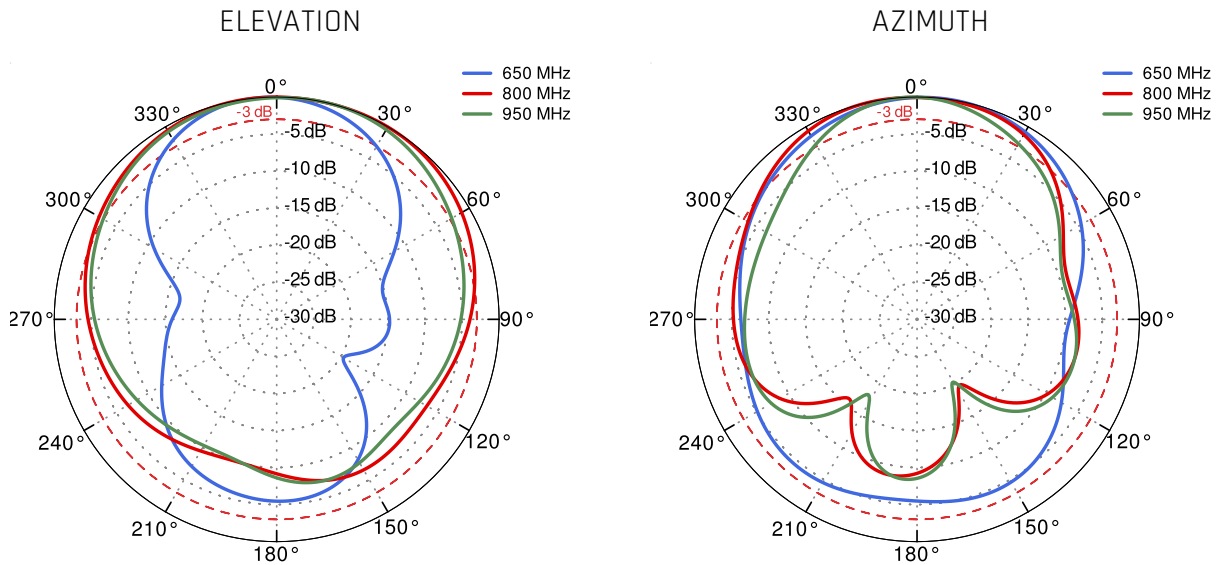
VSWR for omni 5G/LTE antenna



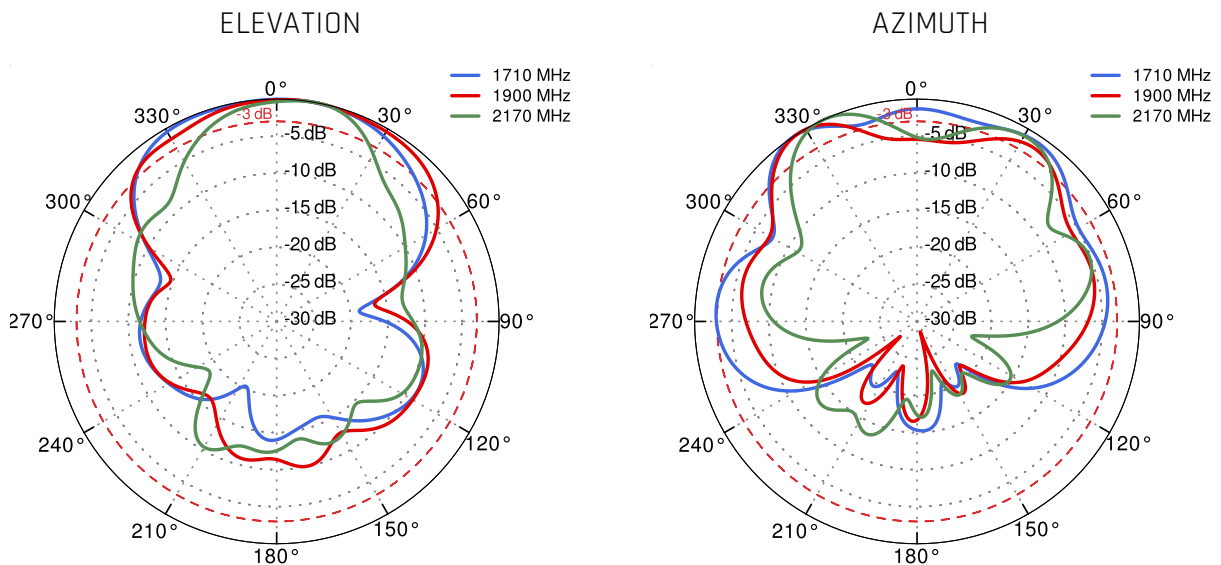
Gain for omni 5G/LTE antenna



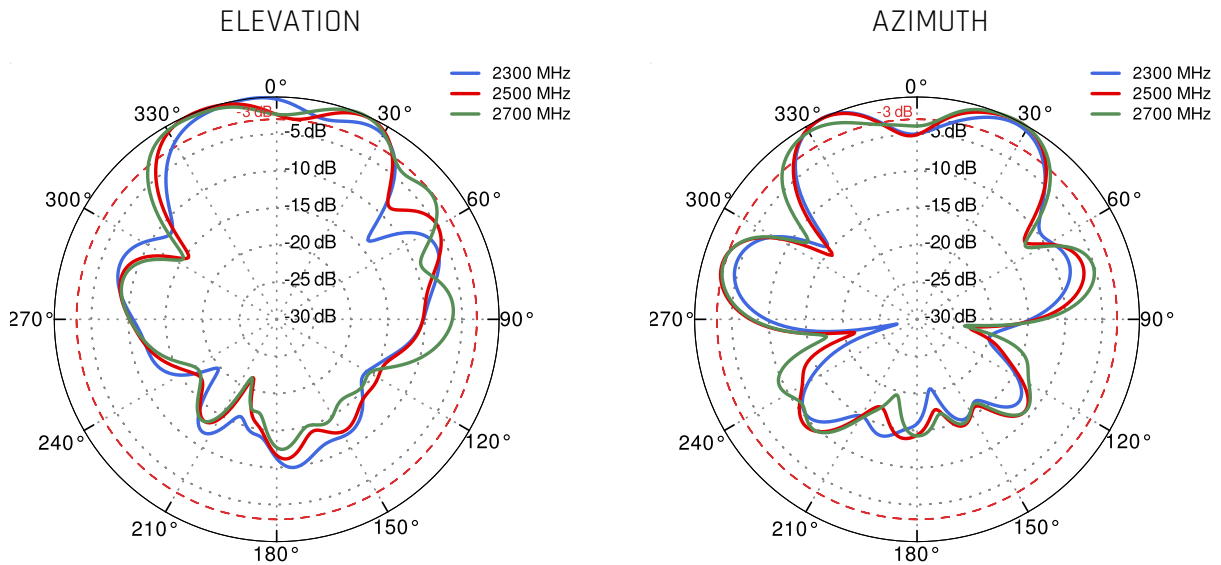
PORT 1&3 - directional 5G/LTE from 650MHz to 950MHz



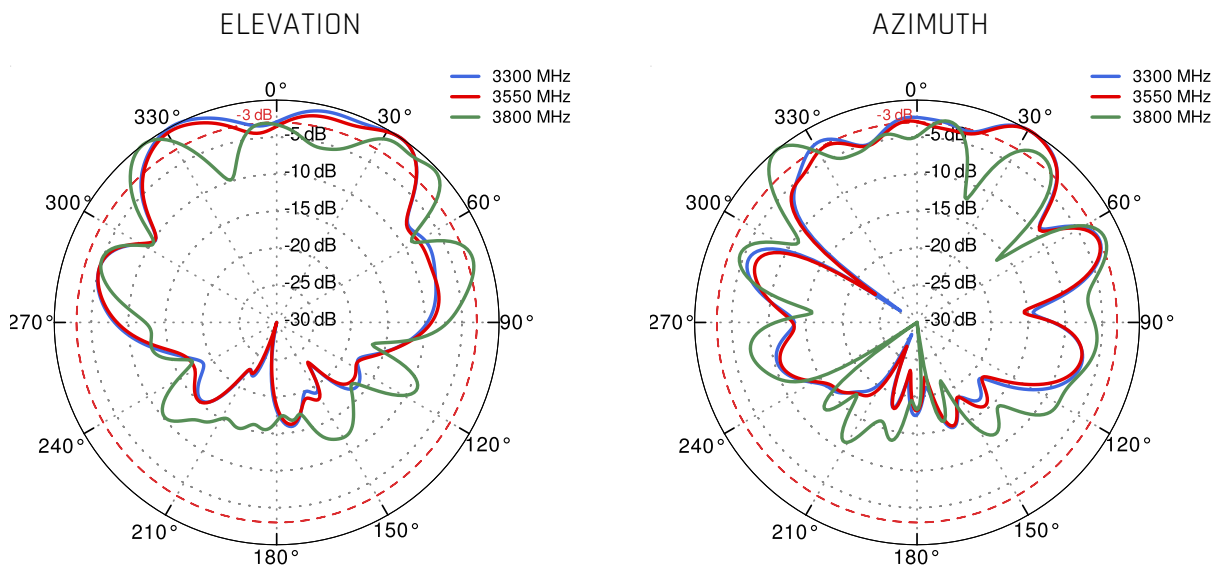
PORT 1&3 - directional 5G/LTE from 1.71GHz to 2.17GHz



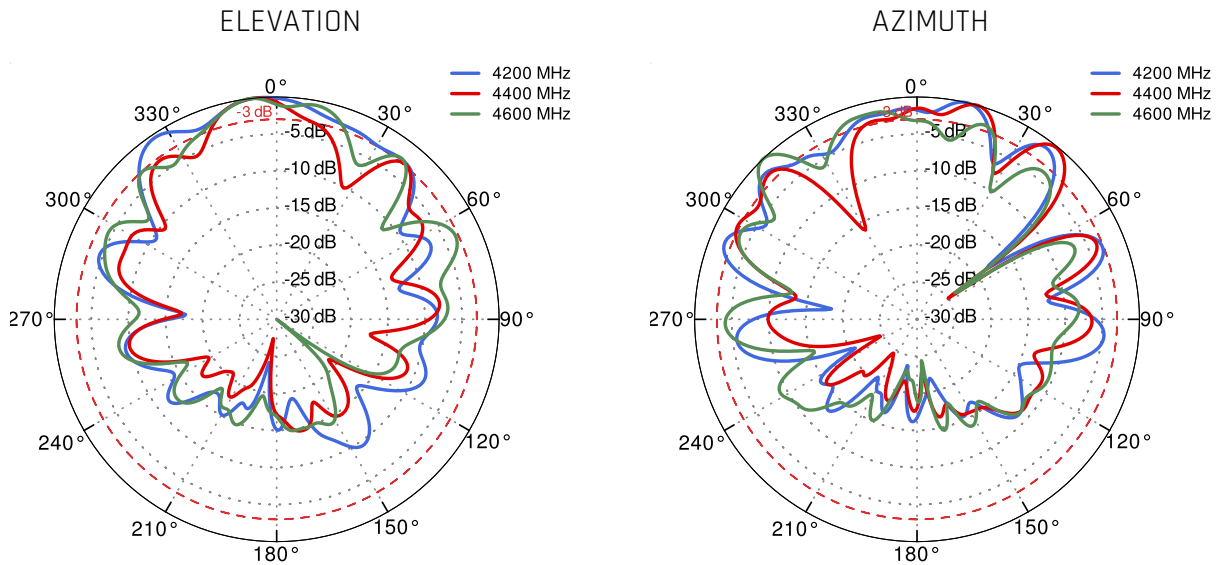
PORT 1&3 - directional 5G/LTE from 2.3GHz to 2.7GHz



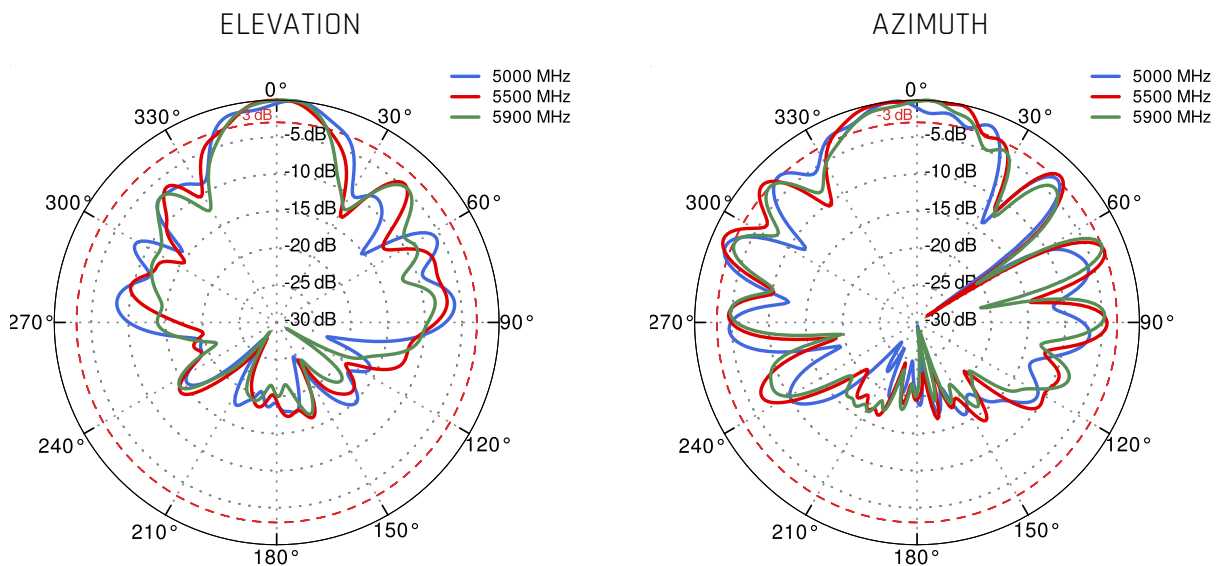
PORT 1&3 - directional 5G/LTE from 3.3GHz to 3.8GHz



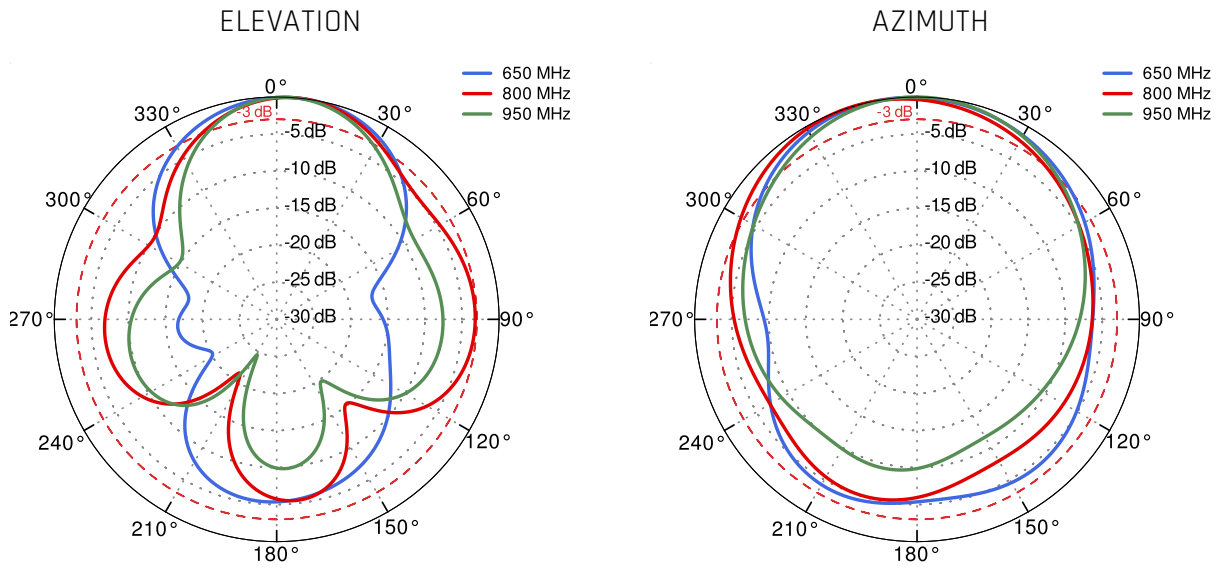
PORT 1&3 - directional 5G/LTE from 4.2GHz to 4.6GHz



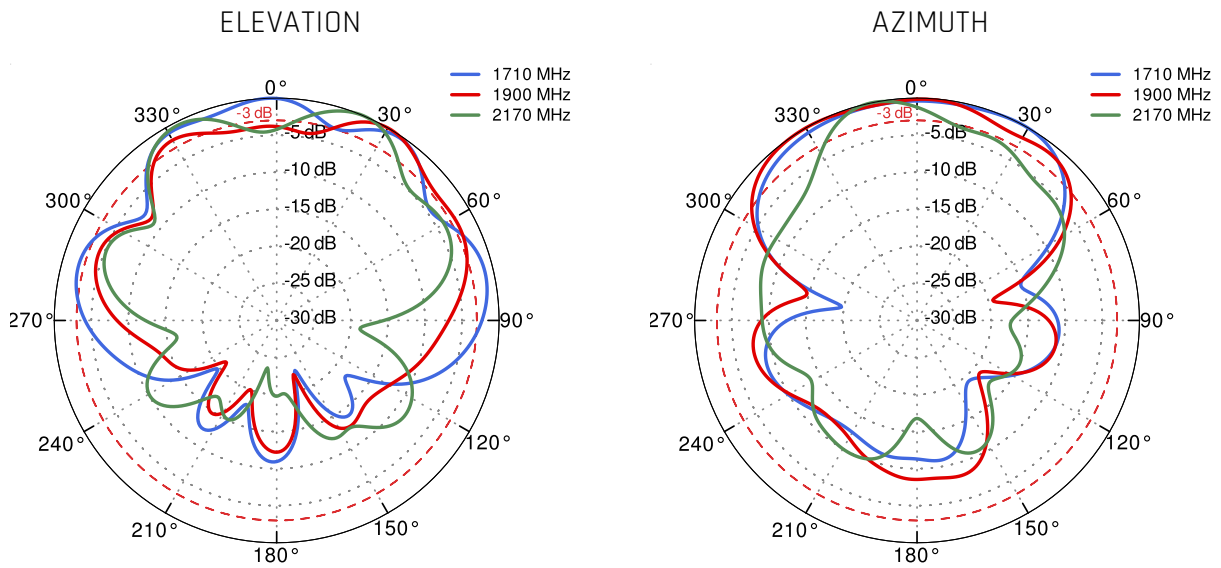
PORT 1&3 - directional 5G/LTE from 5.0GHz to 5.9GHz

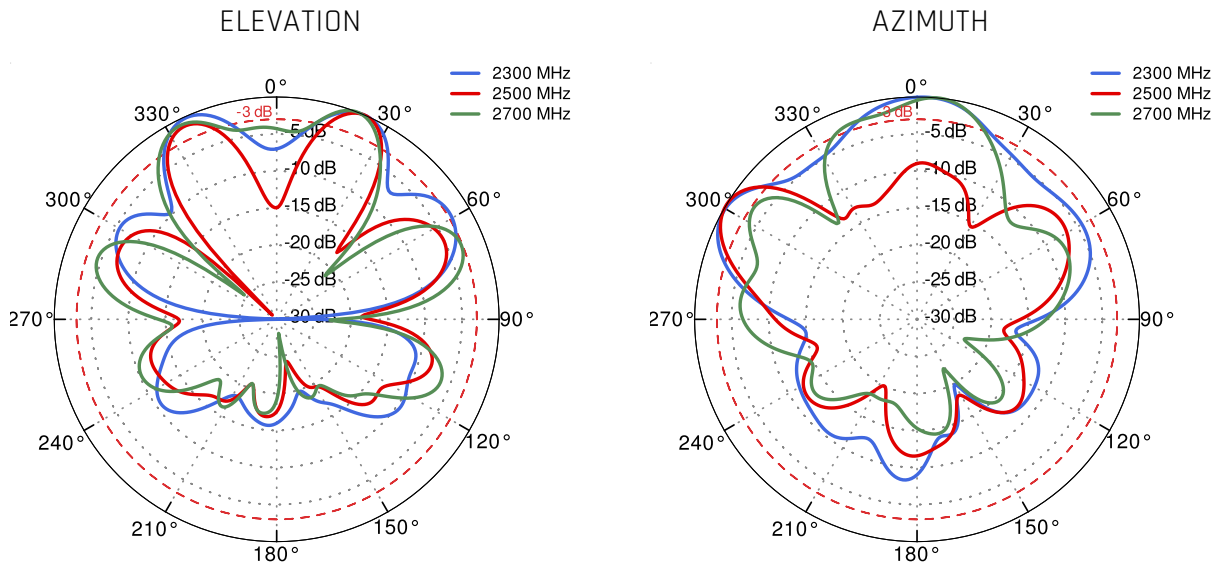
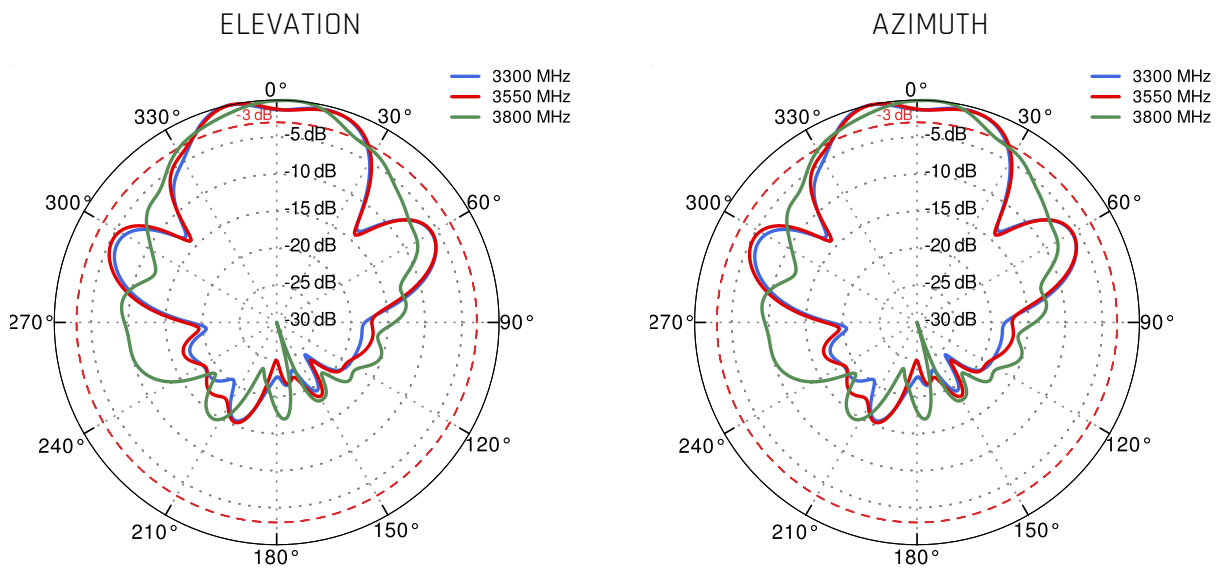


PORT 2&4 - directional 5G/LTE from 650MHz to 950MHz

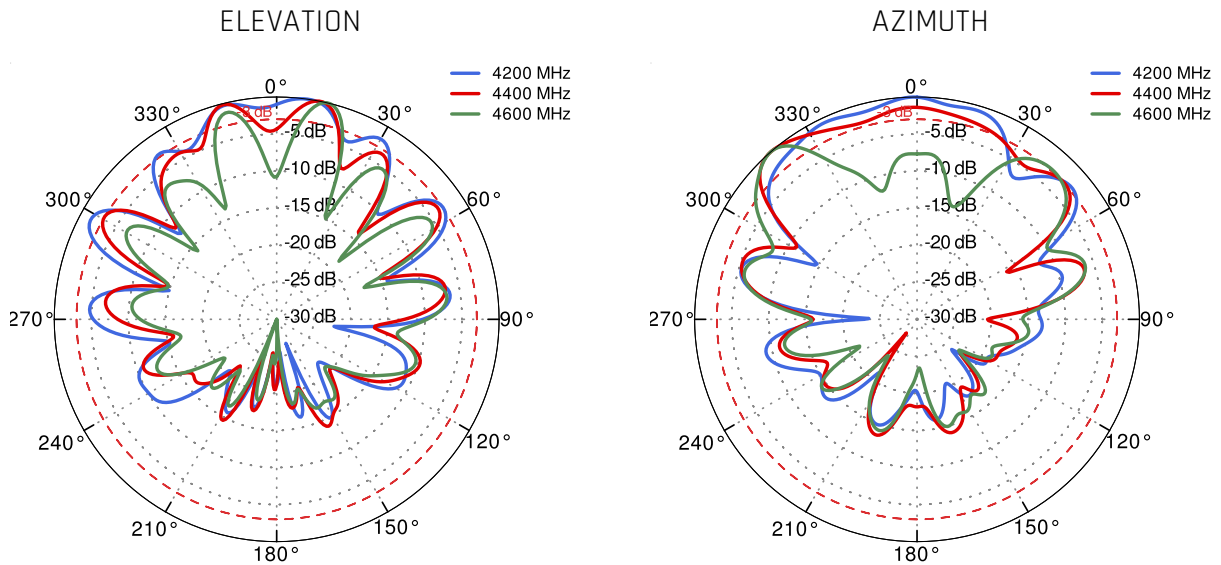


PORT 2&4 - directional 5G/LTE from 1.71GHz to 2.17GHz

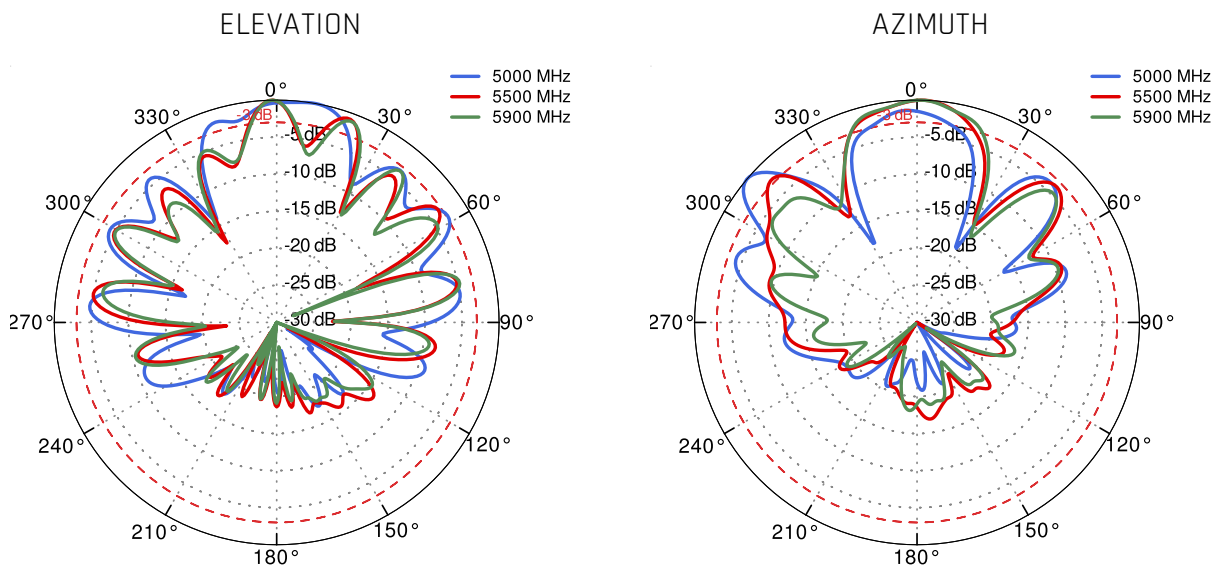


**PORT 2&4 - directional 5G/LTE from 2.3GHz to 2.7GHz**

**PORT 2&4 - directional 5G/LTE from 3.3GHz to 3.8GHz**


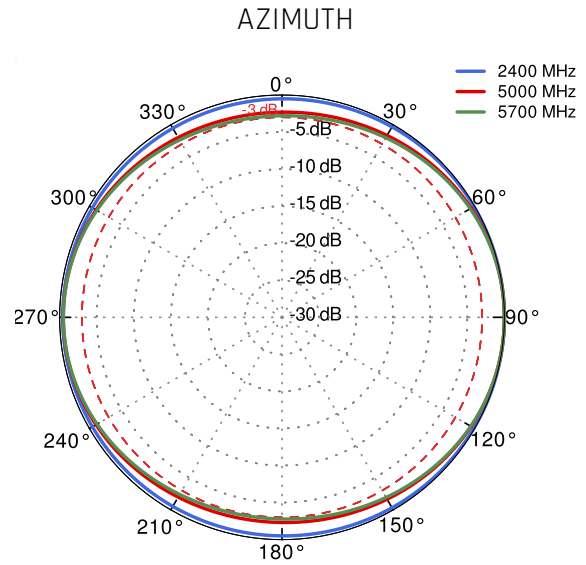
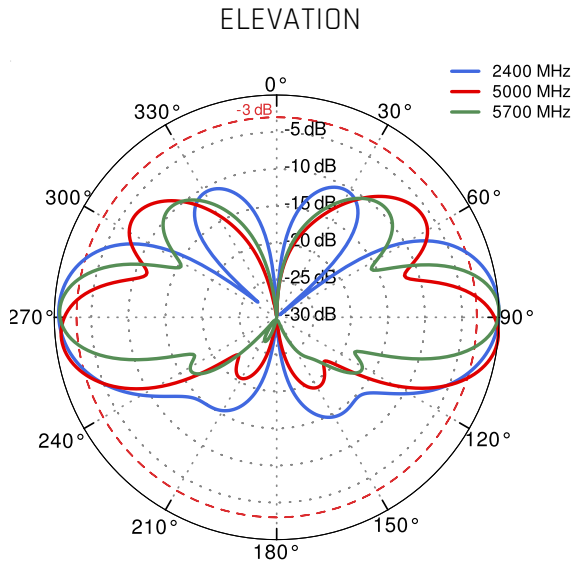
PORT 2 - directional 5G/LTE from 4.2GHz to 4.6GHz



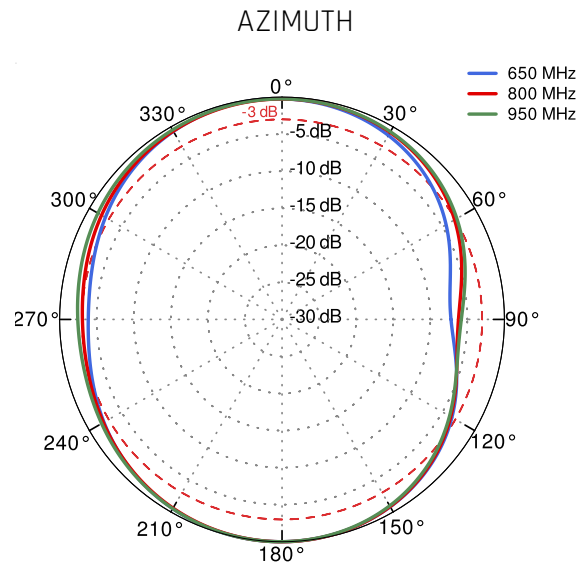
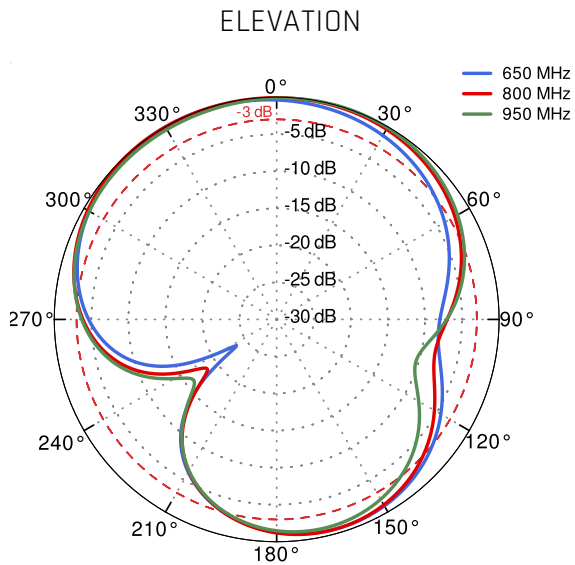
PORT 2 - directional 5G/LTE from 5.0GHz to 5.9GHz



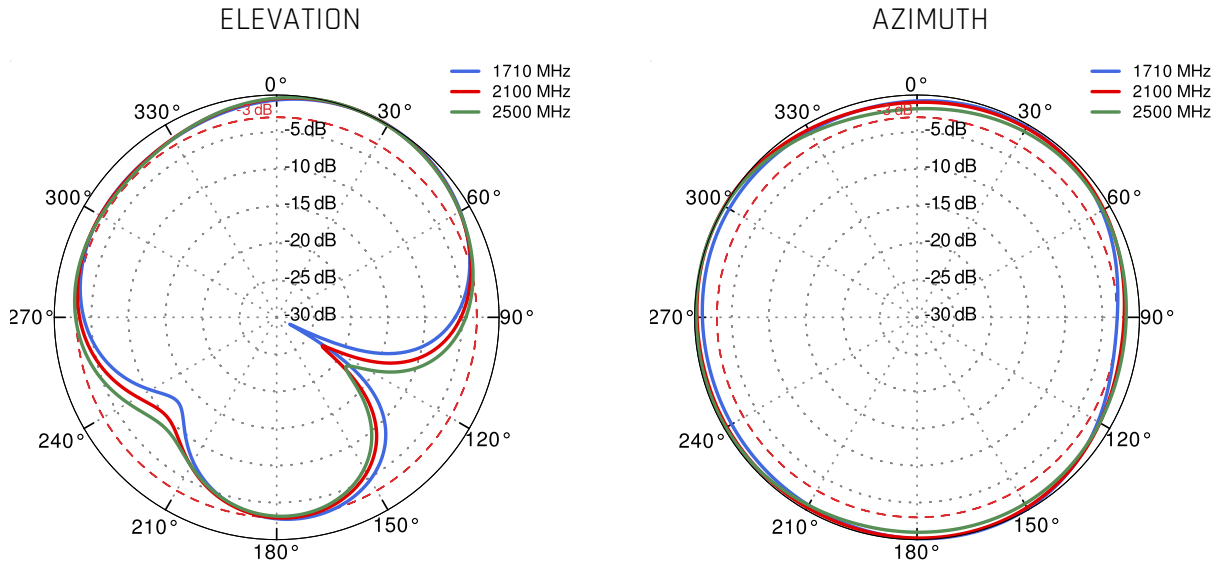
Wi-Fi 2.4GHz and 5GHz



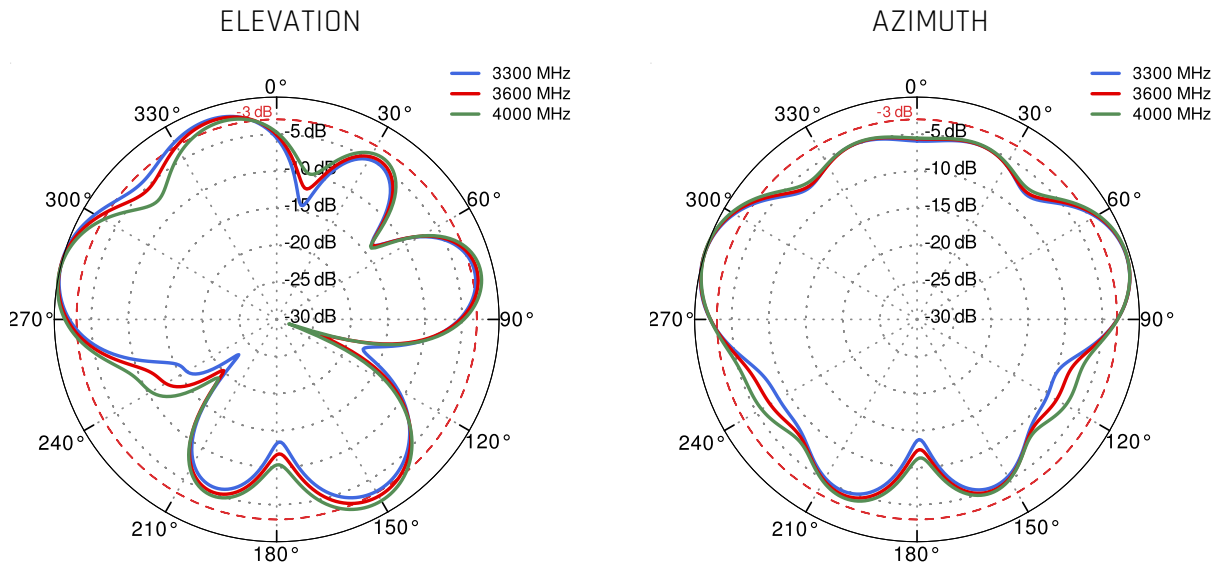
omni 5G/LTE from 650MHz to 950MHz



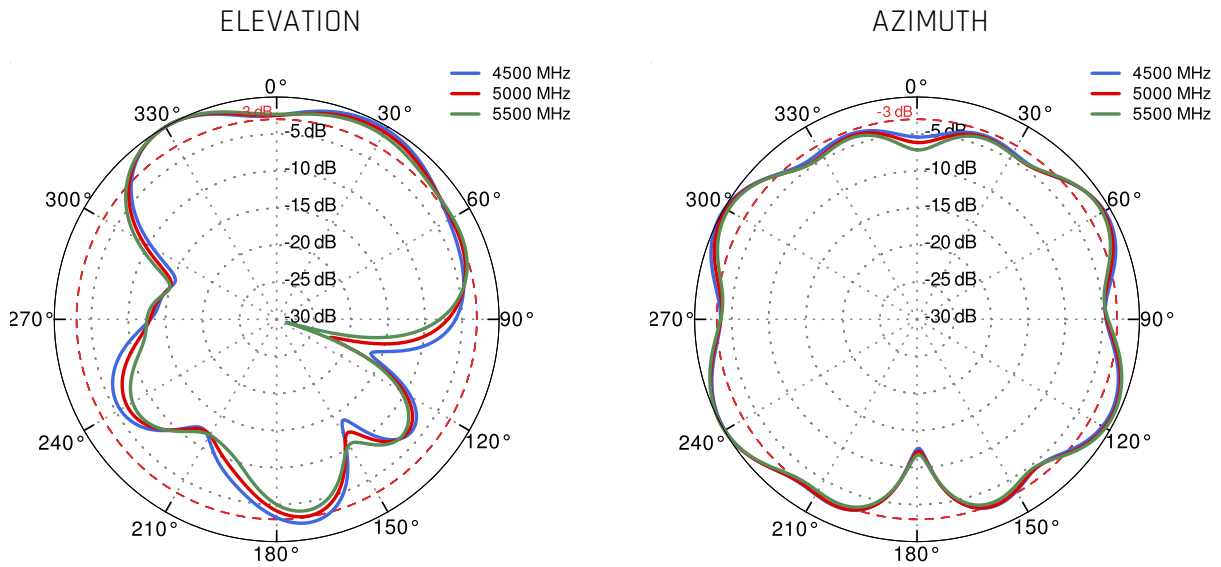
omni 5G/LTE from 1.71GHz to 2.5GHz



omni 5G/LTE from 3.3GHz to 4.2GHz



omni 5G/LTE from 4.6GHz to 5.5GHz



## **DIMENSIONS**

