

QuMax for Teltonika TRB501

INTEGRATED MULTI-BAND LTE & 5G PANEL ANTENNA + PLACE TO INSTALL TELTONIKA TRB501 (ALL-IN-ONE)

QuMax for TRB501 is a high performance directional antenna designed for use in a variety of wireless communication applications. This all-in-one product consists of multi-band 5G antennas integrated in IP68 enclosure. It offers 8 dBi gain and wide beamwidth, which makes it suitable for use in both urban and rural environments.

Combining QuMax with TRB501 inside the antenna housing gives you complete outdoor solution with multiple use scenarios such as transportation public, energy, mining IoT and more.



OUTDOOR ANTENNA WORKS IN **ANY**
WEATHER CONDITIONS, IP68




ANTENNA **PERFECTLY MATCHED** WITH
THE ROUTER



PASSIVE **POE** SUPPORT



MADE IN **EUROPE**



5G / LTE ANTENNA SPECIFICATION

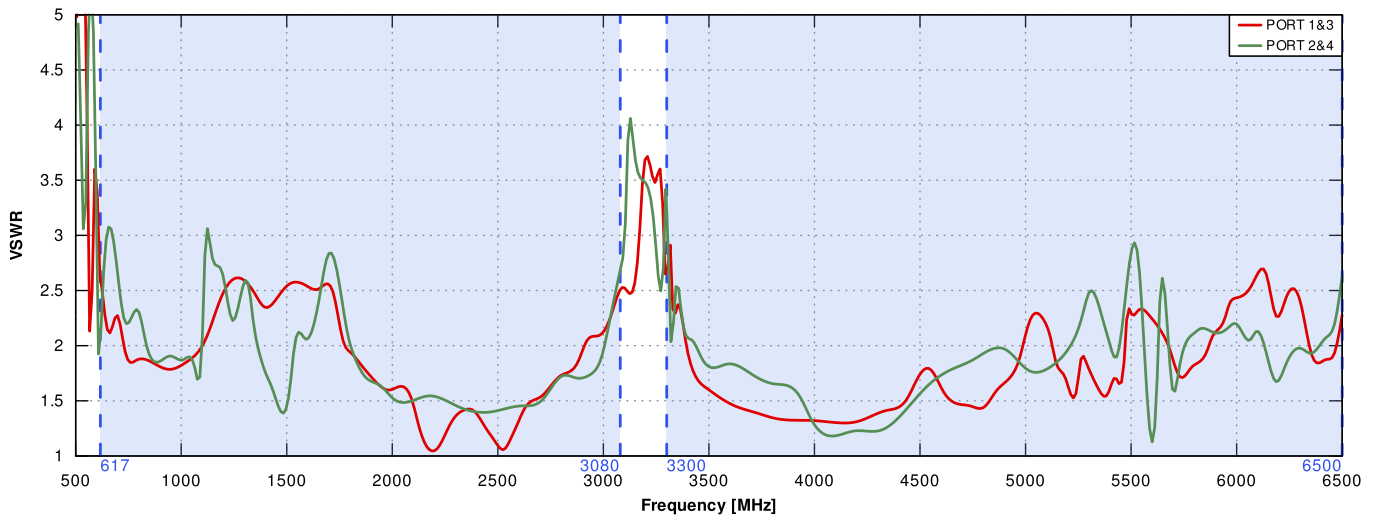
FREQUENCY	0.617 - 1.0 GHz 1.0 - 3.08 GHz 3.3 - 5.0 GHz 5.0 - 6.5 GHz
MAX. GAIN	0.617 - 1.0 GHz : 6 dBi 1.0 - 3.08 GHz : 8 dBi 3.3 - 5.0 GHz : 6.8 dBi 5.0 - 6.5 GHz : 5.5 dBi
SUPPORTED LTE BANDS	1, 2, 3, 4, 5, 6, 7, 8, 9, 10, 11, 12, 13, 14, 17, 18, 19, 20, 21, 22, 23, 24, 25, 26, 27, 28, 29, 30, 32, 33, 34, 35, 36, 37, 38, 39, 40, 41, 42, 43, 44, 45, 46, 47, 48, 49, 50, 51, 52, 53, 54, 65, 66, 67, 68, 69, 70, 71, 74, 75, 76, 85, 103, 106, 111, 252, 253, 254, 255, 256
SUPPORTED 5G BANDS	n1, n2, n3, n5, n7, n8, n12, n13, n14, n18, n20, n24, n25, n26, n28, n29, n30, n34, n38, n39, n40, n41, n46, n47, n48, n50, n51, n53, n54, n65, n66, n67, n68, n70, n71, n74, n75, n76, n77, n78, n79, n80, n81, n82, n83, n84, n85, n86, n89, n90, n91, n92, n93, n94, n95, n97, n98, n99, n100, n101, n102, n106, n109, n110, n250, n251, n252, n253, n254, n255, n256
VSWR	<2.00, max <3.00
BEAMWIDTH	80°/80° ±15°
POLARIZATION	X (+-45degrees)
IMPEDANCE	50 Ω

MECHANICAL SPECIFICATION

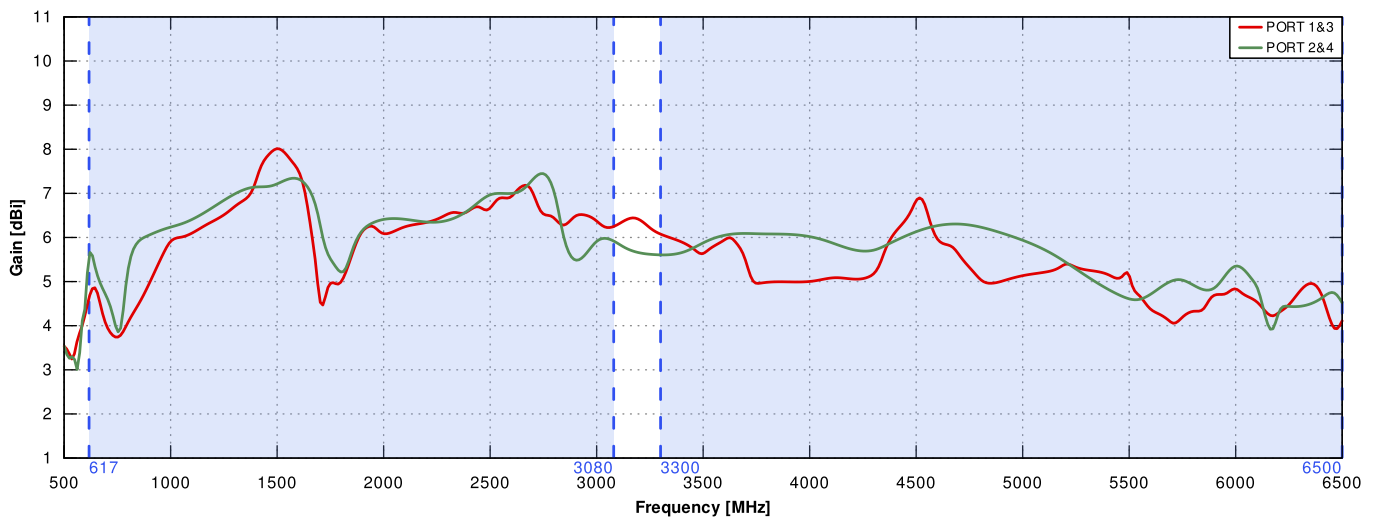
MATERIALS	ABS, aluminum, PTFE, Fiberglass
CONNECTOR TYPE	RJ45
INGRESS PROTECTION	IP68
DIMENSIONS	486.0 x 292.2 x 175.4 mm 19.13 x 11.50 x 6.87 inch
WEIGHT	2.8 kg 6.17 lbs
OPERATING TEMPERATURE	From -40°C to 80°C From -40°F to 176°F
ENCLOSURE RECOMMENDED TIGHTENING TORQUE	0.6 - 0.8 Nm
MAST DIAMETER	25-66mm 0.98-2.60 inch

PLOTS

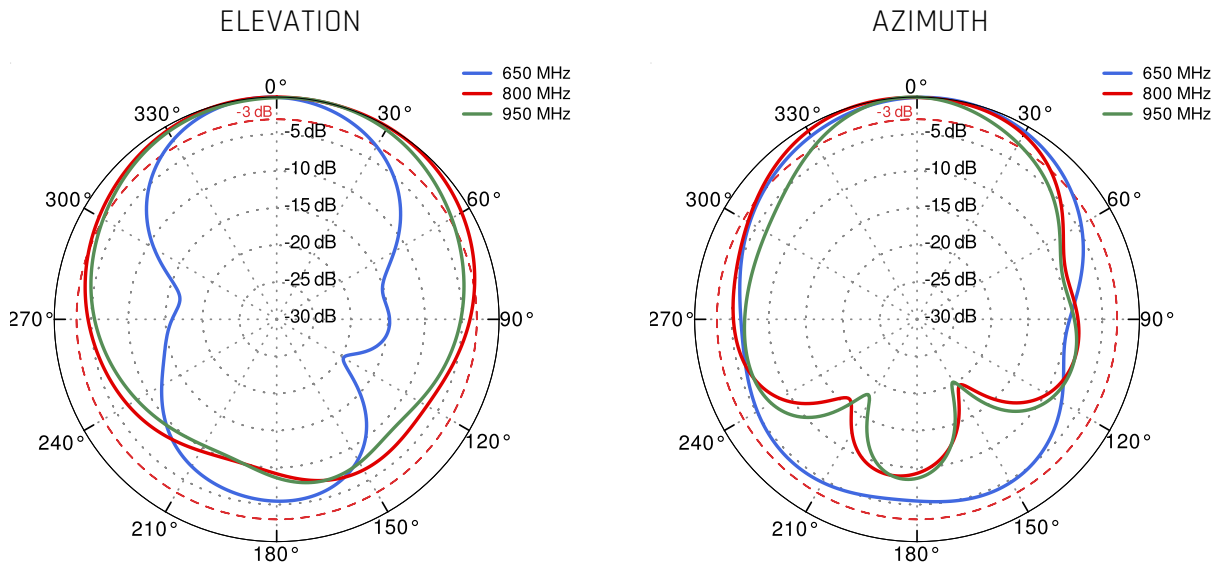
VSWR for 5G/LTE antenna



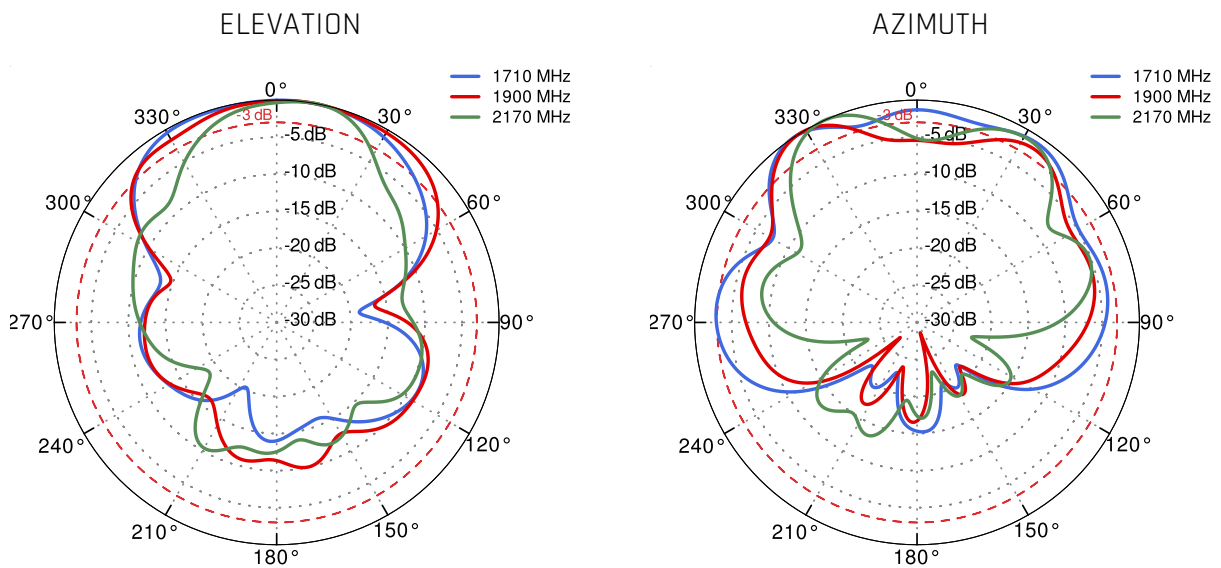
Gain for 5G/LTE antenna



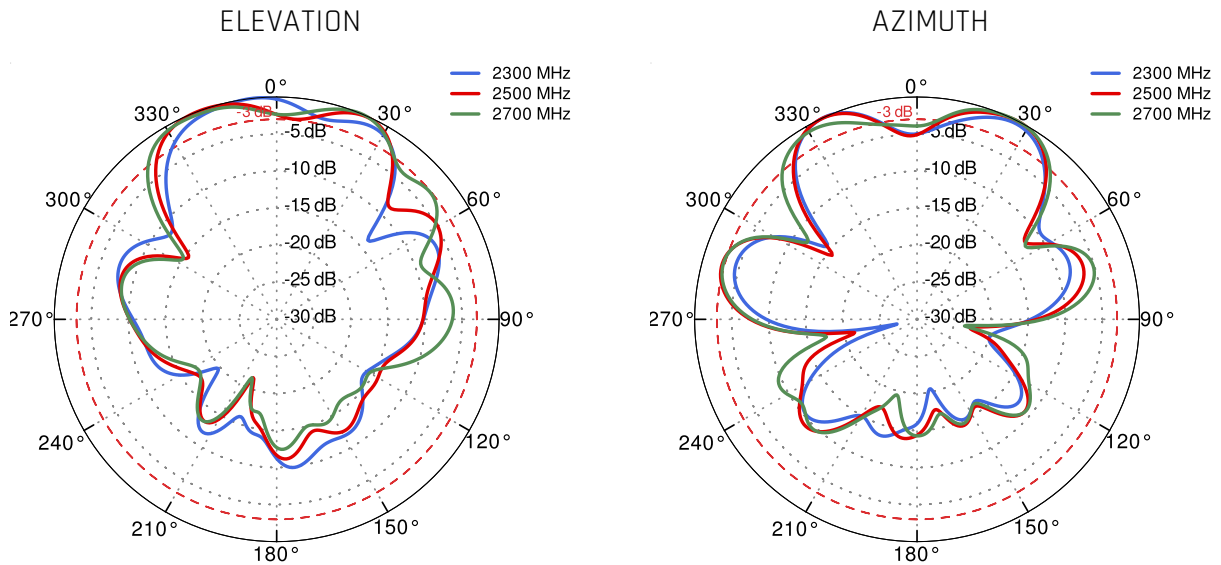
PORT 1&3 - 5G/LTE from 650MHz to 950MHz



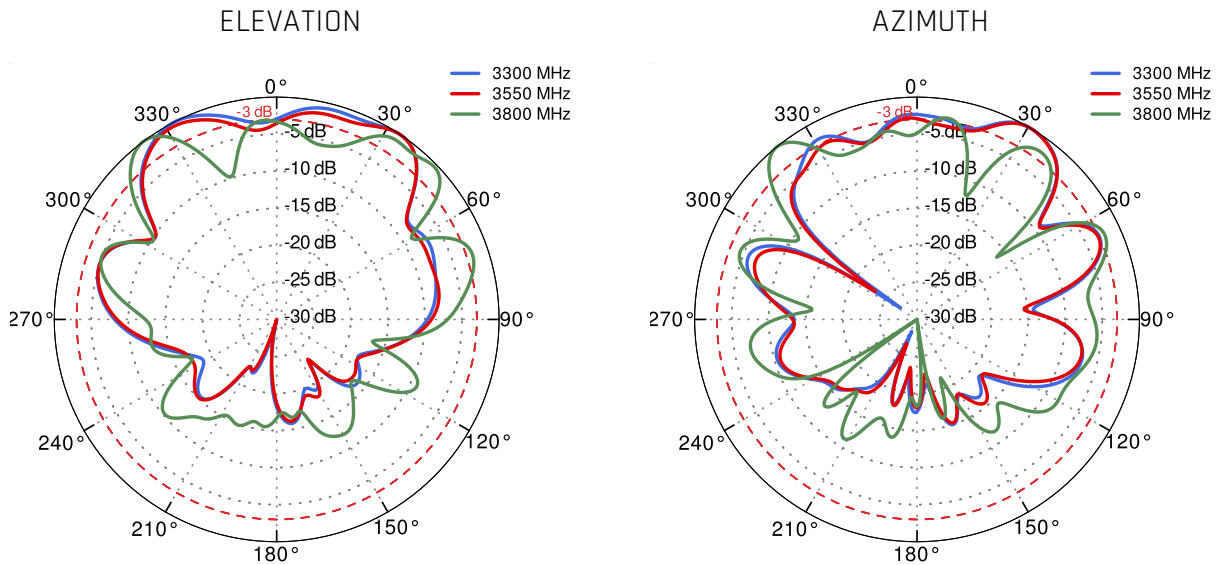
PORT 1&3 - 5G/LTE from 1.71GHz to 2.17GHz



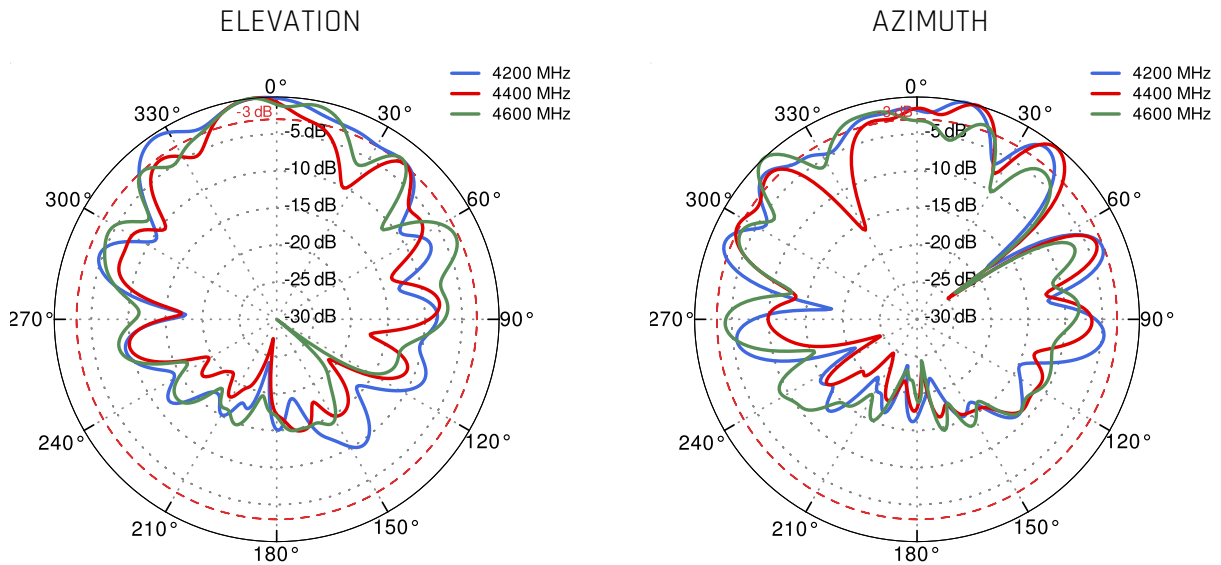
PORT 1&3 - 5G/LTE from 2.3GHz to 2.7GHz



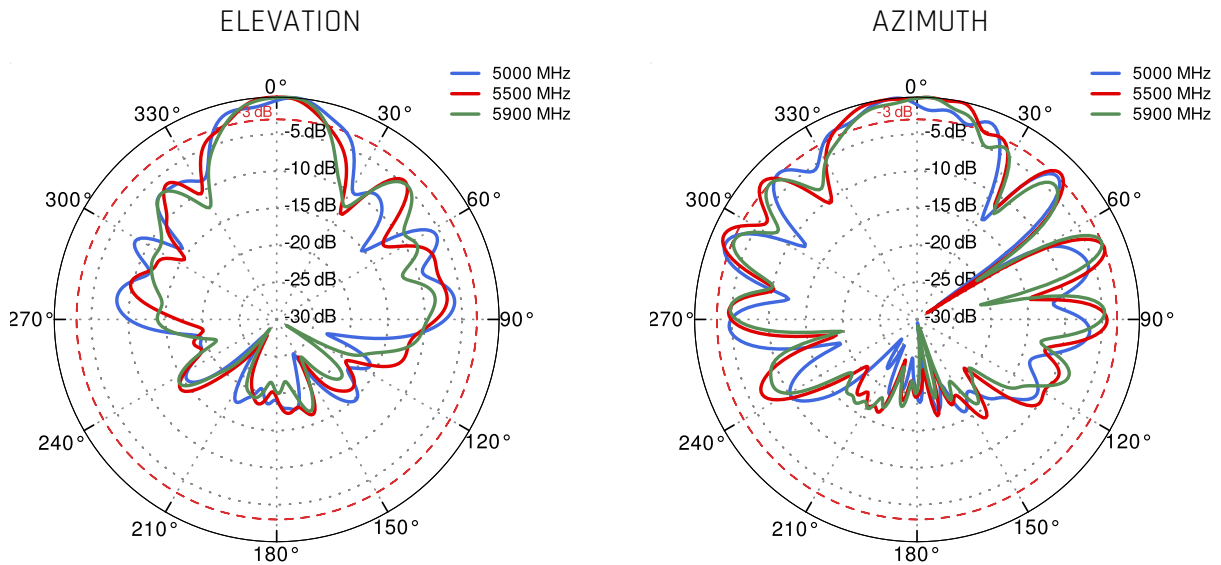
PORT 1&3 - 5G/LTE from 3.3GHz to 3.8GHz



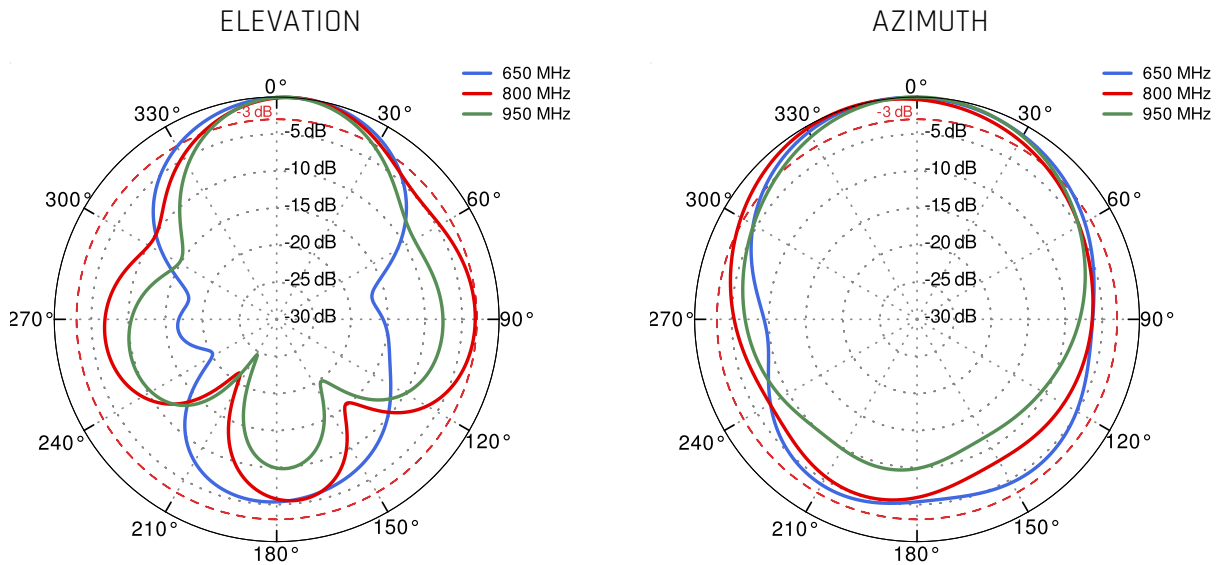
PORT 1&3 - 5G/LTE from 4.2GHz to 4.6GHz



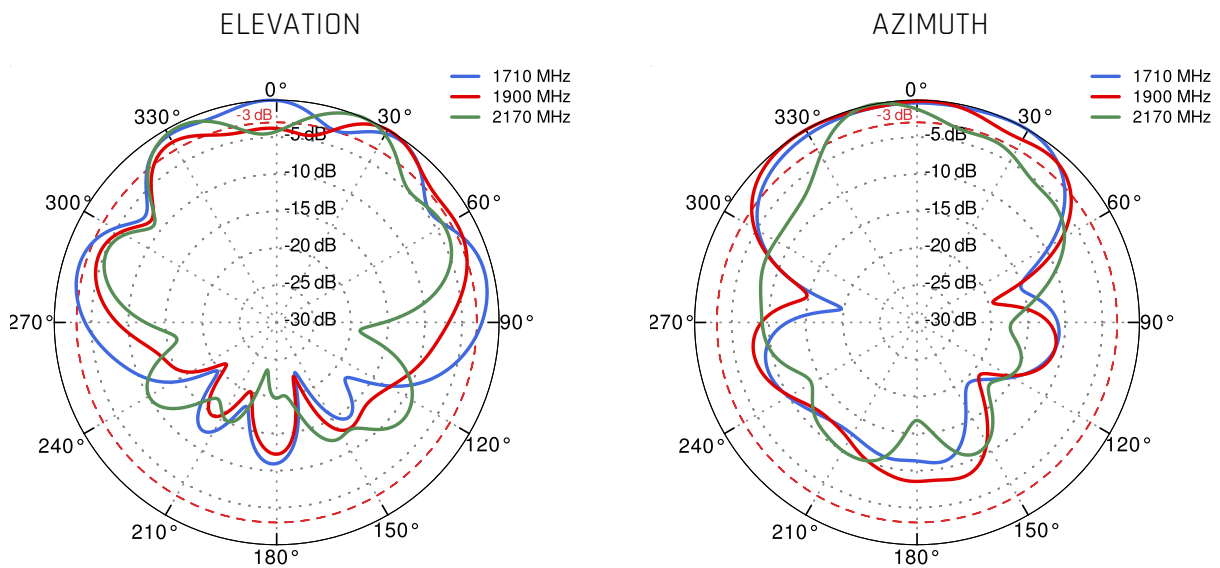
PORT 1&3 - 5G/LTE from 5.0GHz to 5.9GHz



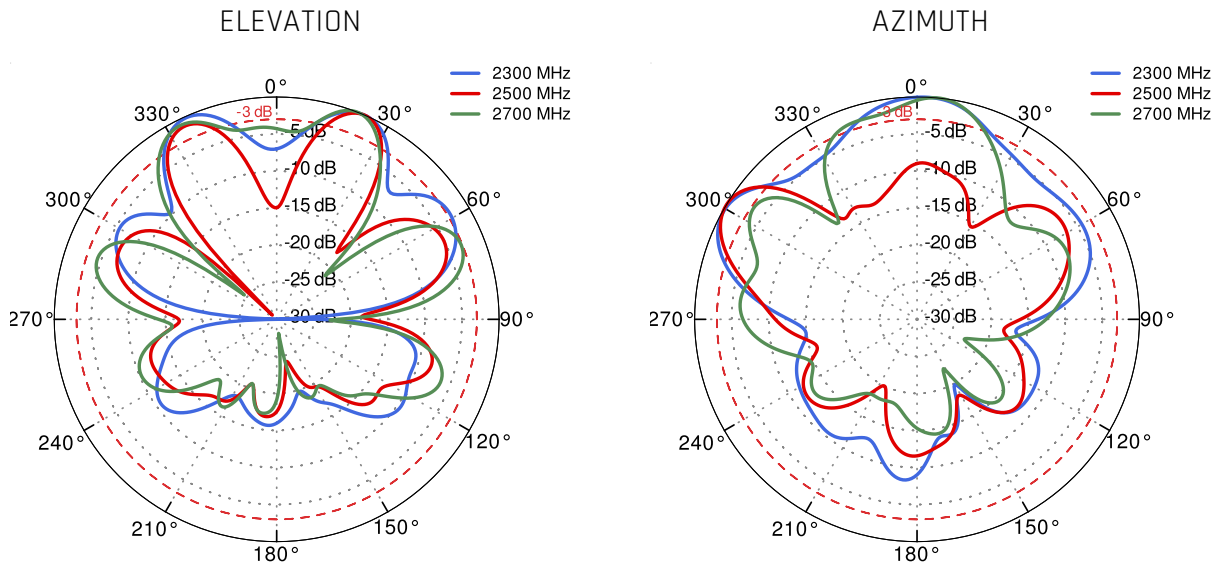
PORT 2&4 - 5G/LTE from 650MHz to 950MHz



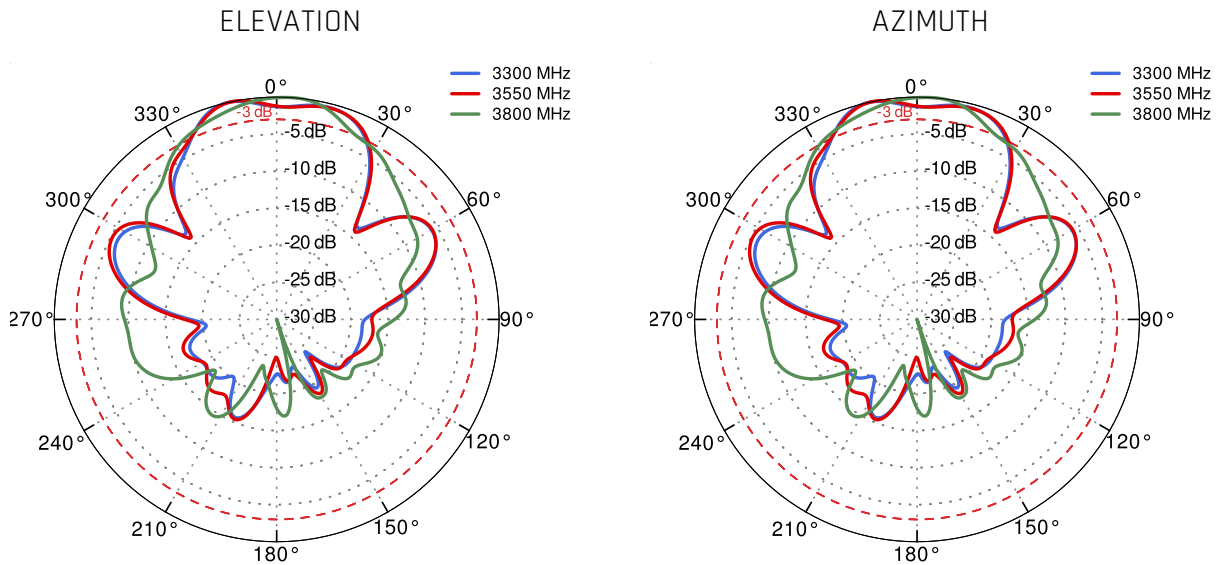
PORT 2&4 - 5G/LTE from 1.71GHz to 2.17GHz



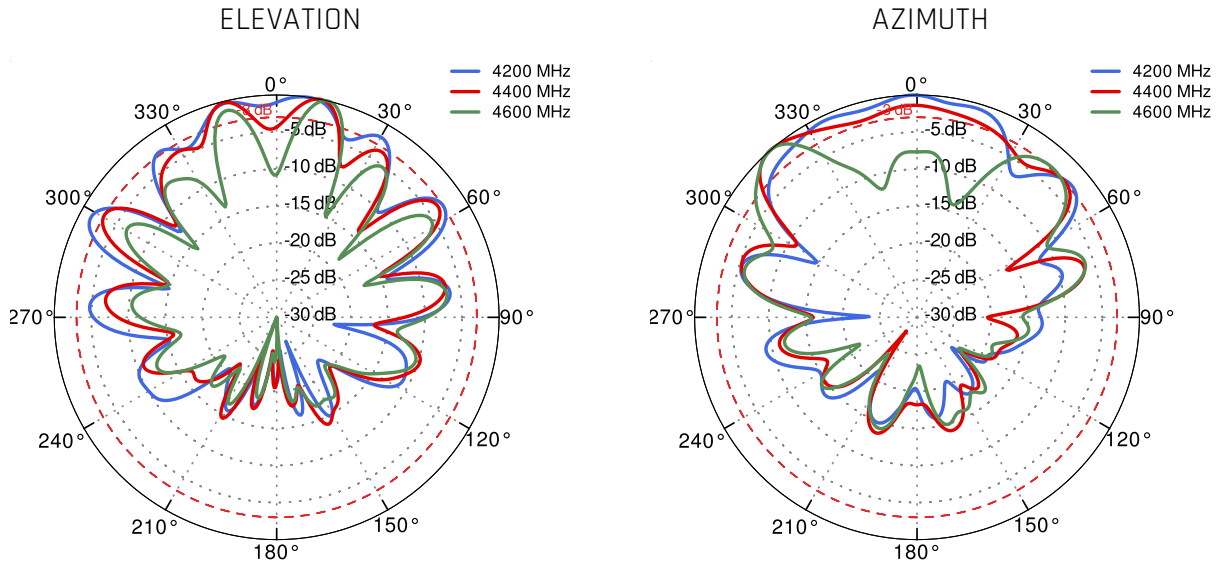
PORT 2&4 - 5G/LTE from 2.3GHz to 2.7GHz



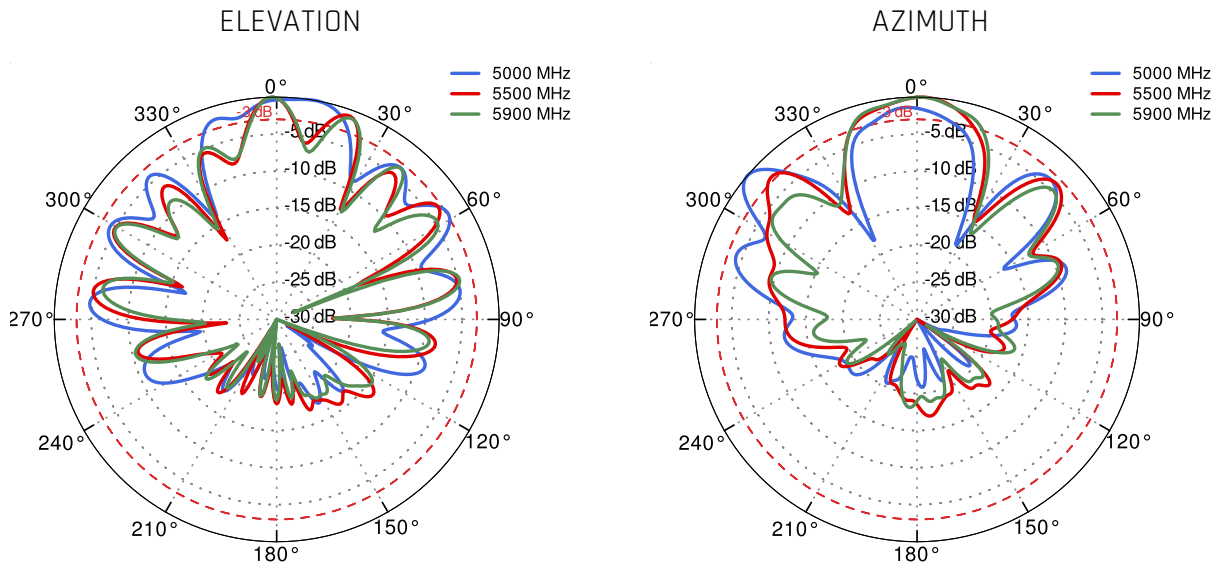
PORT 2&4 - 5G/LTE from 3.3GHz to 3.8GHz



PORT 2 - 5G/LTE from 4.2GHz to 4.6GHz



PORT 2 - 5G/LTE from 5.0GHz to 5.9GHz



DIMENSIONS

