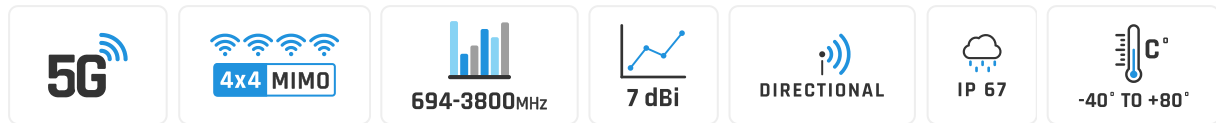


QuPanel 5G/LTE MIMO 4x4 TS9


Directional High Power multiband 5G/LTE MIMO 4x4 antenna for 5GEE router

QuPanel 5G/LTE for 5GEE directional, MIMO 4x4, high gain antenna is predicted for 5G and 4G LTE mainly, but is compatible with 3G and 2G as well. The antenna improves the signal in rural/suburban and locations where the mobile signal is weak. That antenna is predicted to be installed on the buildings (on the pole or on the wall). Due to very wide working frequency range, the antenna is universal client for 5G bands n77, n78 and LTE bands like LTE700 / 800 / 1800 / 1900 / 2100 / 2300 / 2600 / 3400 / 3800. It's compatible with 5GEE Smart 5G Hub and other MIMO 4x4, 5G routers.

Antenna comes with SMA connectors and SMA to TS9 adapters.



OUTDOOR ANTENNA WORKS IN ANY WEATHER CONDITIONS, IP67




MOUNTING SYSTEM WITH TWO PLANES, 60 DEGREES REGULATION



FOUR TS9 ADAPTERS



7.5 DBI GAIN



70° BEAMWIDTH



MADE IN EUROPE



5G / LTE ANTENNA SPECIFICATION

FREQUENCY	694 - 960 MHz 1.7 - 2.2 GHz 2.2 - 2.7 GHz 3.3 - 3.8 GHz
GAIN	694 - 960 MHz : 7 dBi 1.7 - 2.2 GHz : 7 dBi 2.2 - 2.7 GHz : 7.5 dBi 3.3 - 3.8 GHz : 5.5 dBi
SUPPORTED LTE BANDS	1, 2, 3, 4, 5, 7, 8, 9, 10, 12, 13, 14, 17, 18, 19, 20, 22, 25, 26, 27, 28, 29, 30, 33, 34, 35, 36, 37, 38, 39, 40, 41, 42, 43, 44, 48, 49, 52, 53, 65, 66, 67, 68, 69, 85, 103, 106
SUPPORTED 5G BANDS	n1, n2, n3, n5, n7, n8, n12, n13, n14, n18, n20, n25, n26, n28, n29, n30, n34, n38, n39, n40, n41, n48, n53, n65, n66, n67, n78, n80, n81, n82, n83, n84, n85, n86, n89, n90, n95, n97, n98, n100, n101, n256
VSWR	<1.70, max <2.00
BEAMWIDTH	70°/70° ±15°
POLARIZATION	Dual polarized X-Pol
IMPEDANCE	50 Ω
FRONT-TO-BACK	694 - 960 MHz : >10 dB 1.7 - 2.2 GHz : >12 dB 2.2 - 2.7 GHz : >14 dB 3.3 - 3.8 GHz : >17 dB

MECHANICAL SPECIFICATION

MATERIALS	ABS, aluminum, PTFE, Fiberglass
CONNECTOR TYPE	4x SMA plug
INGRESS PROTECTION	IP67
DIMENSIONS	392 x 392 x 99 mm 15.43 x 15.43 x 3.90 inch
WEIGHT	3.7 kg 8.16 lbs
OPERATING TEMPERATURE	From -40°C to 80°C From -40°F to 176°F
CABLE LENGTH	5m (P/N: AP5G4) or 10m (P/N: AP5G4-1)
CABLE TYPE	LMR195 white
MAST DIAMETER	25-66mm 0.98-2.60 inch

FREQUENCY BANDS

LTE / 4G

1	2	3	4	5	7	8
9	10	12	13	14	17	18
19	20	22	25	26	27	28
29	30	33	34	35	36	37
38	39	40	41	42	43	44
48	49	52	53	65	66	67
68	69	85	103	106		

694 MHz 3800 MHz

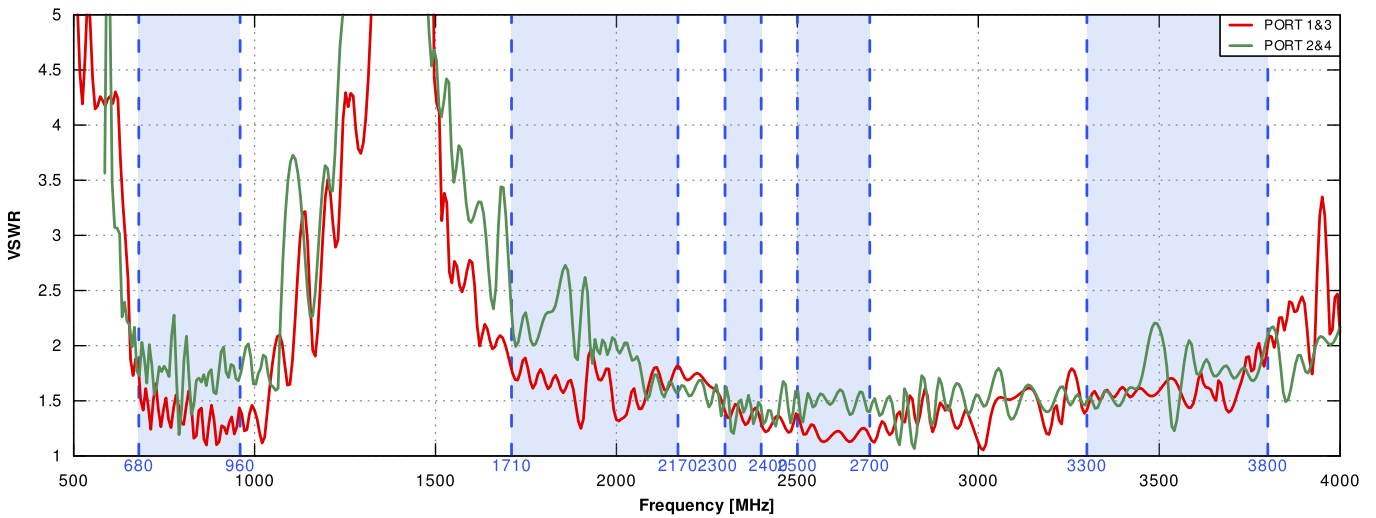
5G

n1	n2	n3	n5	n7	n8	n12
n13	n14	n18	n20	n25	n26	n28
n29	n30	n34	n38	n39	n40	n41
n48	n53	n65	n66	n67	n78	n80
n81	n82	n83	n84	n85	n86	n89
n90	n95	n97	n98	n100	n101	n256

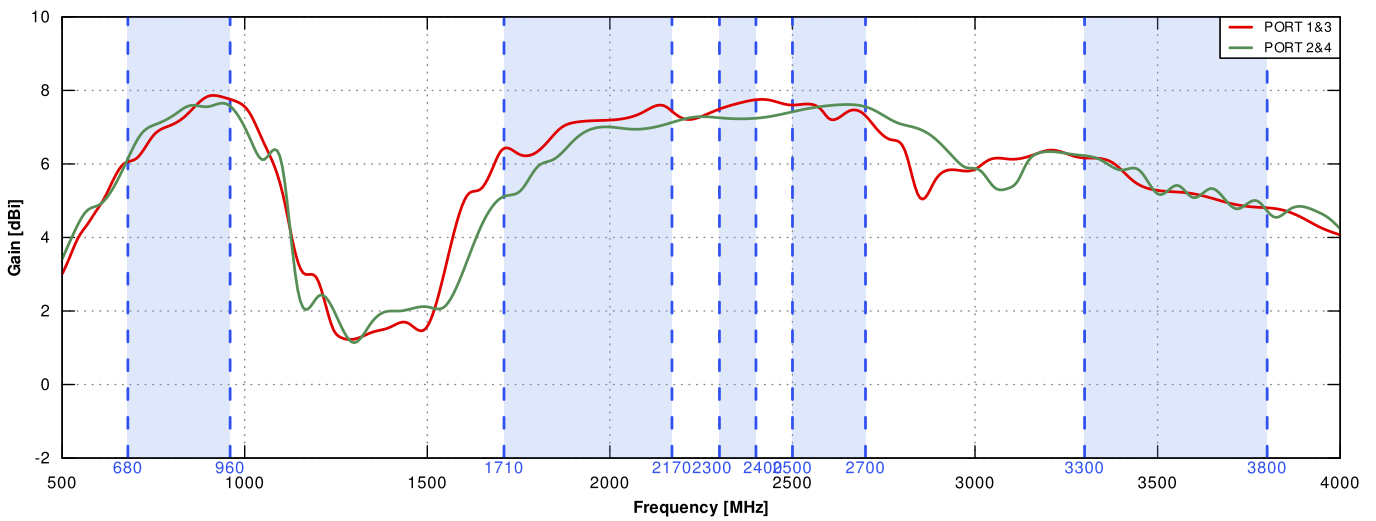
694 MHz 3800 MHz

PLOTS

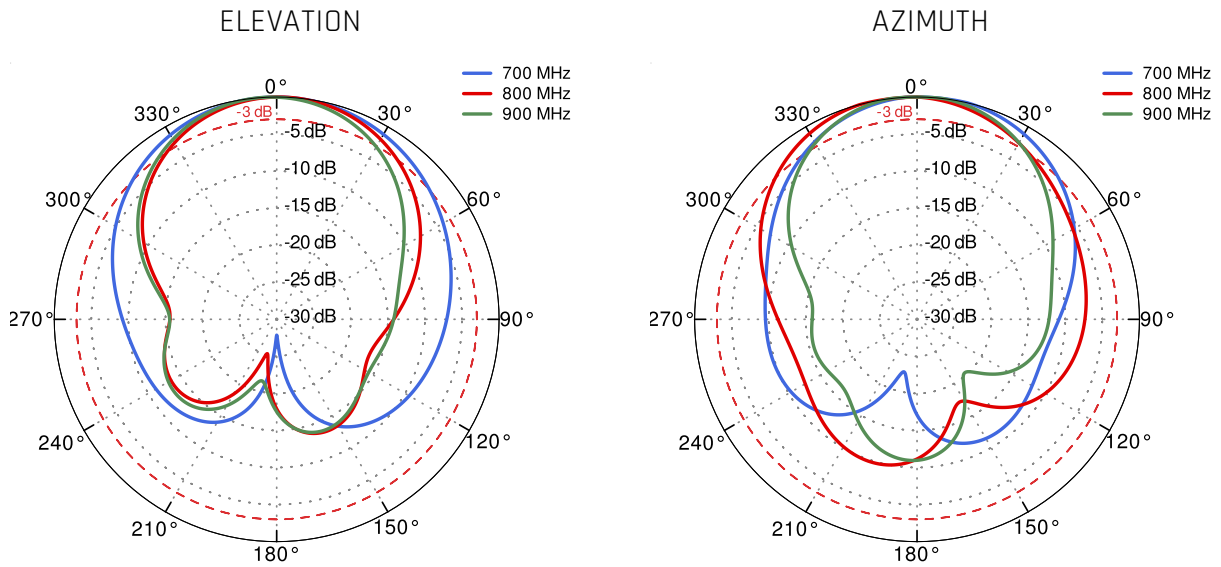
VSWR



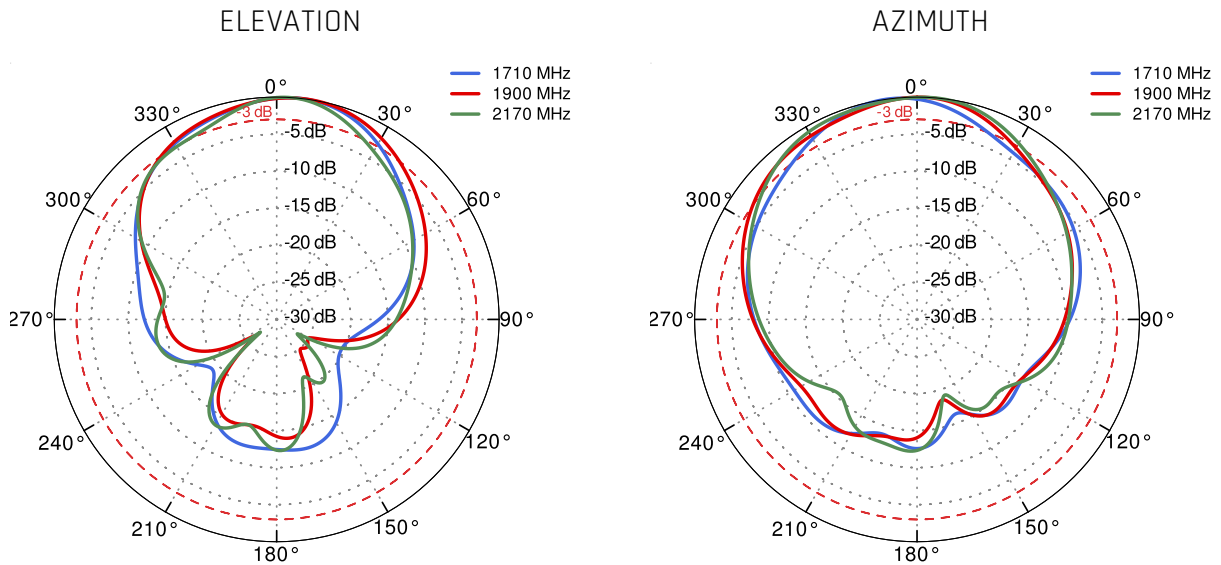
Gain

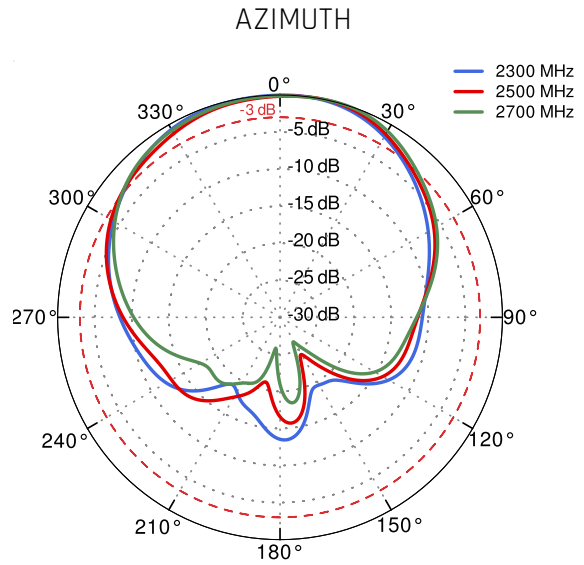
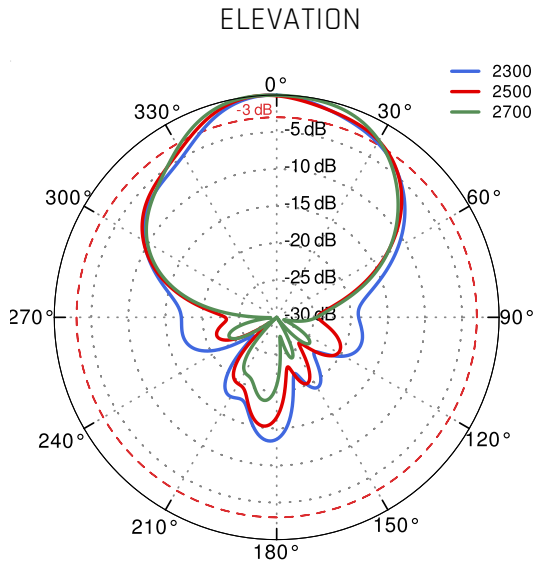
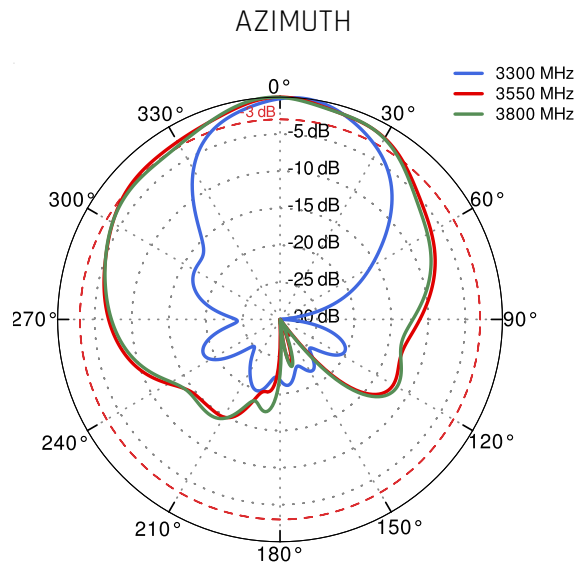
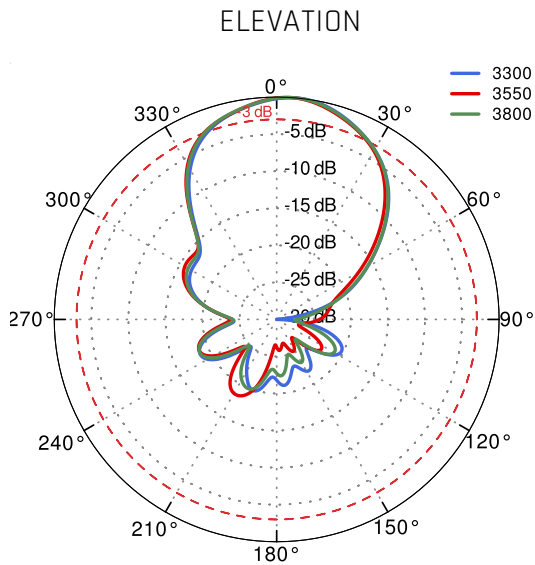


Port 1&3 700MHz to 900MHz

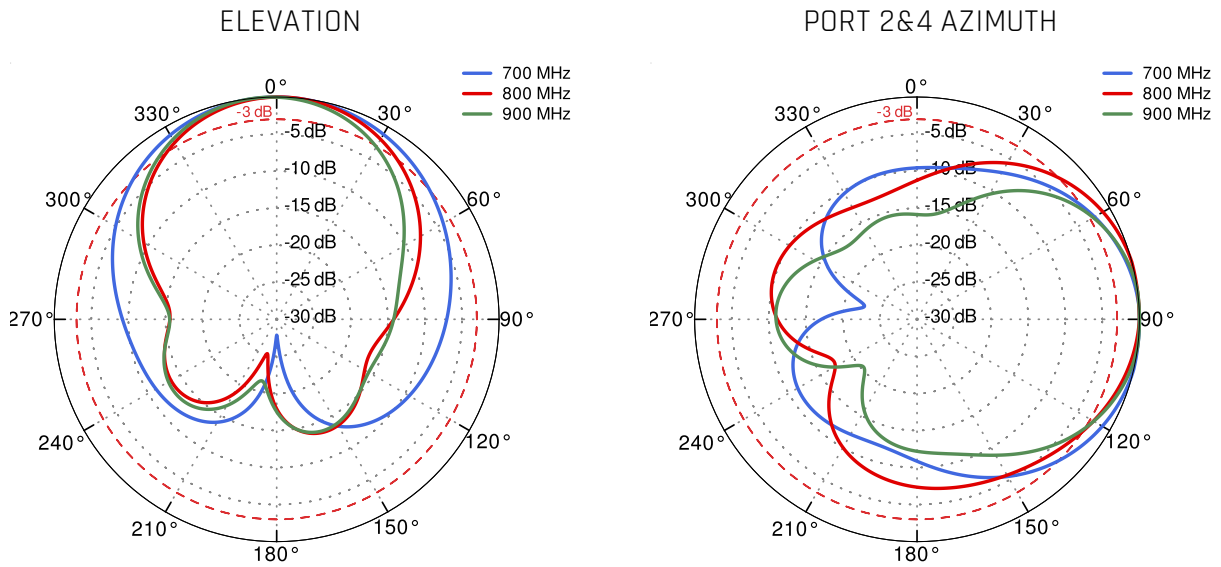


Port 1&3 1.71GHz to 2.17GHz

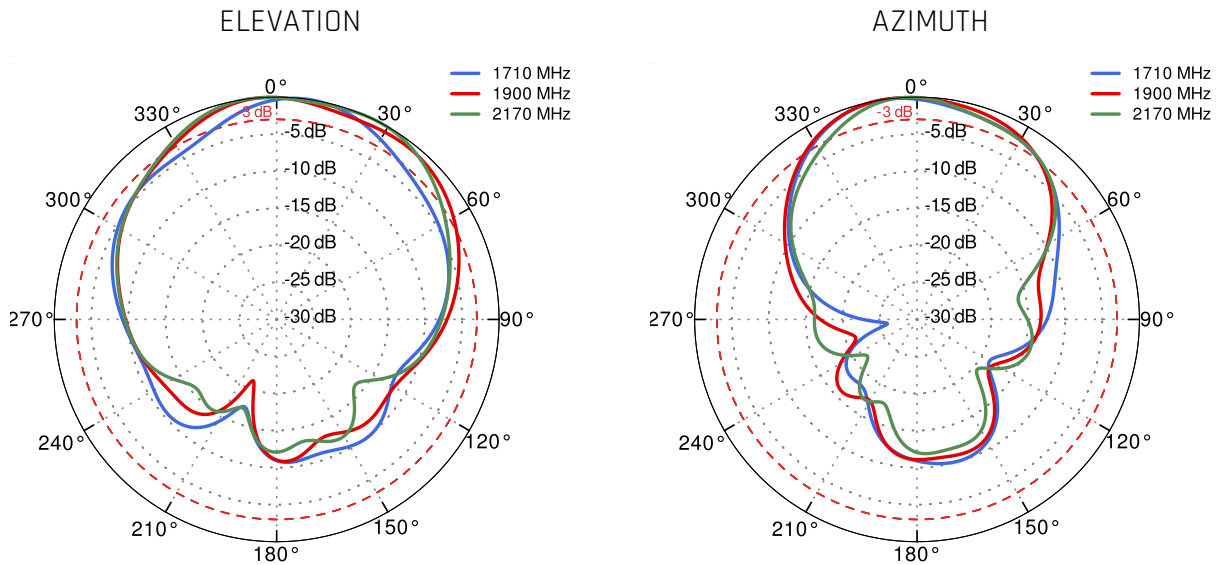


Port 1&3 2.3GHz to 2.7GHz

Port 1&3 3.3GHz to 3.8GHz


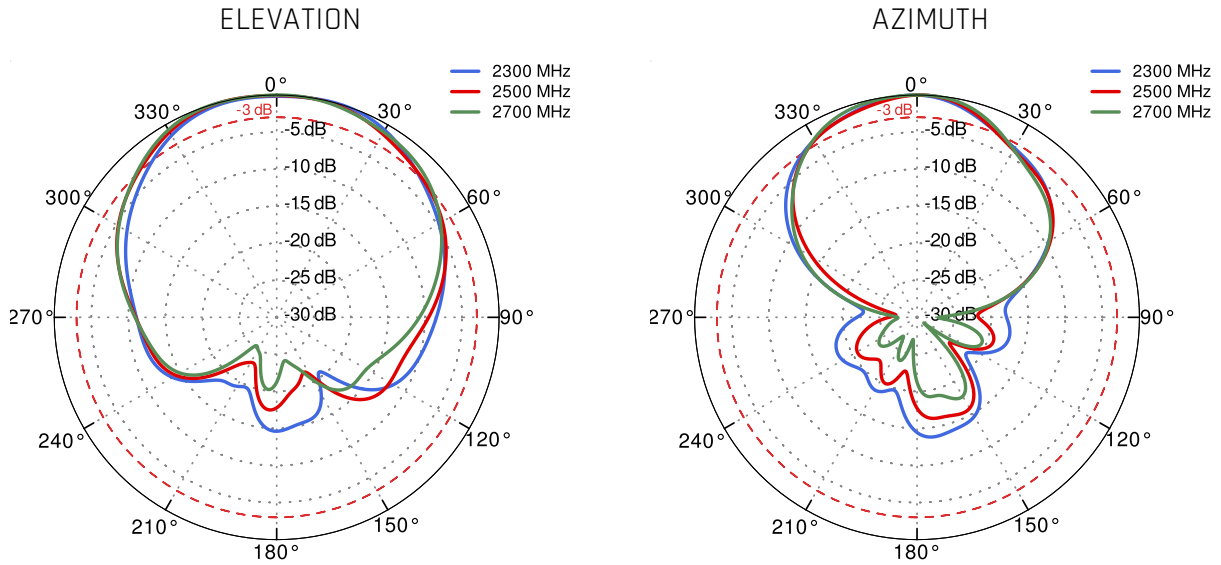
Port 2&4 700MHz to 900MHz



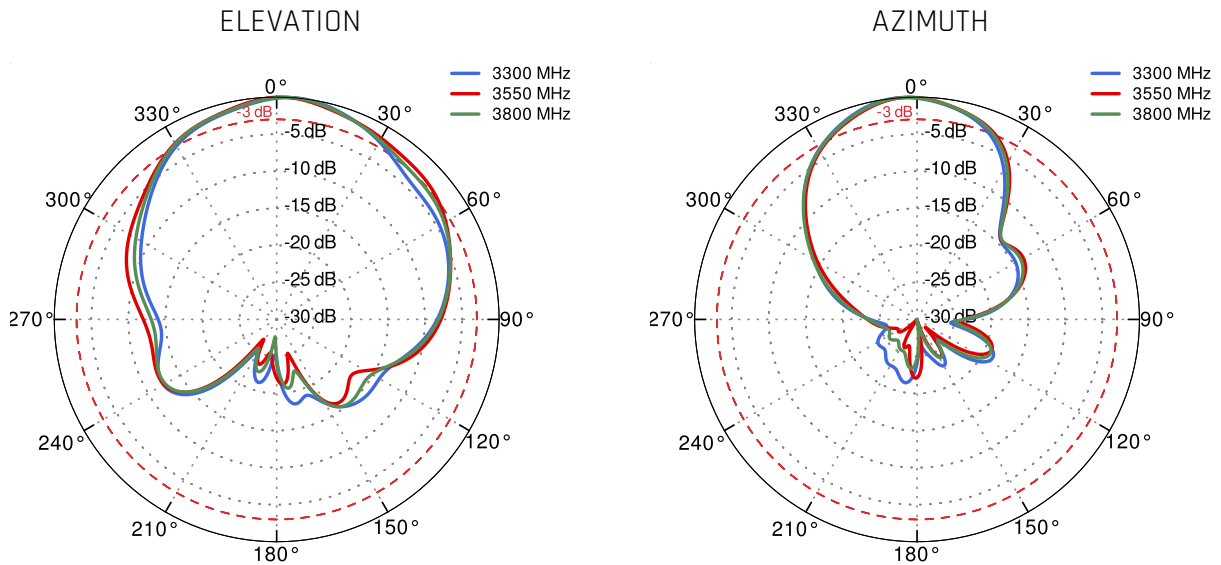
Port 2&4 1.71GHz to 2.17GHz



Port 2&4 2.3GHz to 2.7GHz



Port 2&4 3.3GHz to 3.8GHz



DIMENSIONS

