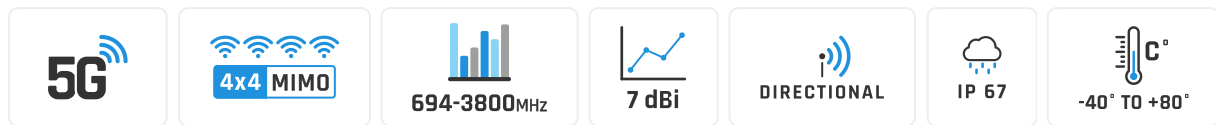


# QuPanel 5G/LTE MIMO 4x4


## Directional High Power multiband 5G/LTE MIMO 4x4 antenna

QuPanel 5G/LTE directional MIMO 4x4 high gain antenna is predicted for 5G and 4G LTE mainly, but is compatible with 3G and 2G as well. The antenna improves the signal in rural/suburban and locations where the mobile signal is weak. That antenna is predicted to be installed on the buildings (on the pole or on the wall). Due to very wide working frequency range, the antenna is universal client for 5G bands n77, n78 and LTE bands like LTE700 / 800 / 1800 / 1900 / 2100 / 2300 / 2600 / 3400 / 3800. It's compatible with Teltonika and other MIMO 4x4 5G / LTE / 3G / 2G modems and routers.

Check out the new, [ultra wide 5G Global antenna](#).



OUTDOOR ANTENNA WORKS IN ANY WEATHER CONDITIONS, IP67



MOUNTING SYSTEM WITH TWO PLANES, 60 DEGREES REGULATION



FOUR SMA CONNECTORS



7.5 DBI GAIN



70° BEAMWIDTH



MADE IN EUROPE



## 5G / LTE ANTENNA SPECIFICATION

<b>FREQUENCY</b>	694 - 960 MHz 1.7 - 2.2 GHz 2.2 - 2.7 GHz 3.3 - 3.8 GHz
<b>GAIN</b>	694 - 960 MHz : 7 dBi 1.7 - 2.2 GHz : 7 dBi 2.2 - 2.7 GHz : 7.5 dBi 3.3 - 3.8 GHz : 5.5 dBi
<b>SUPPORTED LTE BANDS</b>	1, 2, 3, 4, 5, 7, 8, 9, 10, 12, 13, 14, 17, 18, 19, 20, 22, 25, 26, 27, 28, 29, 30, 33, 34, 35, 36, 37, 38, 39, 40, 41, 42, 43, 44, 48, 49, 52, 53, 65, 66, 67, 68, 69, 85, 103, 106
<b>SUPPORTED 5G BANDS</b>	n1, n2, n3, n5, n7, n8, n12, n13, n14, n18, n20, n25, n26, n28, n29, n30, n34, n38, n39, n40, n41, n48, n53, n65, n66, n67, n78, n80, n81, n82, n83, n84, n85, n86, n89, n90, n95, n97, n98, n100, n101, n256
<b>VSWR</b>	<1.70, max <2.00
<b>BEAMWIDTH</b>	70°/70° ±15°
<b>POLARIZATION</b>	Dual polarized X-Pol
<b>IMPEDANCE</b>	50 Ω
<b>FRONT-TO-BACK</b>	694 - 960 MHz : >10 dB 1.7 - 2.2 GHz : >12 dB 2.2 - 2.7 GHz : >14 dB 3.3 - 3.8 GHz : >17 dB

## MECHANICAL SPECIFICATION

<b>MATERIALS</b>	ABS, aluminum, PTFE, Fiberglass
<b>CONNECTOR TYPE</b>	4x SMA plug
<b>INGRESS PROTECTION</b>	IP67
<b>DIMENSIONS</b>	392 x 392 x 99 mm 15.43 x 15.43 x 3.90 inch
<b>WEIGHT</b>	3.7 kg 8.16 lbs
<b>OPERATING TEMPERATURE</b>	From -40°C to 80°C From -40°F to 176°F
<b>CABLE LENGTH</b>	5m (P/N: AP5G4) or 10m (P/N: AP5G4-1)
<b>CABLE TYPE</b>	LMR195 white
<b>MAST DIAMETER</b>	25-66mm 0.98-2.60 inch

# FREQUENCY BANDS

**LTE / 4G**

	1	2	3	4	5	7	8	
	9	10	12	13	14	17	18	
	19	20	22	25	26	27	28	
694 MHz	29	30	33	34	35	36	37	3800 MHz
	38	39	40	41	42	43	44	
	48	49	52	53	65	66	67	
	68	69	85	103	106			

**5G**

	n1	n2	n3	n5	n7	n8	n12	
	n13	n14	n18	n20	n25	n26	n28	
694 MHz	n29	n30	n34	n38	n39	n40	n41	3800 MHz
	n48	n53	n65	n66	n67	n78	n80	
	n81	n82	n83	n84	n85	n86	n89	
	n90	n95	n97	n98	n100	n101	n256	

## COMPATIBLE ROUTERS

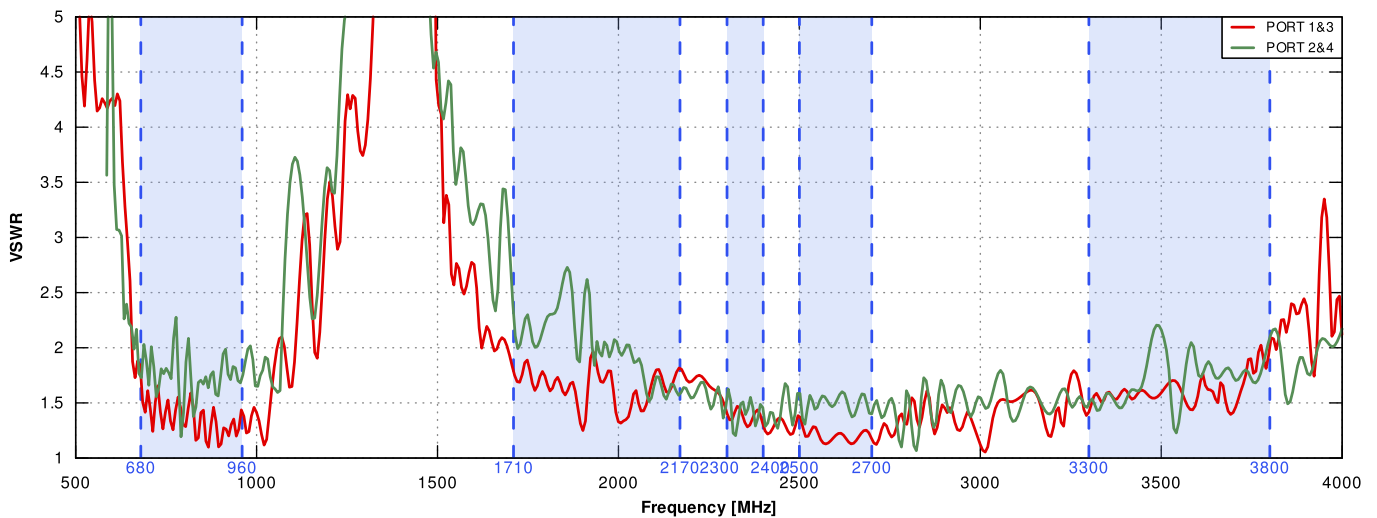
VARIANTS: AP5G4, AP5G4-1

<b>TELTONIKA</b>	RUTC42, RUTC50, RUTM30, RUTM31, RUTM51, RUTM54, RUTM55, RUTM56, RUTM59, RUTX12, RUTX14, RUTX50, TRB500, TRB501
<b>ROBUSTEL</b>	EG5120, EG5200, R2000, R5010, R5020, R5020 Lite
<b>CISCO</b>	CG418-E, CG522-E
<b>COMSET</b>	CM550W, CM580W, CM685VX, CM770W-6, CM950W
<b>CUDY</b>	P5
<b>DIGI</b>	EX50, IX40, TX54 LTE-Advanced, TX64
<b>ERICSSON (CRADLEPOINT)</b>	E300, E3000, IBR1700, R1900, R2400, R980, W1850, W4005
<b>FORTINET</b>	FEX-311F, FEX-311F
<b>FOUR-FAITH</b>	5G Industrial CPE F-NR200, 5G Industrial Router F-NR100, 5G SIM WiFi Router F-NR120, 5G Smart Light Pole Gateway F-G300, 5G WiFi Router with SIM Card Slot F-NR130, Smart Light Pole Gateway F-G310
<b>MILESIGHT</b>	UF31, UR75
<b>PEPLINK</b>	Balance 310 5G, Balance 310 fiber 5G, BR1 Mini 5G, BR1 Pro (CAT-20), BR1 Pro CAT-20, BR2 PRO, MAX BR1 Pro 5G, MAX HD2, MAX HD2 Mini, MAX Transit, MAX Transit Duo Pro, UBR Plus
<b>PERLE</b>	IRG7440
<b>PROROUTE</b>	H685 WRT M2M 5G Router, H900 5G Router
<b>ROBUSTEL</b>	EG5120, EG5200, R2000, R5010, R5020, R5020 Lite
<b>SEMTECH (SIERRA WIRELESS)</b>	AirLink MG90 5G, AirLink XR60

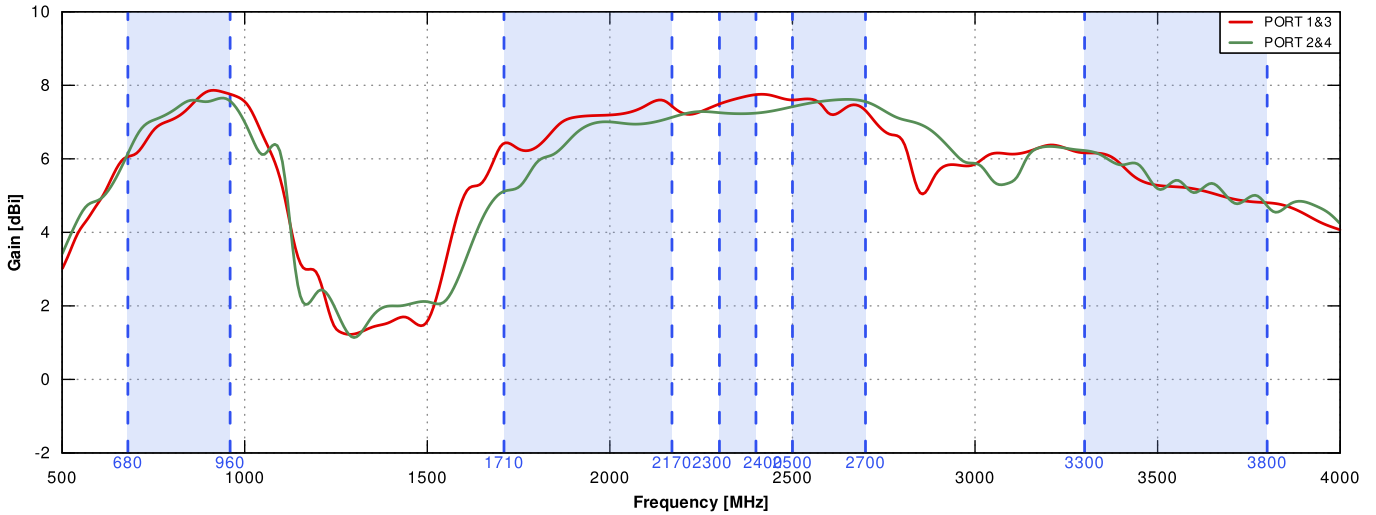
<b>SIEMENS</b>	6GK5853-2EA00-2DA1
<b>TELTONIKA</b>	RUTC42, RUTC50, RUTM30, RUTM31, RUTM51, RUTM54, RUTM55, RUTM56, RUTM59, RUTX12, RUTX14, RUTX50, TRB500, TRB501
<b>WAVETEL</b>	W4600-NR 5G, W4A00 5G, WNR320 5G, WNR340 5G
<b>WLINK</b>	G230, G530, G530
<b>ZYXEL</b>	Nebula FWA510
<b>OTHER</b>	4 * SMA

## PLOTS

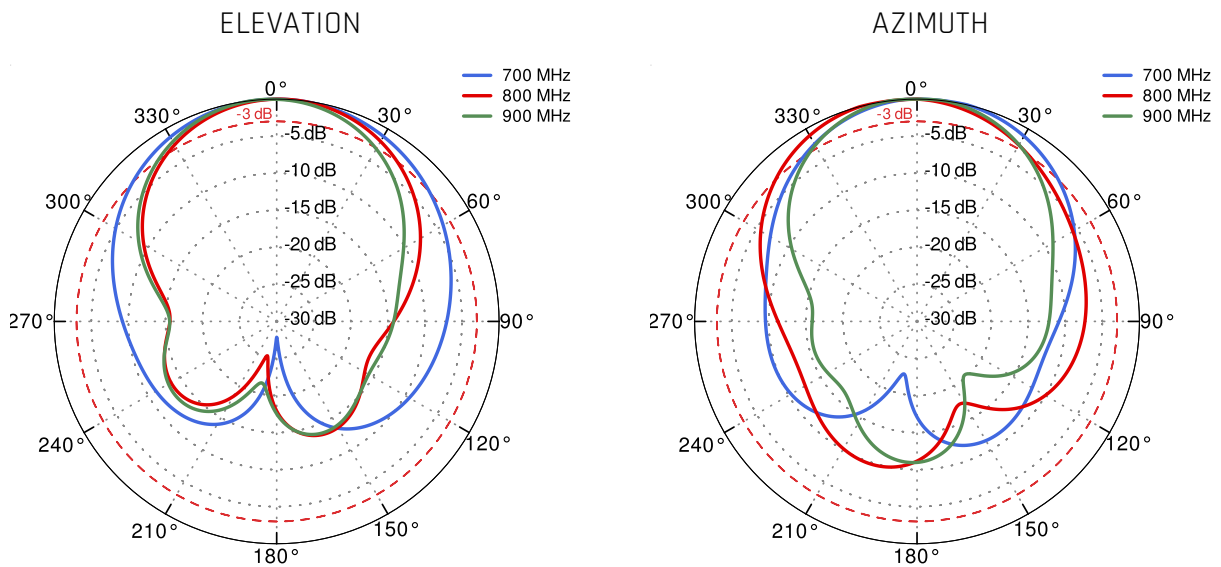
### VSWR

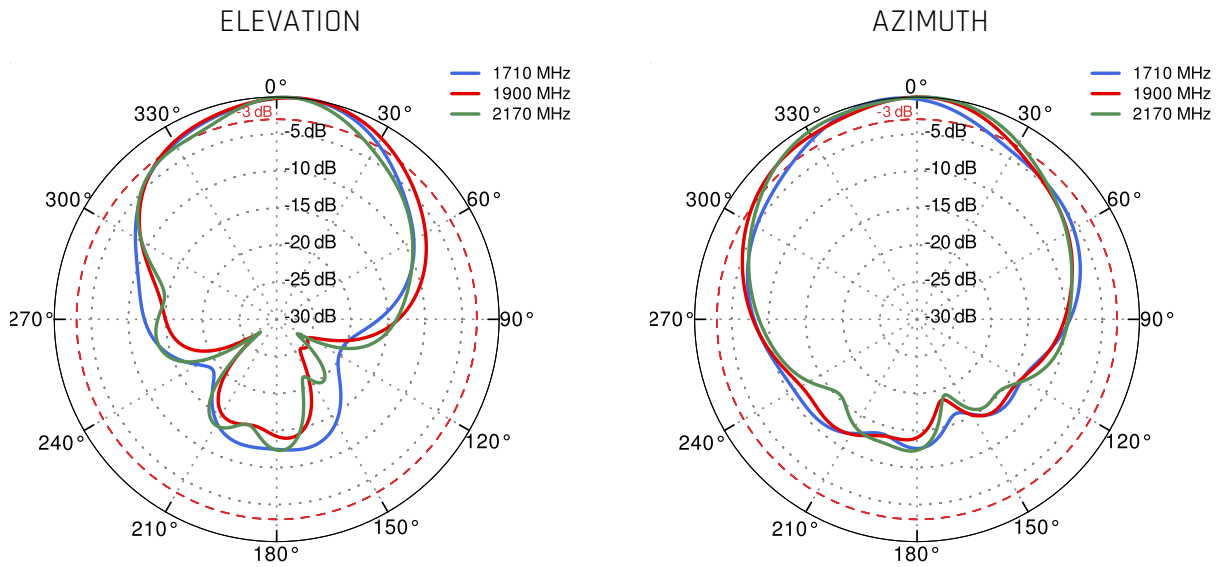
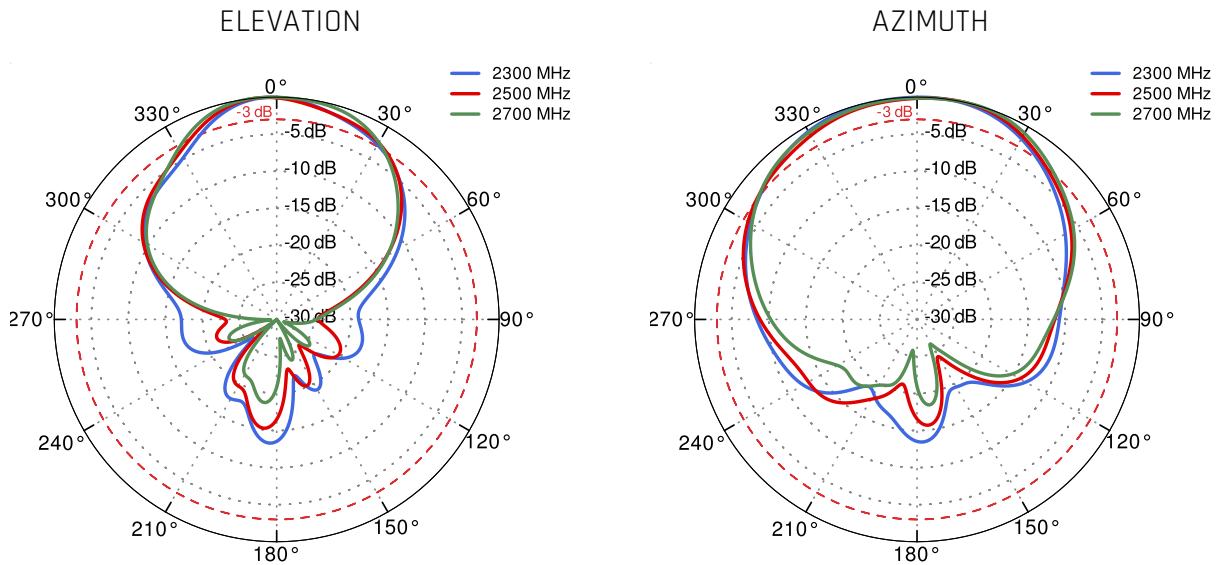


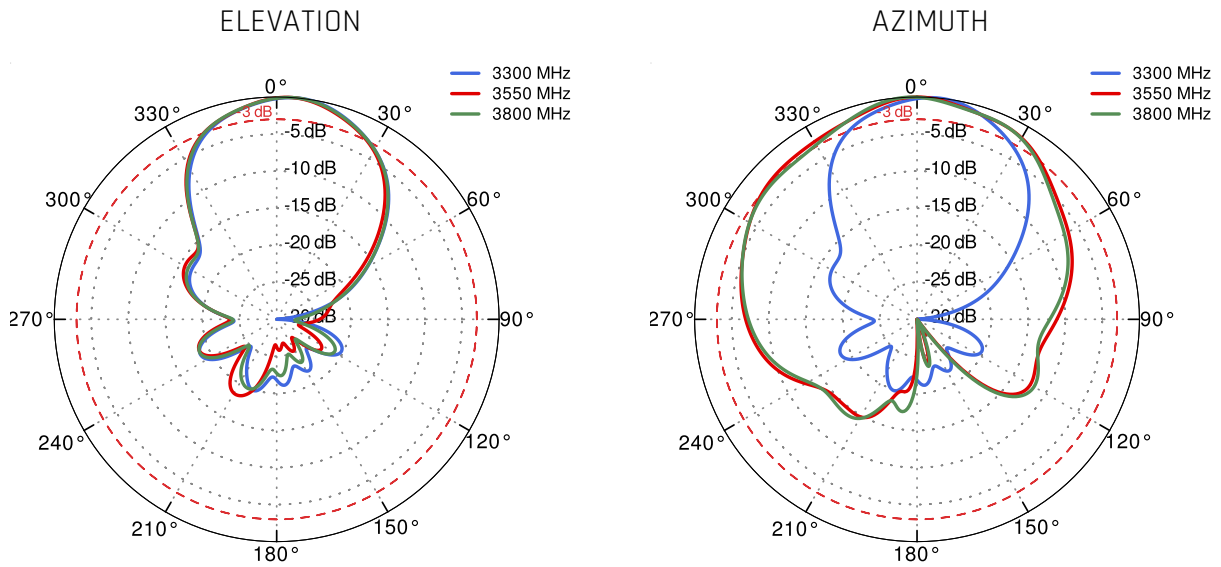
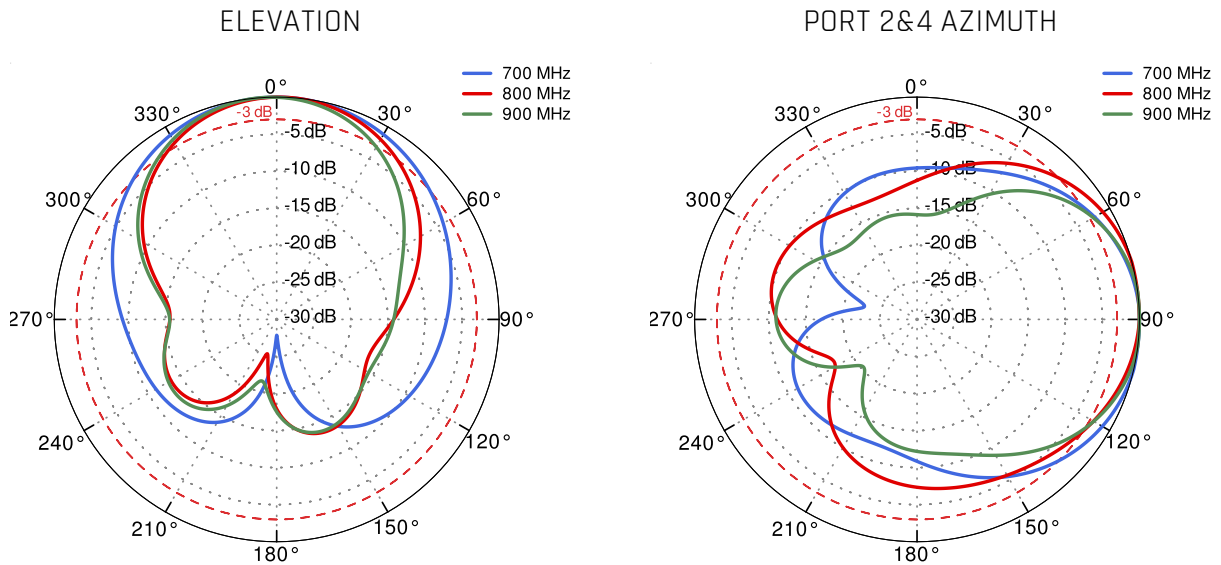
Gain

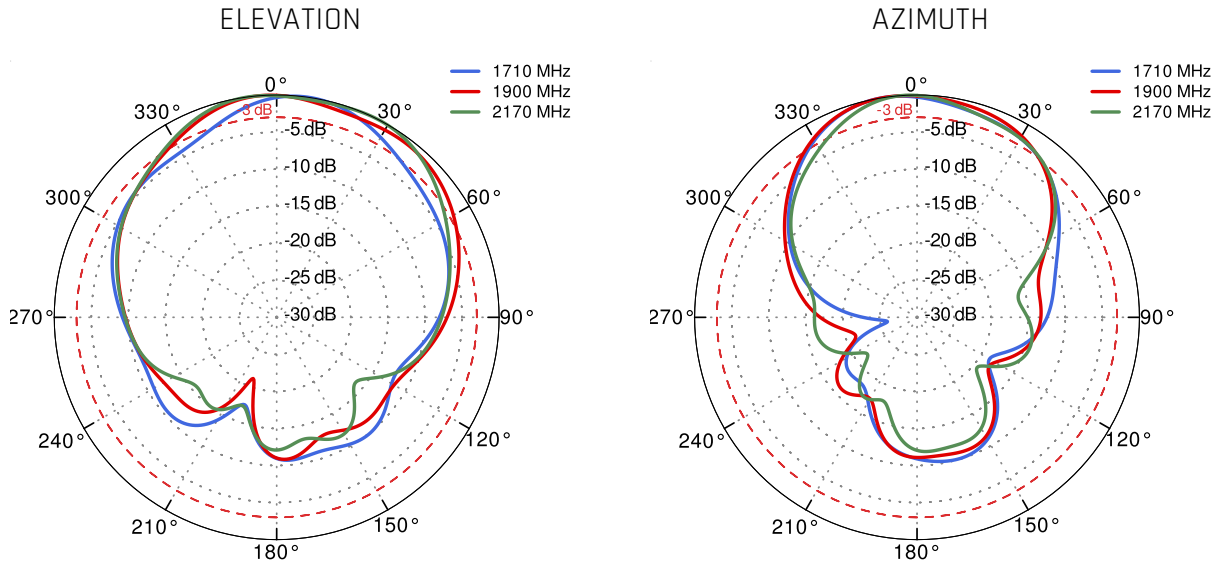
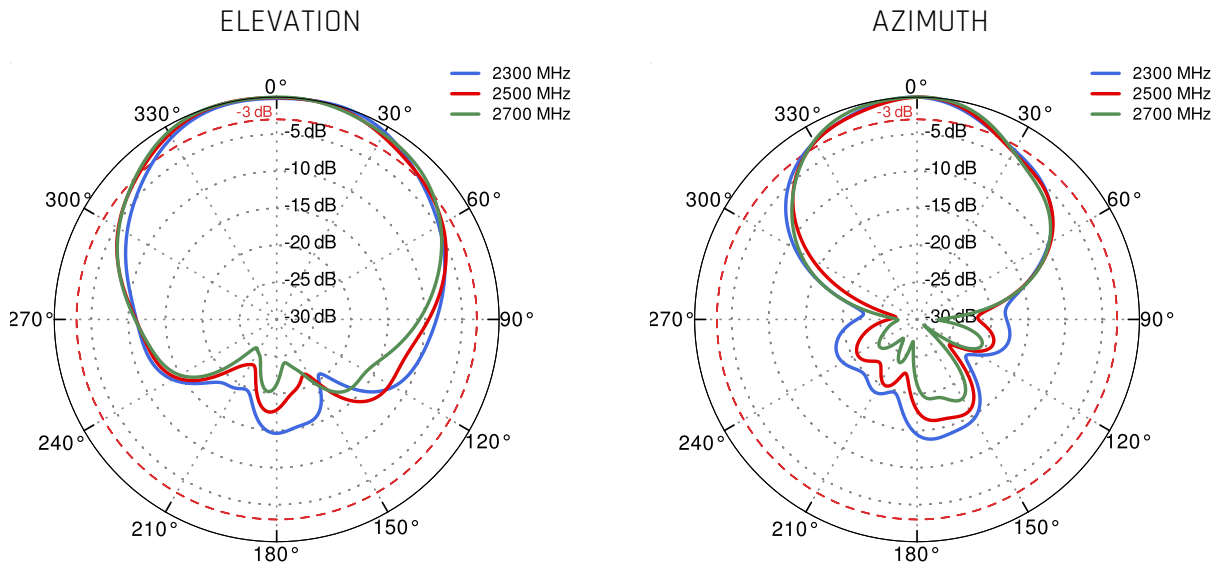


Port 1&3 700MHz to 900MHz

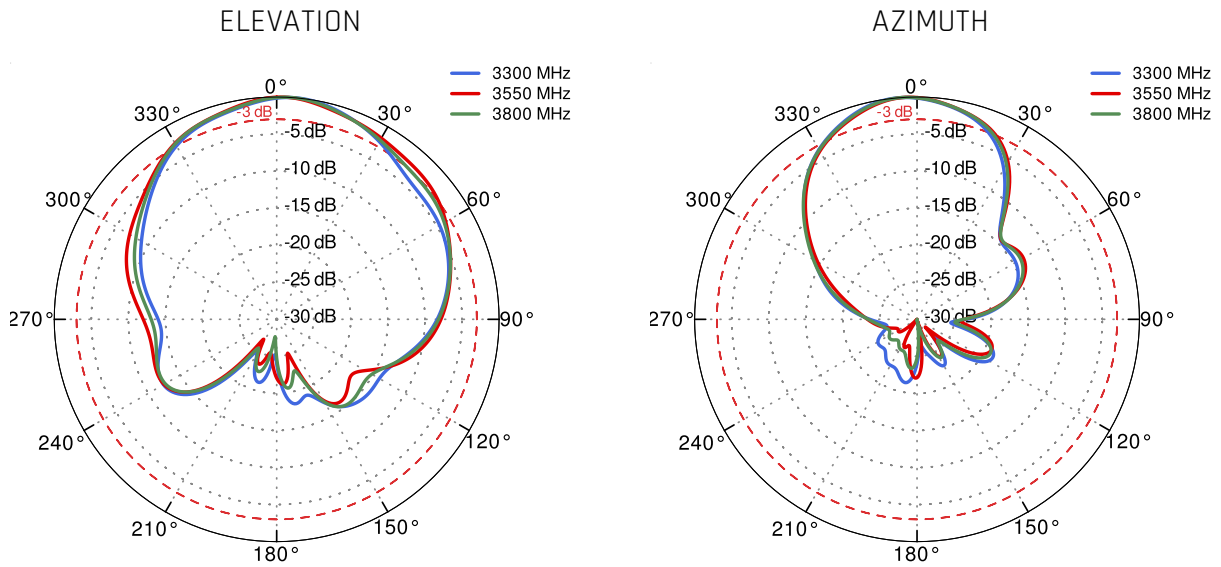


**Port 1&3 1.71GHz to 2.17GHz**

**Port 1&3 2.3GHz to 2.7GHz**


**Port 1&3 3.3GHz to 3.8GHz**

**Port 2&4 700MHz to 900MHz**


**Port 2&4 1.71GHz to 2.17GHz**

**Port 2&4 2.3GHz to 2.7GHz**


Port 2&4 3.3GHz to 3.8GHz



**DIMENSIONS**

