

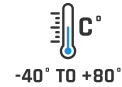

QuSector 12HV-30-4 Nf

QuSector 12HV-30-4 offers a 30 degrees, 12dBi gain signal with two RP-SMA 2.4GHz connectors. It is a perfect indoor and outdoor device for industrial installations.

-End of Life- QuSector 12HV-30-4 is a concurrent dual band, H&V polarity, MIMO 4x4 panel antenna. It operates at 2.4GHz and 5GHz simultaneously with 12dBi gain. Due to its medium gain, it can be used on short or medium distances, for example for hotspots in schools, stadiums, offices or public places. High quality injection moulded enclosure allows to implement it alongside with indoor and IP67 outdoor solutions. Wide frequency range (2.4-2.5GHz & 5.1-5.9GHz) helps to find suitable frequency for the most effective operation. The antenna comes with four Nf connectors.

WE REGRET TO INFORM YOU THAT THE PRODUCT HAS REACHED ITS END OF LIFE (EOL). A NEWER AND BETTER VERSION IS NOW OUT. CHECK IT OUT HERE: [QuSector 14HV-30-4 Wi-Fi 6e Nf](#)

END OF LIFE



OUTDOOR ANTENNA WORKS IN **ANY WEATHER CONDITIONS**, IP67




ANTENNA **PERFECTLY MATCHED** WITH THE ROUTER



WALL OR MAST MOUNTING SYSTEM WITH **TWO PLANES, 60 DEGREES REGULATION**



MADE IN **EUROPE**



WI-FI SPECIFICATION

FREQUENCY	2.4 - 2.5GHz 5.1 - 5.9GHz
GAIN	12 dBi
VSWR	< 2.00
BEAMWIDTH	35°/35°
POLARIZATION	Horizontal Vertical
IMPEDANCE	50 Ω
SEPARATION BETWEEN CONNECTORS	>25dB
FRONT-TO-BACK	> 20dB >25dB
MAX INPUT POWER	50W
DC GROUND	Yes

MECHANICAL SPECIFICATION

MATERIAL	ABS
CONNECTOR	4xNf
OUTER DIMENSIONS	272 x 276 x 96 mm 10.71 x 10.87 x 3.78 inch
WEIGHT	1.8 kg
OPERATING TEMPERATURE	-40°C to +80°C -40°F to 176°F

MOUNTING KIT

DIMENSIONS

9.9 x 10.5 x 14.8 cm
3.9 x 4.13 x 5.83 inch

REGULATION RANGE

+/- 30°

MAST DIAMETER RANGE

25 - 66mm
0.98-2.60 inch

MATERIAL

Polyamide with fiberglass + galvanized steel U-Bolts

MOUNTING PLACE

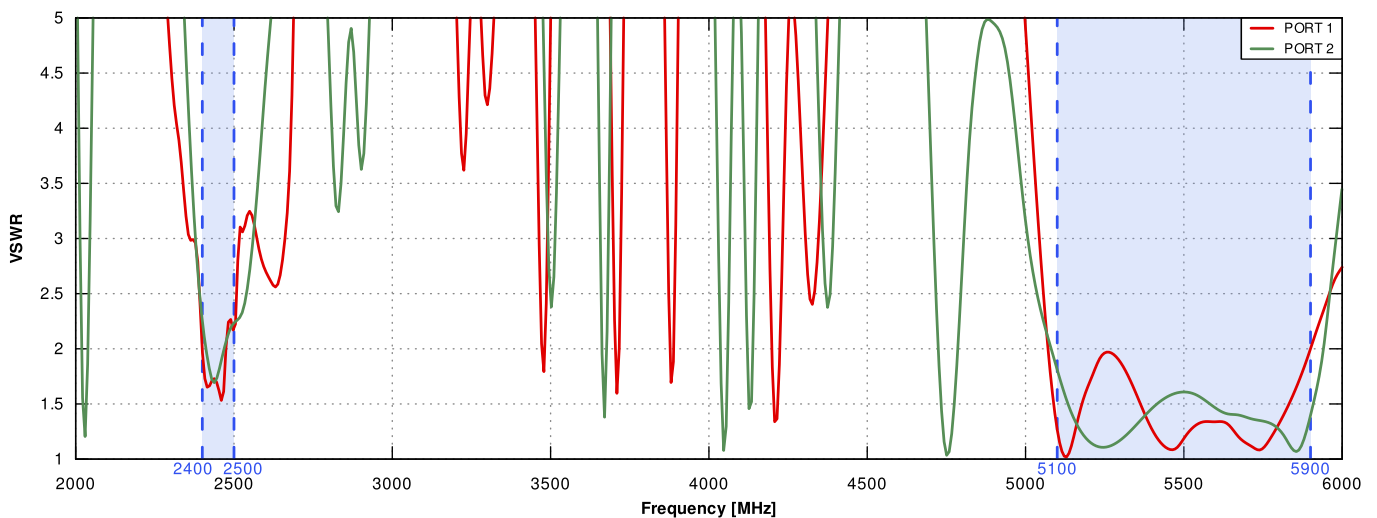
Wall or ceiling or mast

COMPATIBLE ROUTERS

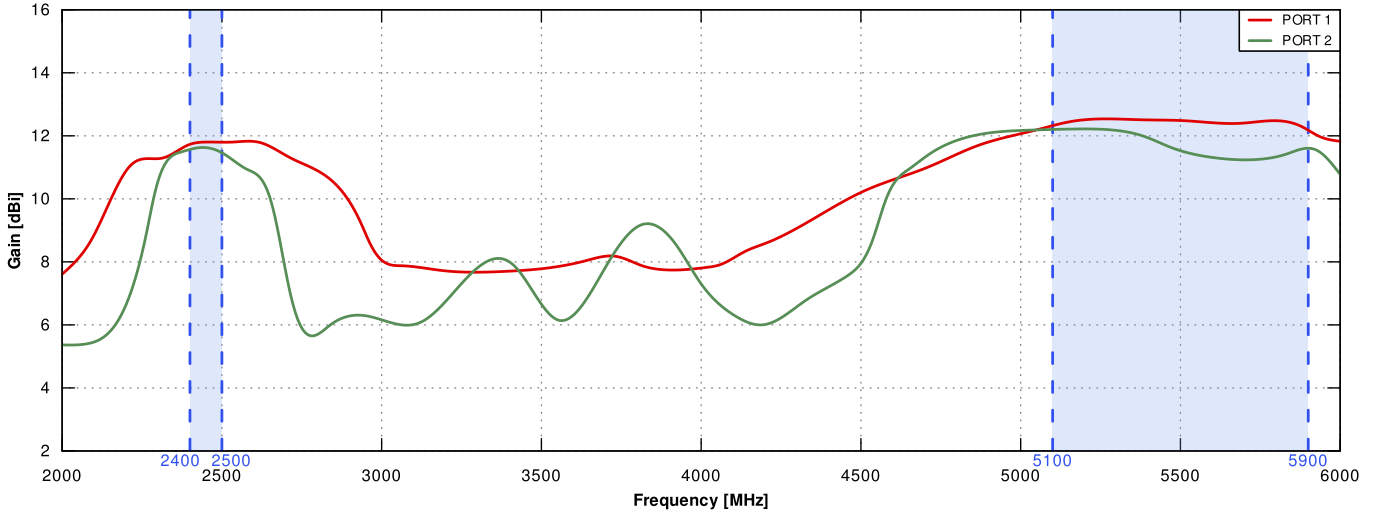
VARIANT: S12HV.30.4NF

PLOTS

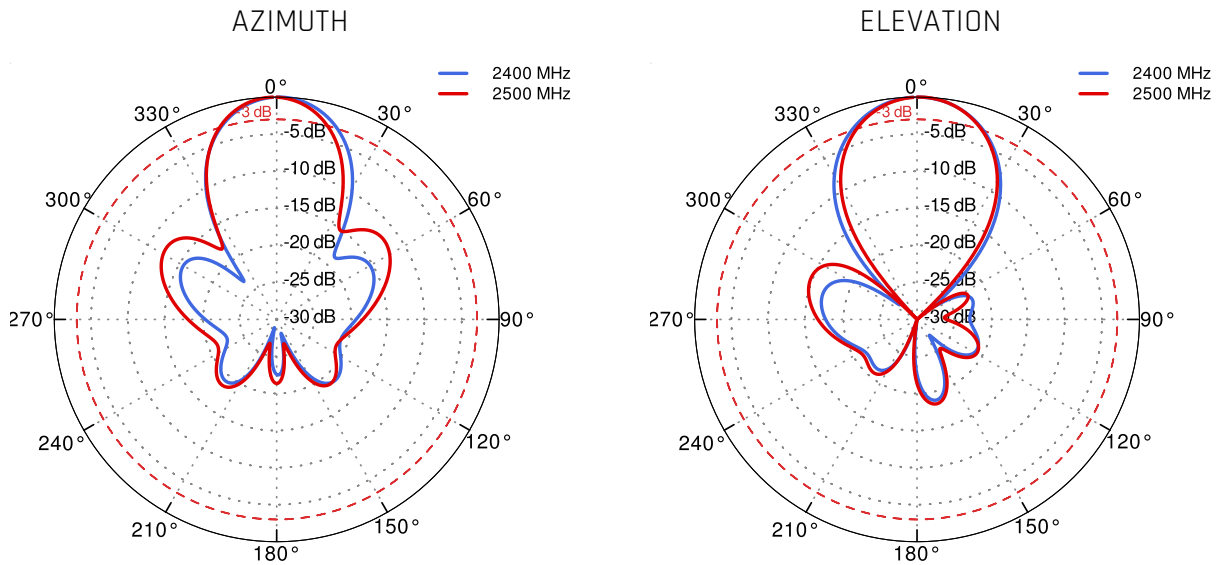
VSWR



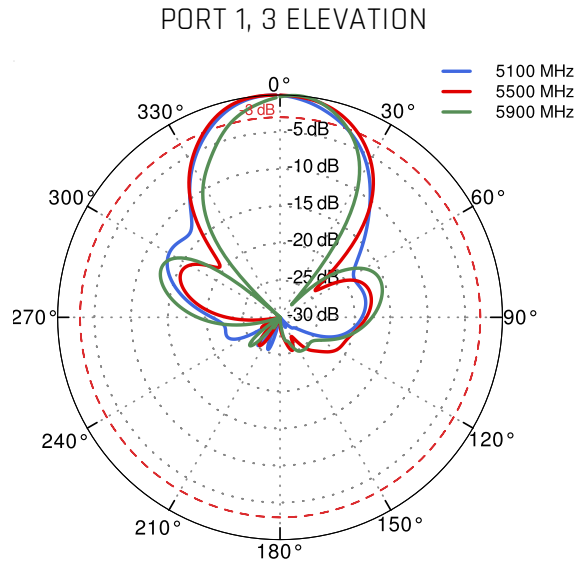
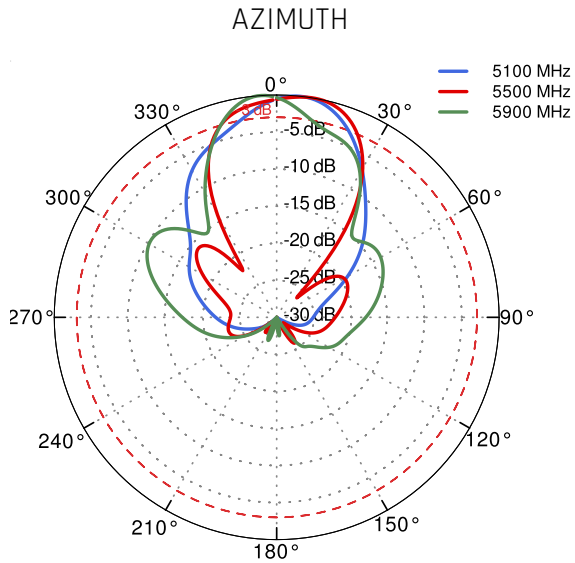
Gain



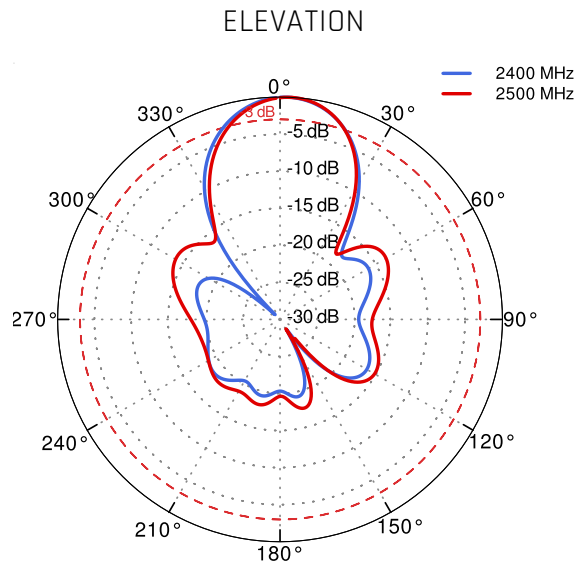
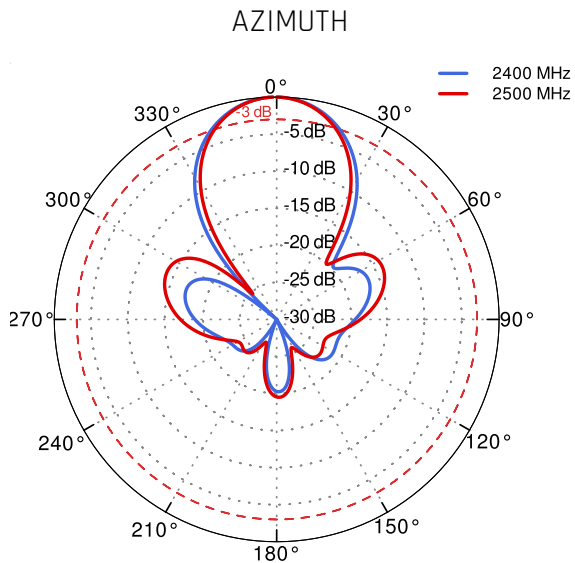
PORT 1, 3 from 2.4GHz to 2.5GHz



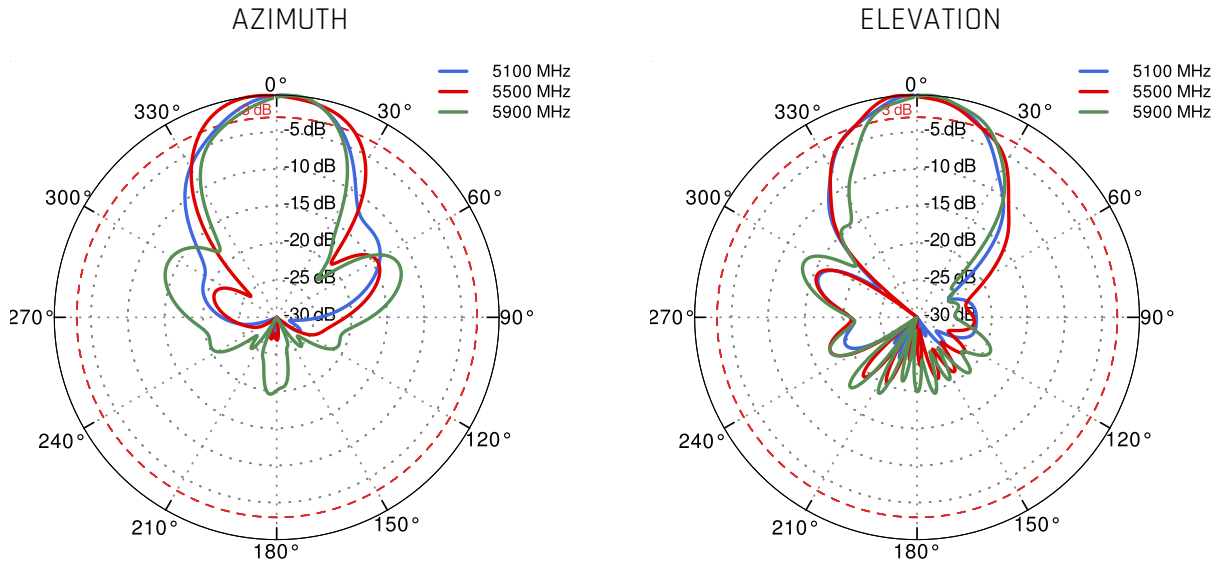
Port 1, 3 from 5.1GHz to 5.9GHz



PORT 2, 4 from 2.4GHz to 2.5GHz



PORT 2, 4 from 5.1GHz to 5.9GHz



DIMENSIONS

