


# QuSector 14HV-30-4522 Wi-Fi 6e

QuSector 14HV-30-4522 Wi-Fi 6e offers a 30x30 degree signal with 14 dBi gain with 4 connectors 5 - 7.125 GHz (MIMO 4x4) and 2 connectors 2.4 GHz (MIMO 2x2).

QuSector 14HV-30-4522 Wi-Fi 6e / Wi-Fi 7 is an excellent external and internal antenna for industrial installations that use Access Points with two radio modules (separate **MIMO 4x4 for 5/6/7 GHz** and separate **MIMO 2x2 for 2.4 GHz**). Thanks to medium gain, it can be used over short and medium distances, for example to urban hotspots, stadiums or public places. The high-quality injection molded housing allows it to be implemented in combination with **IP67** indoor and outdoor solutions. A wide frequency range (2.4-2.5 GHz and 5.1-7.125 GHz) helps you find the right frequency for the most effective operation. The antenna is supplied with six 70 cm (28 inch) cables terminated with RPTNC, RPSMA or Nm connectors.

**Wi-Fi 6E**  
2.4GHz + 5GHz  
6GHz + 7GHz  
14 dBi  
DIRECTIONAL  
IP 67  
-40° TO +80°

OUTDOOR ANTENNA WORKS IN **ANY**  
WEATHER CONDITIONS, IP67



ANTENNA **PERFECTLY MATCHED** WITH  
THE ROUTER



WALL OR MAST MOUNTING SYSTEM  
WITH **TWO PLANES, 60 DEGREES**  
REGULATION



MADE IN **EUROPE**



## WI-FI SPECIFICATION

FREQUENCY	2.4 - 2.5GHz 5.1 - 7.125GHz
GAIN	14 dBi
VSWR	< 2.00
BEAMWIDTH	30°/30°
POLARIZATION	Horizontal Vertical
IMPEDANCE	50 $\Omega$
SEPARATION BETWEEN CONNECTORS	>30 dB
FRONT-TO-BACK	> 20dB >25dB
MAX INPUT POWER	50W
DC GROUND	Yes

## MECHANICAL SPECIFICATION

MATERIAL	ABS
CONNECTOR	6xRPSMA/6xNM/6xRPTNC
OUTER DIMENSIONS	272 x 276 x 96 mm 10.71 x 10.87 x 3.78 inch
WEIGHT	1.8 kg
OPERATING TEMPERATURE	-40°C to +80°C -40°F to 176°F

## MOUNTING KIT

### DIMENSIONS

9.9 x 10.5 x 14.8 cm  
3.9 x 4.13 x 5.83 inch

### REGULATION RANGE

+/- 30°

### MAST DIAMETER RANGE

25 - 66mm  
0.98-2.60 inch

### MATERIAL

Polyamide with fiberglass + galvanized steel U-Bolts

### MOUNTING PLACE

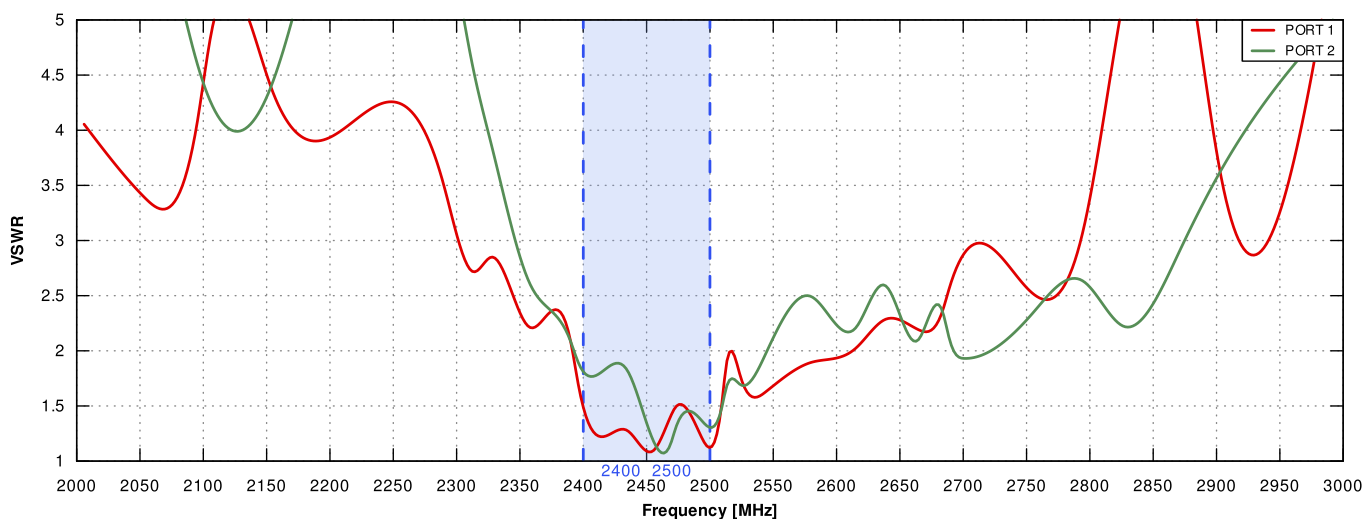
Wall or ceiling or mast

## COMPATIBLE ROUTERS

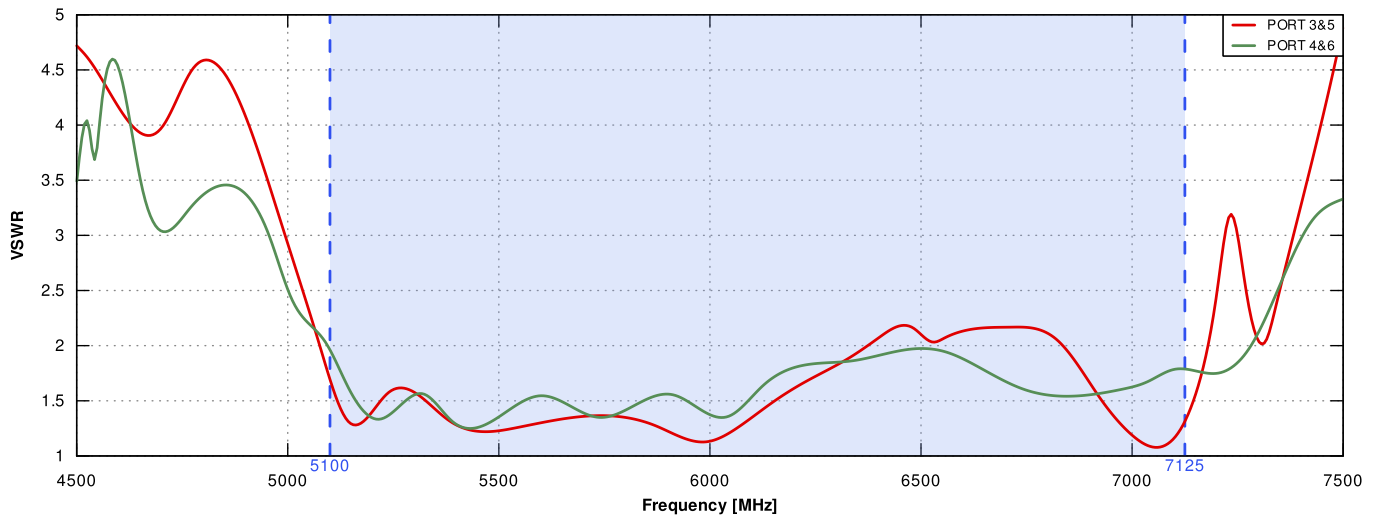
VARIANTS: S14HV.30.4522RS, S14HV.30.4522NM,  
S14HV.30.4522RT

## PLOTS

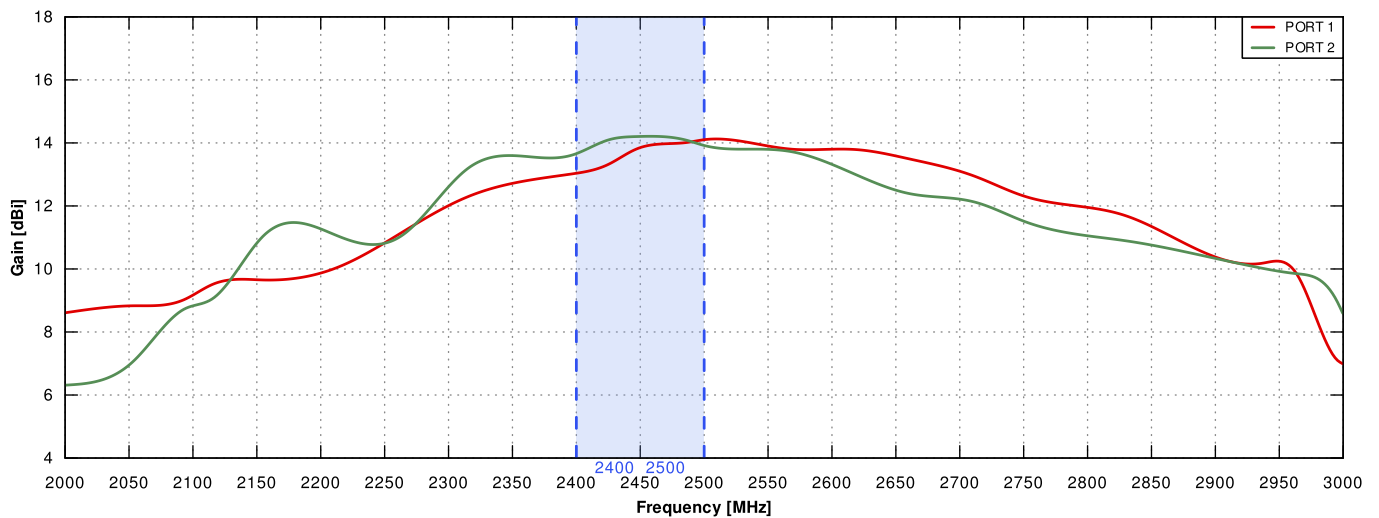
VSWR 2.4GHz to 2.5GHz



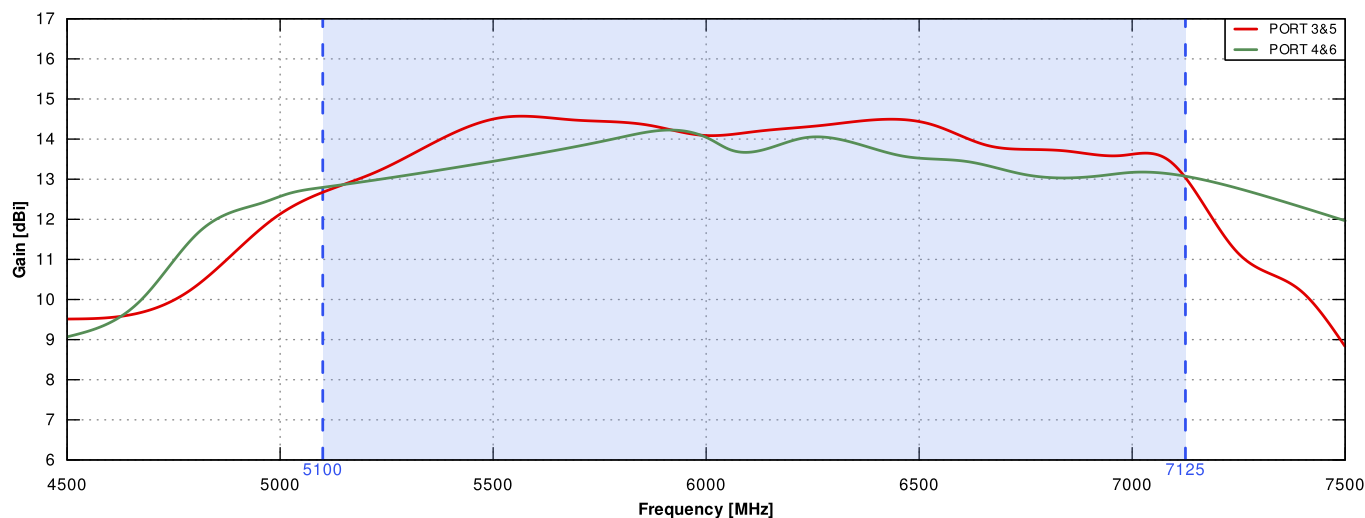
## VSWR 5.1GHz to 7.125GHz



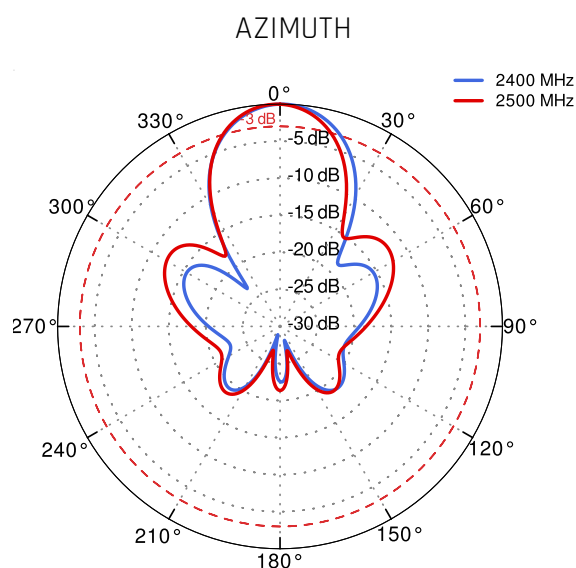
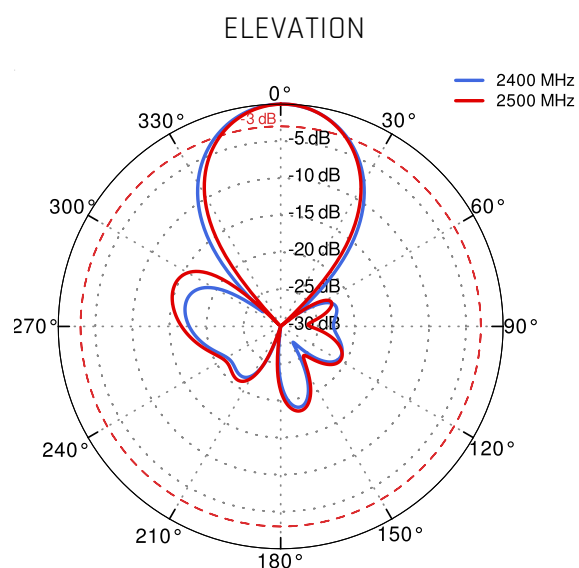
## Gain 2.4GHz to 2.5GHz



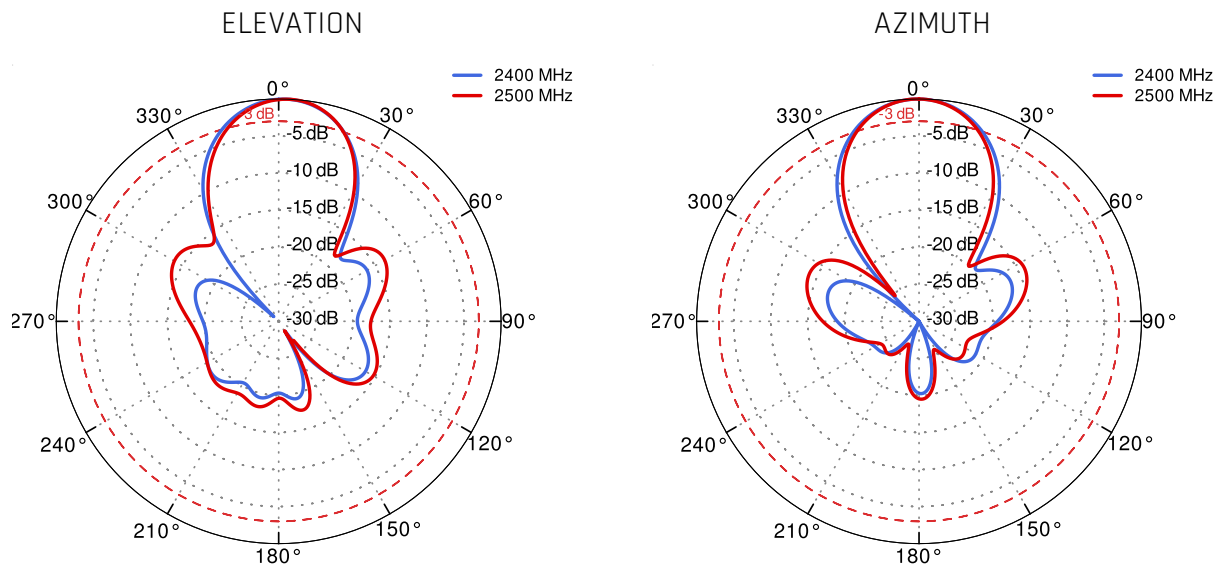
## Gain 5.1GHz to 7.125GHz



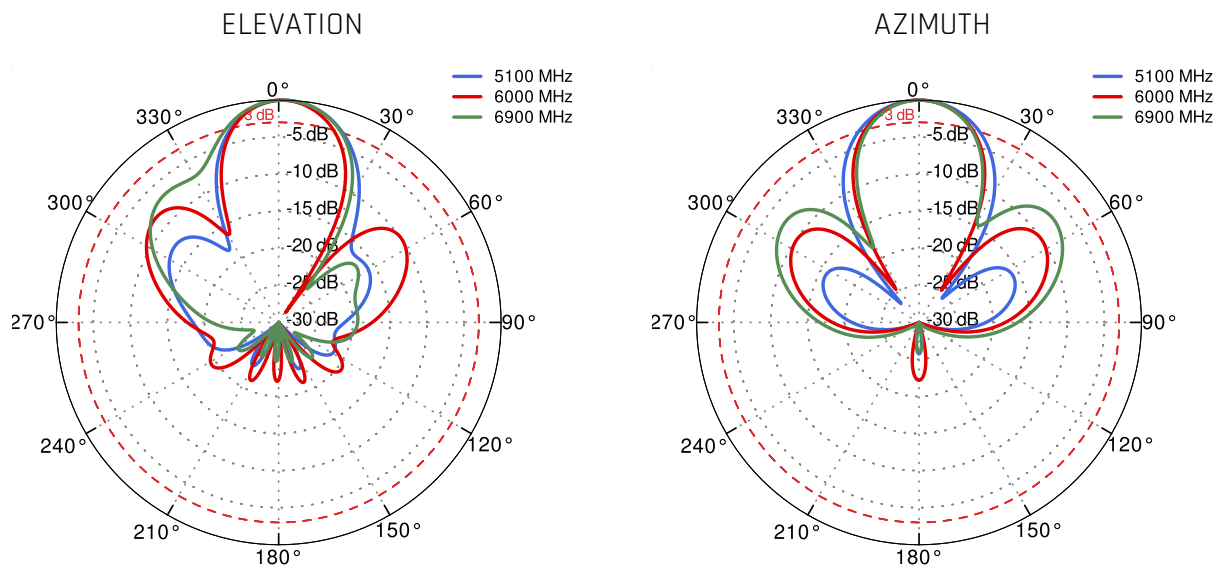
## PORT 1 from 2.4GHz to 2.5GHz



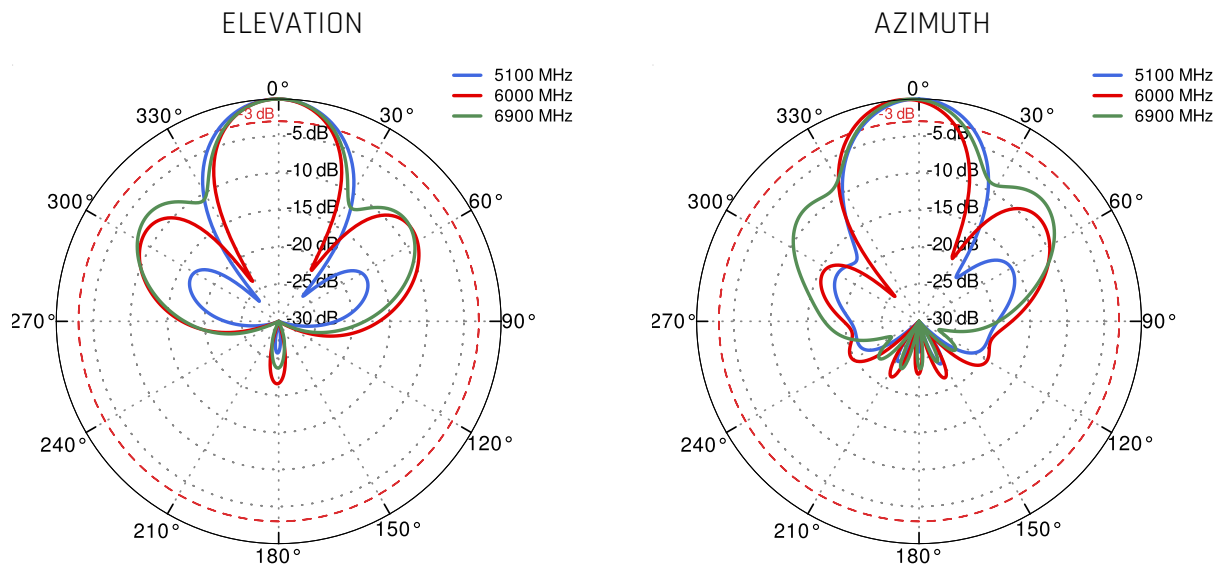
## PORT 2 from 2.4GHz to 2.5GHz



## PORT 3, 5 from 5.1GHz to 6.9GHz



PORT 4, 6 from 5.1GHz to 6.9GHz



## DIMENSIONS

