QuSector S71-17HV-90-2 Nf

QuSector S71-17HV-90-2 offers a 90 degrees, 17dBi gain signal with two Nf connectors. It is a perfect indoor and outdoor device for industrial installations.

QuSector S71-17HV-90-2 Nf is a concurrent, Wi-Fi 6e / 7, H&V polarity, MIMO 2x2 panel antenna. It simultaneously operates at **5.7GHz** and **7.125GHz** with **17dBi gain**. Due to its high gain, it can be used on short or medium distances, for example for hotspots in schools, stadiums, offices or public places. It is a futureproof solution with **Wi-Fi 6E** and **Wi-Fi 7** support. High quality injection moulded enclosure allows to implement it alongside with indoor and IP67 outdoor solutions.
The antenna comes with integrated Nf connectors.
QuSector S71-17HV-90-2 was designed to be a perfect match for Cambium ePMP 4600L (MIMO 2x2).

Wi Fi 6E | 5GHz | 17 dBi | DIRECTIONAL | IP 67 | -40° TO +80° | 2x2 MIMO



WI-FI SPECIFICATION

FREQUENCY	5.725 – 7.125 GHz
GAIN	17 dBi
VSWR	< 2.00
BEAMWIDTH	90°/8°
POLARIZATION	Horizontal Vertical
IMPEDANCE	50 Ω
FRONT-TO-BACK	> 30dB
MAX INPUT POWER	50W
DC GROUND	Yes

MECHANICAL SPECIFICATION

MATERIAL	ASA
CONNECTOR	2xNf
OUTER DIMENSIONS	292 x 486 x 106 mm 11.5 x 19.13 x 4.17 inch
WEIGHT	1.8 kg
OPERATING TEMPERATURE	-40°C to +80°C -40°F to 176°F

Copyright © 2023, Wireless Instruments. Specifications and information given in this document are subject to change without prior notice.

MOUNTING KIT

DIMENSIONS	9.9 x 10.5 x 14.8 cm 3.9 x 4.13 x 5.83 inch
REGULATION RANGE	+/- 30°
MAST DIAMETER RANGE	25 - 66mm 0.98-2.60 inch
MATERIAL	Polyamide with fiberglass + galvanized steel U-Bolts
MOUNTING PLACE	Wall or ceiling or mast

PLOTS

VSWR

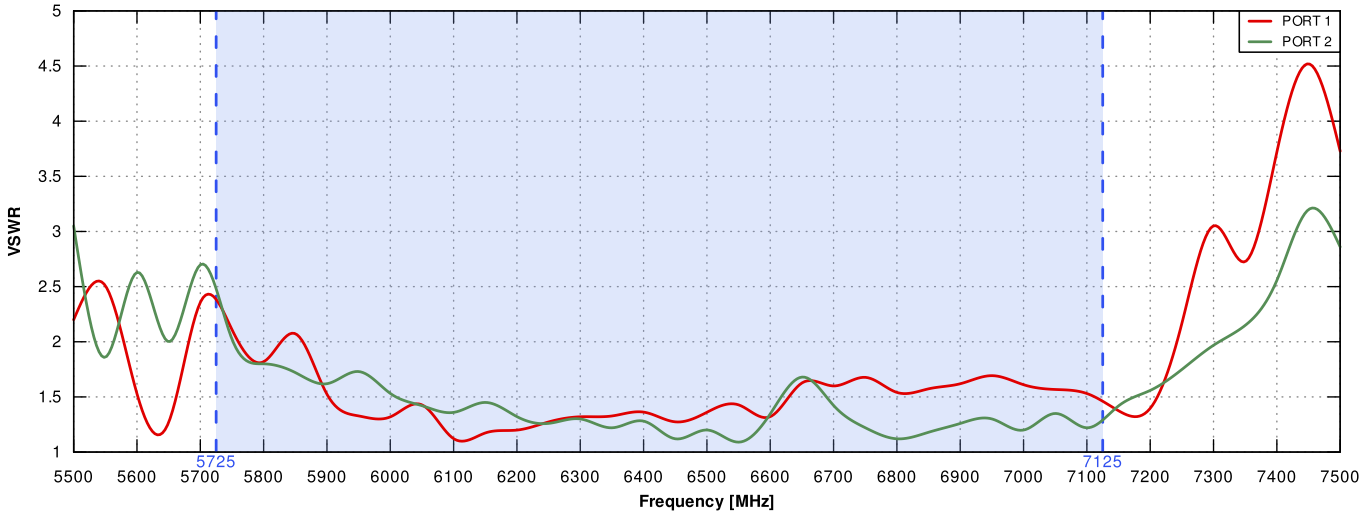

Copyright © 2023, Wireless Instruments. Specifications and information given in this document are subject to change without prior notice.

Gain

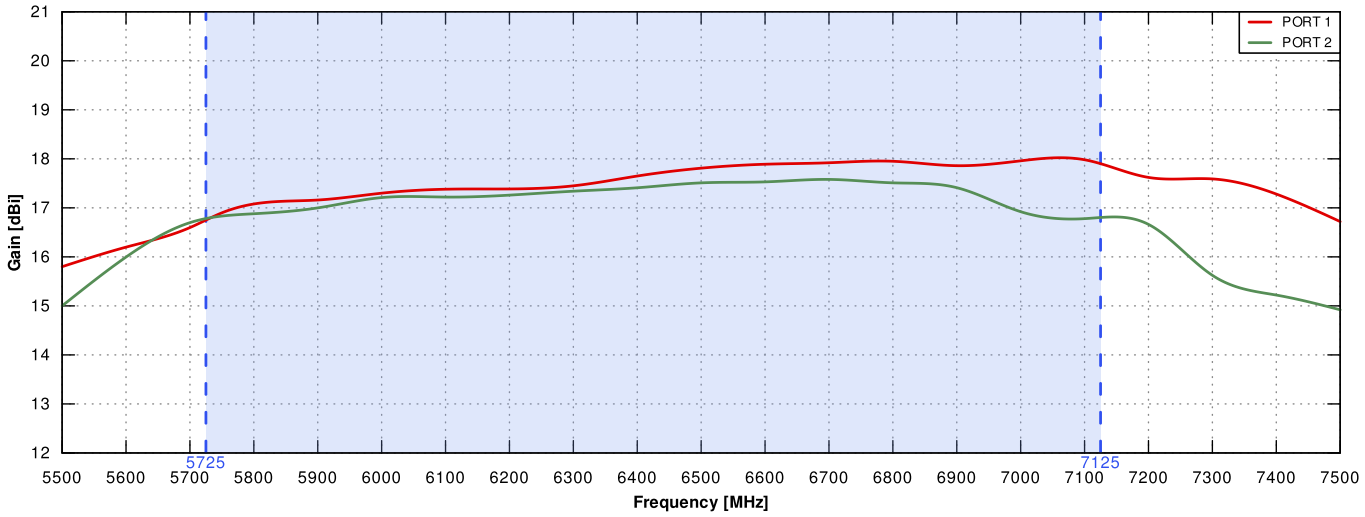

PORT 1 - 5G/LTE From 5800MHz to 6500MHz

ELEVATION

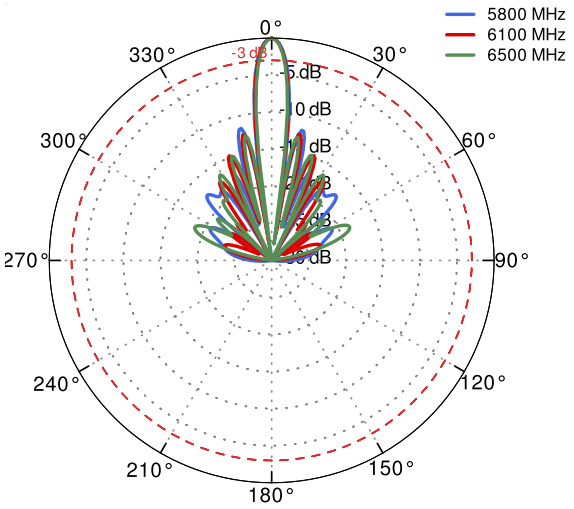

AZIMUTH

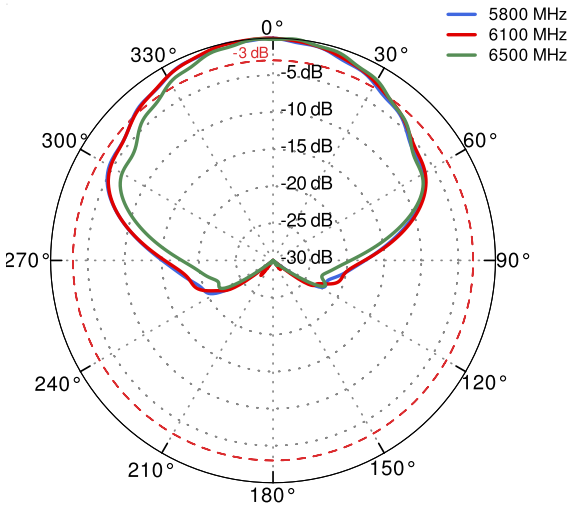

Copyright © 2023, Wireless Instruments. Specifications and information given in this document are subject to change without prior notice.

PORT 1 - 5G/LTE From 6700MHz to 7125MHz

ELEVATION

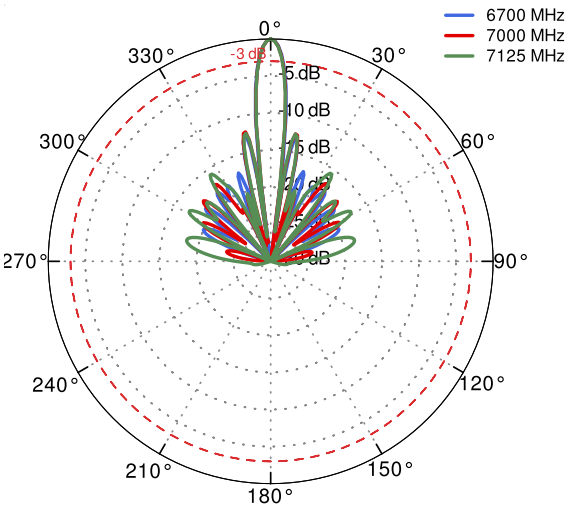

AZIMUTH

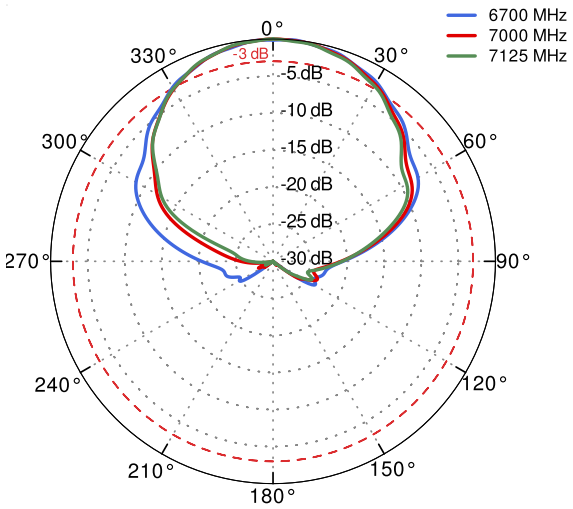

PORT 2 - 5G/LTE From 5800MHz to 6500MHz

ELEVATION

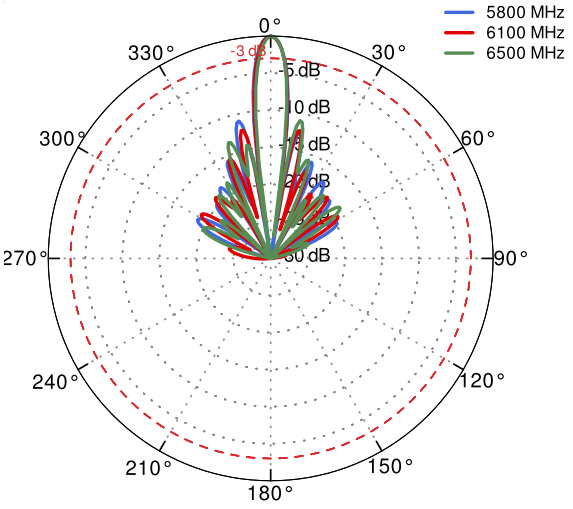

AZIMUTH

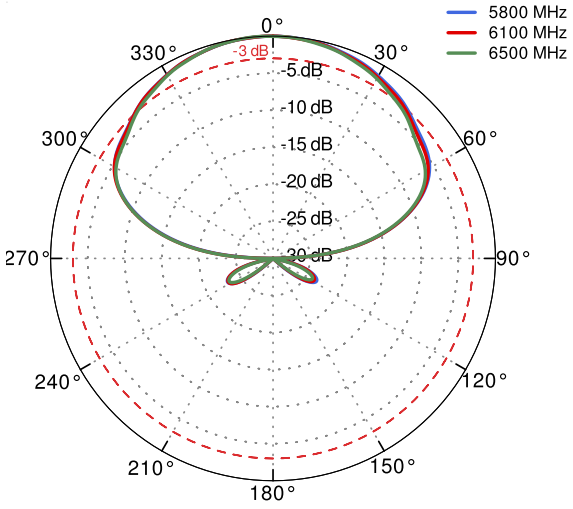

Copyright © 2023, Wireless Instruments. Specifications and information given in this document are subject to change without prior notice.

PORT 2 - 5G/LTE From 6700MHz to 7125MHz

ELEVATION

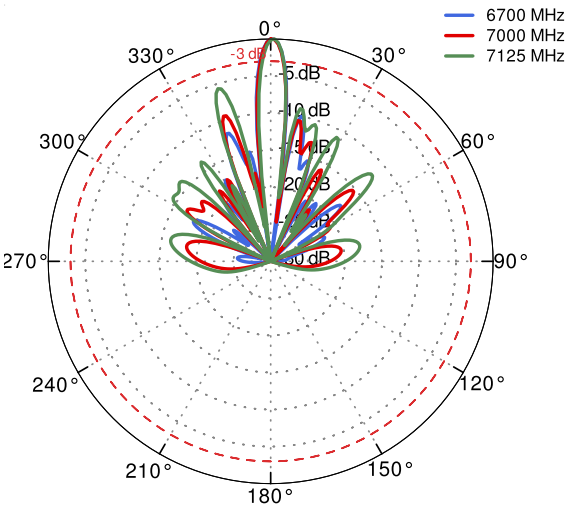

AZIMUTH

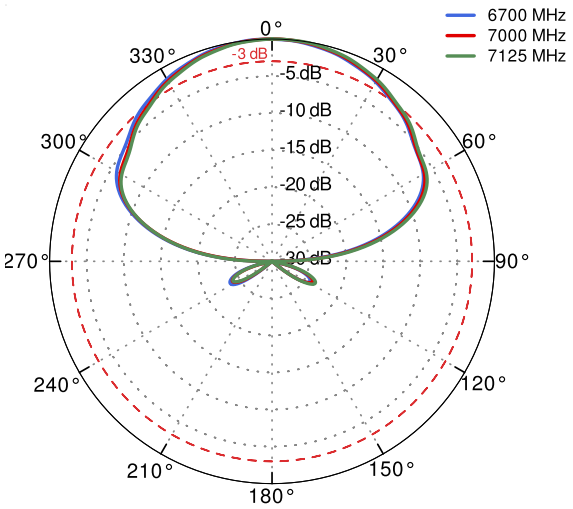

DIMENSIONS

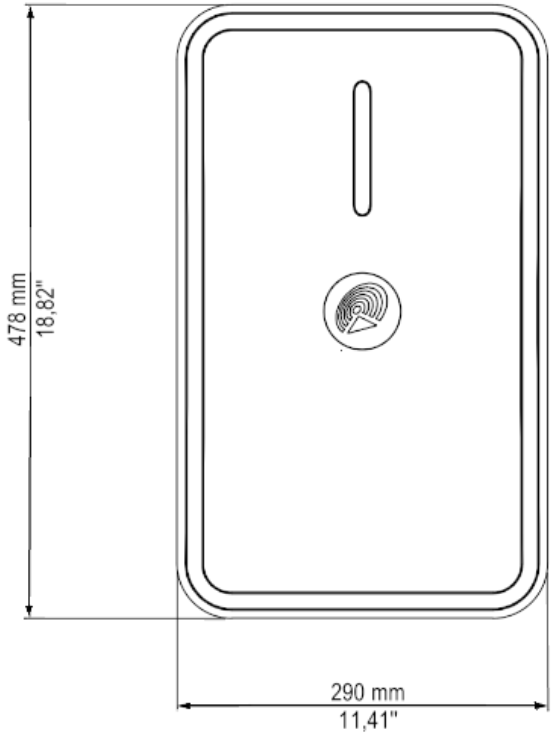

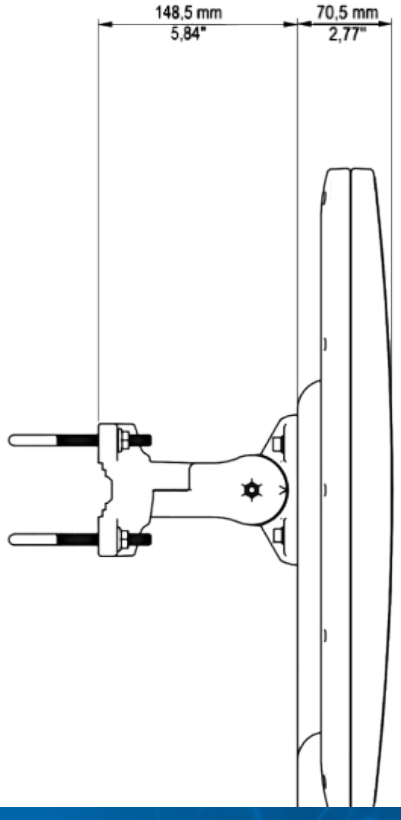

QuWireless
WWW.QUWIRELESS.COM
Sales email: sales@quwireless.com **Tel:** +48 513 900 416
Support email: support@quwireless.com **Website:** www.quwireless.com
Address: Wireless Instruments Sp. z o.o., ul. Kościuszki 27, 52-116 Iwiny, Poland

Copyright © 2023, Wireless Instruments. Specifications and information given in this document are subject to change without prior notice.