

# QuShell 22G

**QuShell 5G/LTE 2x2MIMO, 2x2 MIMO WiFi 6e is a high performance mobility antenna providing performance connectivity across diverse frequencies and applications for 5G/4G/LTE.**

QuShell 5G/LTE 2x2MIMO, 2x2 MIMO WiFi 6e is a high performance mobility antenna providing performance connectivity across diverse frequencies and applications for **5G/4G/LTE**. It offers optional GPS/GNSS and up to 2x2 MIMO/Diversity configurations at 2.4/5.0/7.2GHz for Wi-Fi. The optional high-performance GPS/GNSS antenna features an integrated 18dB gain LNA.

It comes with **2x 5G/LTE, 1x GPS/GNSS** and **2x Wi-Fi** antennas.


It covers a wide range from **580 to 6350 MHz** for 5G/LTE bands and additionally dual-band Wi-Fi 6e antennas provide concurrent **2.4 GHz and 5 to 7.2 GHz**.

The QuShell 5G/LTE finds its place in public **sector industry** (busses, firetrucks, ambulances), marine environments, tourism and various IoT systems.

The set consists of marine, surface and **pole/wall mounting brackets** allowing to install QuShell on a roof, mast, pole, wall or other flat surfaces.

Standard cable length is 50cm. For other variants please contact your local reseller or account manager.

**Optional roof mounting is not included** in standard set. Please notify us whether you would like to order the roof mounting version.



## **WI-FI SPECIFICATION**

<b>FREQUENCY</b>	2.4 - 2.5 GHz 5 - 7.2 GHz
<b>MAX. GAIN</b>	2.4 - 2.5 GHz: 2dBi 5 - 7.2 GHz: 5dBi
<b>VSWR</b>	< 2.50
<b>BEAMWIDTH</b>	360°/25°
<b>POLARIZATION</b>	Vertical
<b>IMPEDANCE</b>	50 Ω
<b>MAX INPUT POWER</b>	50W
<b>DC GROUND</b>	Yes

## **5G/LTE SPECIFICATION**

<b>FREQUENCY</b>	0.58 - 2.0 GHz 2.0 - 3.5 GHz 3.5 - 5.0 GHz 5.0 - 6.35 GHz
<b>MAX. GAIN</b>	0.58 - 2.0 GHz : 2 dBi 2.0 - 3.5 GHz : 3.2 dBi 3.5 - 5.0 GHz : 3.1 dBi 5.0 - 6.35 GHz : 3.8 dBi
<b>SUPPORTED LTE BANDS</b>	1, 2, 3, 4, 5, 6, 7, 8, 9, 10, 11, 12, 13, 14, 17, 18, 19, 20, 21, 22, 23, 24, 25, 26, 27, 28, 29, 30, 32, 33, 34, 35, 36, 37, 38, 39, 40, 41, 42, 43, 44, 45, 46, 47, 48, 49, 50, 51, 52, 53, 54, 65, 66, 67, 68, 69, 70, 71, 74, 75, 76, 85, 103, 106, 107, 111, 252, 253, 254, 255, 256

<b>SUPPORTED 5G BANDS</b>	n1, n2, n3, n5, n7, n8, n12, n13, n14, n18, n20, n24, n25, n26, n28, n29, n30, n34, n38, n39, n40, n41, n46, n47, n48, n50, n51, n53, n54, n65, n66, n67, n68, n70, n71, n74, n75, n76, n77, n78, n79, n80, n81, n82, n83, n84, n85, n86, n89, n90, n91, n92, n93, n94, n95, n97, n98, n99, n100, n101, n105, n106, n109, n110, n250, n251, n252, n253, n254, n255, n256
<b>VSWR</b>	<2.50, max <3.00
<b>BEAMWIDTH</b>	360°/35° ±5°
<b>POLARIZATION</b>	Vertical
<b>IMPEDANCE</b>	50 Ω

## **MECHANICAL SPECIFICATION**

<b>MATERIAL</b>	ABS
<b>CONNECTOR</b>	2xRPSMA & 3xSMA
<b>OUTER DIMENSIONS</b>	160 x 160 x 90 mm 6.3 x 6.3 x 3.54 inch
<b>WEIGHT</b>	1.5 kg
<b>OPERATING TEMPERATURE</b>	-40°C to 80°C -40°F to 176°F
<b>CABLE TYPE</b>	RG174

## MOUNTING KIT

<b>MATERIAL</b>	Galvanized steel
<b>WEIGHT</b>	0.4kg
<b>MOUNTING PLACE</b>	Wall or mast
<b>MAST DIAMETER</b>	25-66 mm 0.98-2.60 inch

## COMPATIBLE ROUTERS

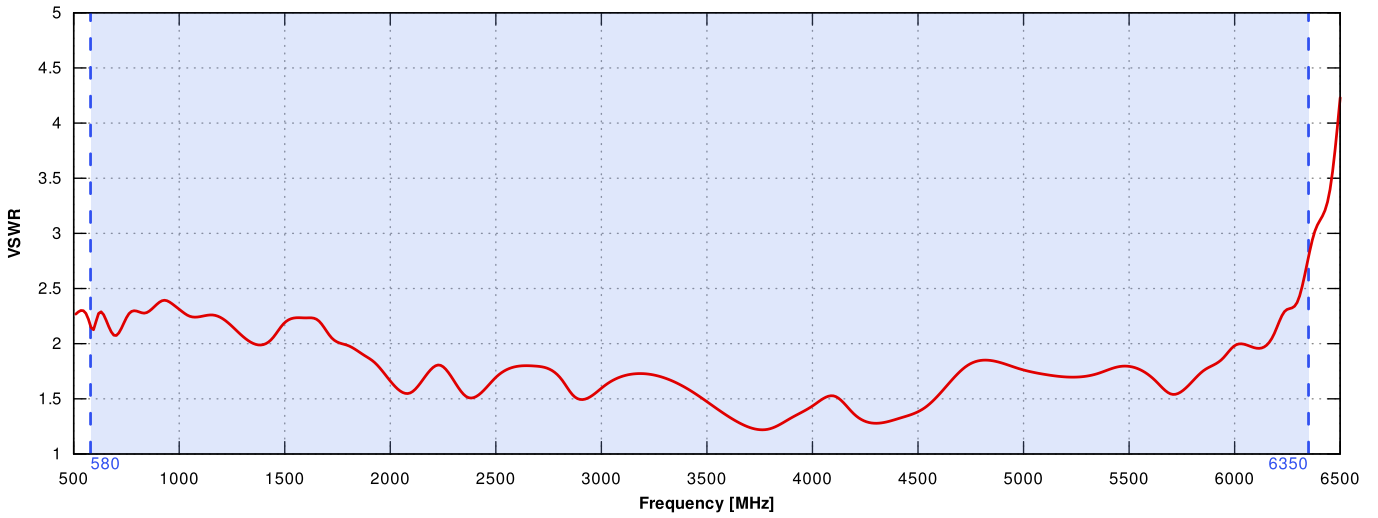
VARIANT: ASL22G

<b>TELTONIKA</b>	RUT271, RUT276, RUT976, RUTC41
<b>ROBUSTEL</b>	EG5200, R1511, R201x
<b>ANYBUS</b>	WLAN Access Point IP30
<b>COMSET</b>	CM210A-W, CM210Q-W, CM510Q-W, CM550W, CM580W, CM685V-1, CM685V-4, CM685V-6, CM685V-6-G, CM685VX, CM820Q-4, CM820Q-6, CM950W
<b>DIGI</b>	TX64
<b>ERICSSON (CRADLEPOINT)</b>	E300, R500
<b>FOUR-FAITH</b>	5G Industrial Router F-NR100, 5G SIM WiFi Router F-NR120, 5G Smart Light Pole Gateway F-G300, Edge Computing Gateway F-G100
<b>INHAND</b>	IR315
<b>PEPLINK</b>	Balance 310 5G

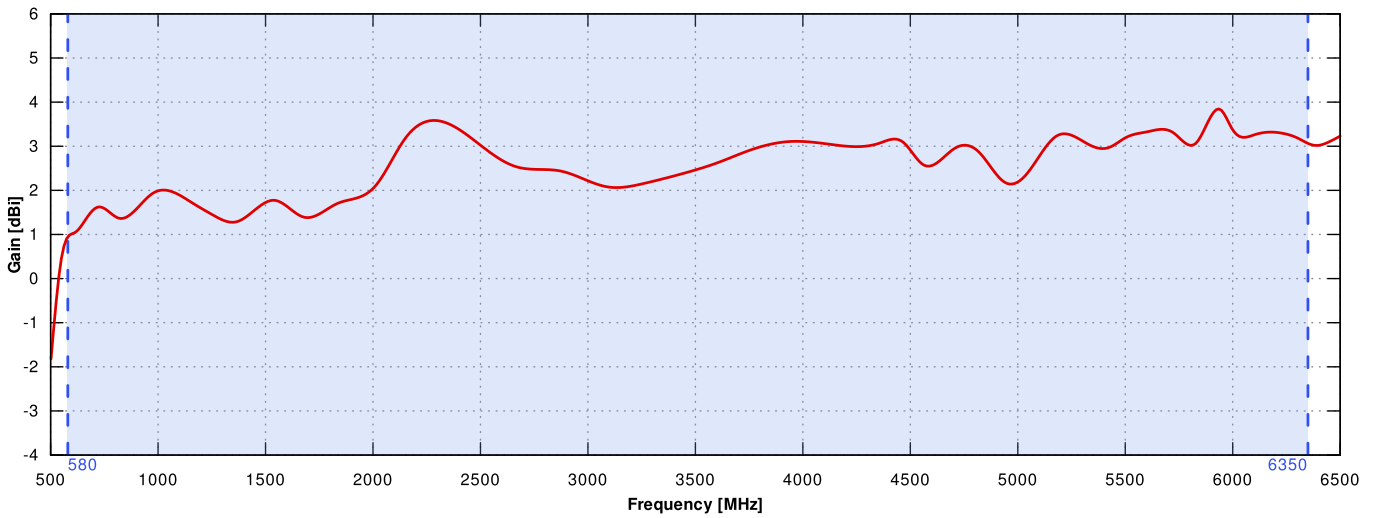
<b>PERLE</b>	IRG5410, IRG5520, IRG5521, IRG5540, IRG5541
<b>PROROUTE</b>	H685 LTE 4G CAT6 Router, H685 WRT M2M 5G Router, H900 5G Router
<b>QUECLINK</b>	WR220
<b>ROBUSTEL</b>	EG5200, R1511, R201x
<b>SEMTECH (SIERRA WIRELESS)</b>	AirLink EX400, AirLink RX400
<b>SIEMENS</b>	6GK5763-1AL00-7DA0, 6GK5763-1AL00-3AA0, 6GK5763-1AL00-3DA0, 6GK5763-1AL00-7DB0, Scalance W734 RJ45, Scalance W774 M12 EEC, Scalance W774 RJ45, SCALANCE W786
<b>TELTONIKA</b>	RUT271, RUT276, RUT976, RUTC41
<b>WAVETEL</b>	W4600, W4600-NR 5G, W4600-S2
<b>WLINK</b>	G510, G520, R220, R520
<b>ZYXEL</b>	LTE3301-PLUS, NR5101
<b>OTHER</b>	2 * SMA

# PLOTS

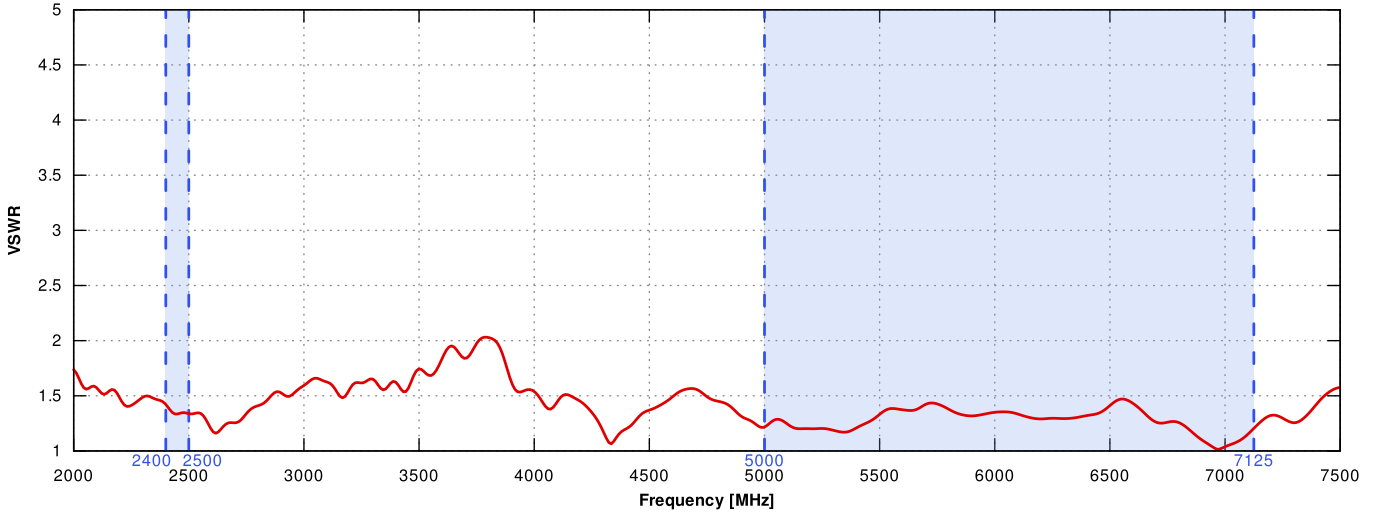
## 5G/LTE VSWR



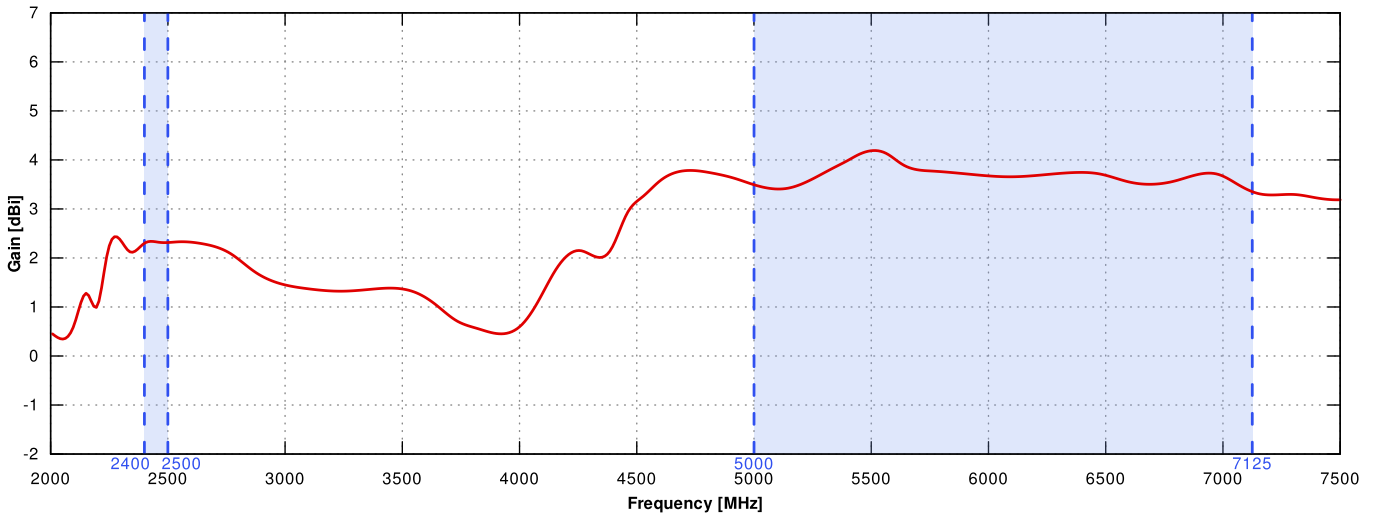
## 5G/LTE GAIN



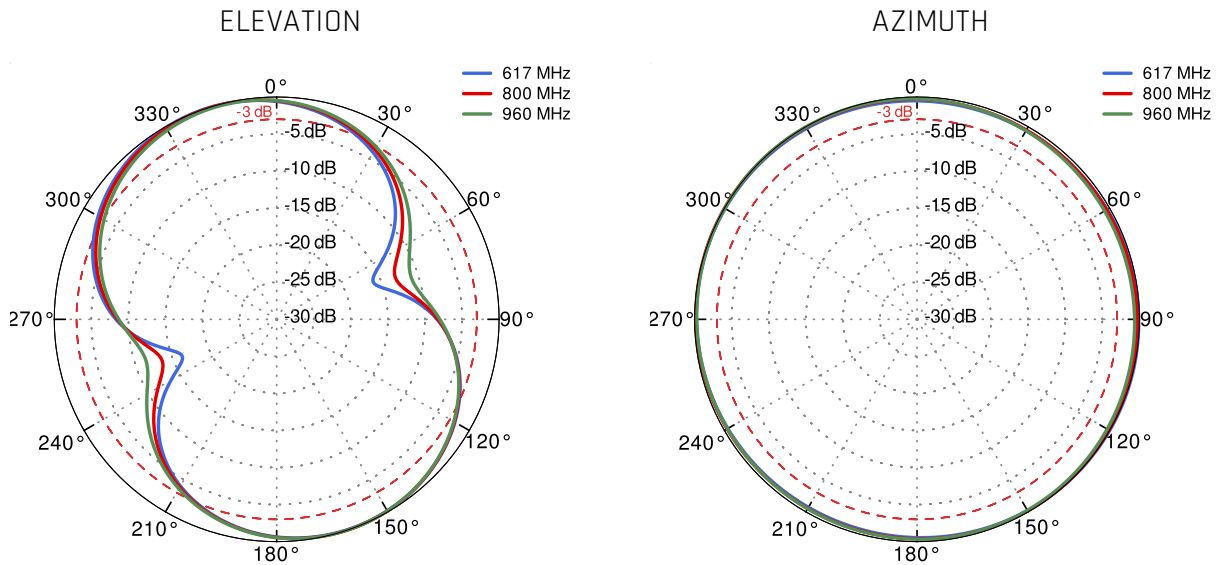
### WiFi - V VSWR



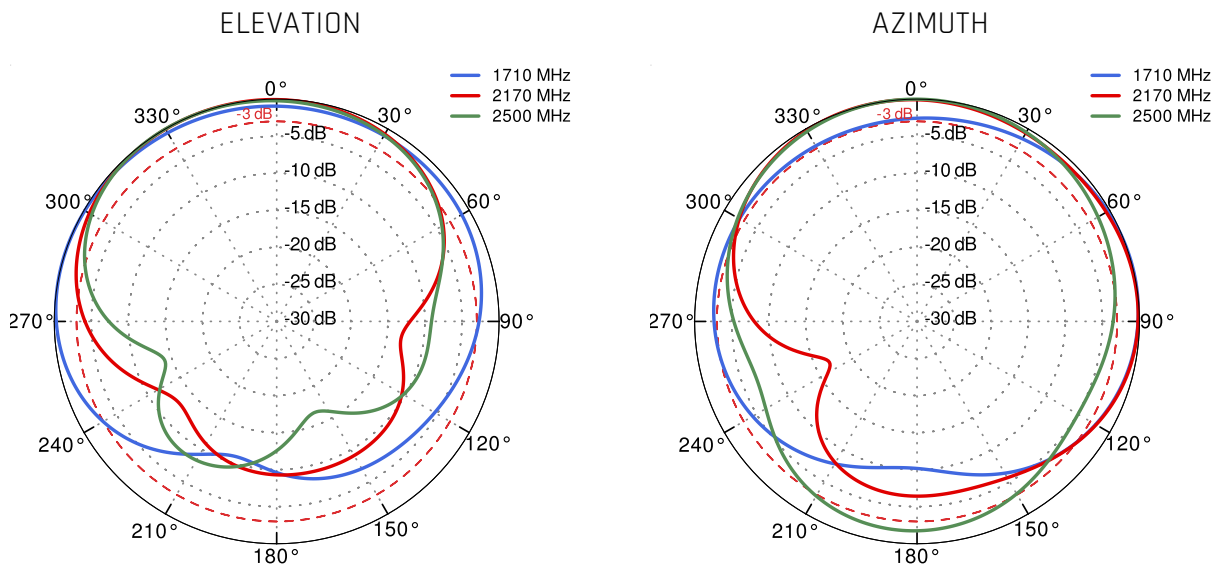
### WiFi - V GAIN



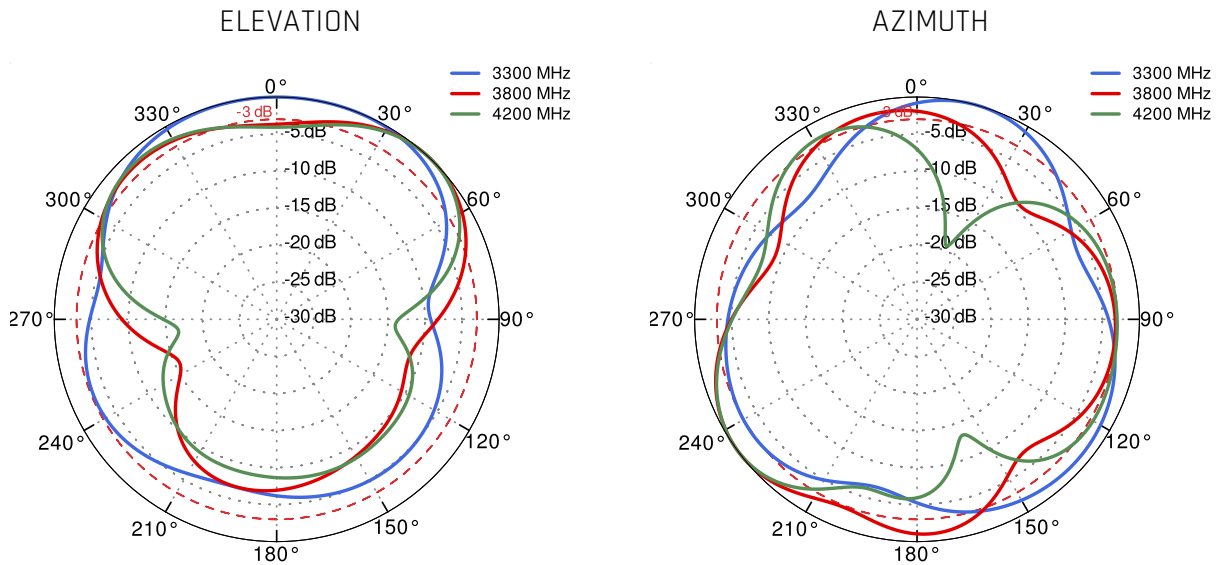
5G/LTE from 617MHz to 960MHz



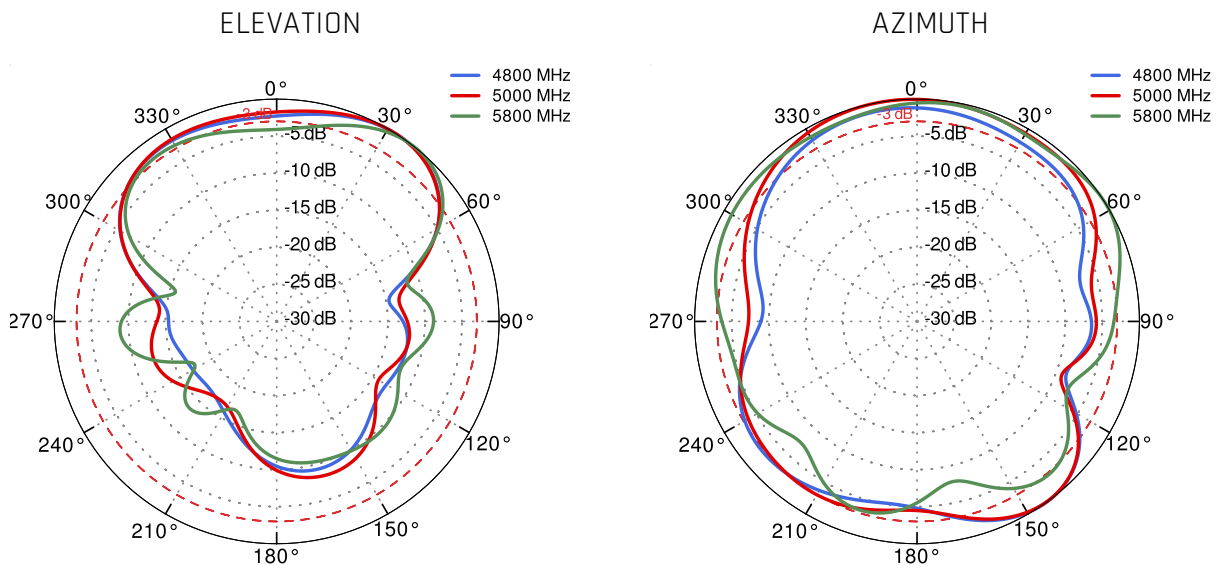
5G/LTE from 1.71GHz to 2.7GHz



5G/LTE from 3.3GHz to 4.2GHz



5G/LTE from 4.8GHz to 5.8GHz



## Wi-Fi V From 2.4 GHz to 6.5 GHz

