

QuShell 44G

QuShell 5G/LTE 4x4MIMO, 4x4MIMO WiFi 6e is a high performance mobility antenna providing performance connectivity across diverse frequencies and applications for 5G/4G/LTE.

QuShell 5G/LTE 4x4MIMO, 4x4MIMO WiFi 6e is a high performance mobility antenna providing performance connectivity across diverse frequencies and applications for **5G/4G/LTE**. It offers optional GPS/GNSS and up to 4x4 MIMO/Diversity configurations at 2.4/5.0/7.2GHz for Wi-Fi. The optional high-performance GPS/GNSS antenna features an integrated 18dB gain LNA.

It comes with **4x 5G/LTE, 1x GPS/GNSS** and **4x Wi-Fi** antennas.

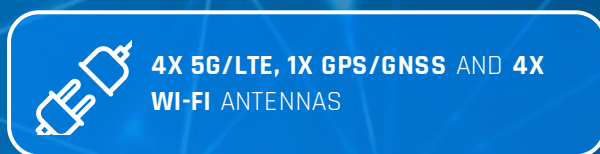

It covers a wide range from **580 to 6350 MHz** for 5G/LTE bands and additionally dual-band Wi-Fi 6e antennas provide concurrent **2.4 GHz and 5 to 7.2 GHz**.

The QuShell 5G/LTE finds its place in public **sector industry** (busses, firetrucks, ambulances), marine environments, tourism and various IoT systems.

The set consists of marine, surface and **pole/wall mounting brackets** allowing to install QuShell on a roof, mast, pole, wall or other flat surfaces.

Standard cable length is 50cm. For other variants please contact your local reseller or account manager.

Optional roof mounting is not included in standard set. Please notify us whether you would like to order the roof mounting version.



WI-FI SPECIFICATION

FREQUENCY	2.4 - 2.5 GHz 5 - 7.2 GHz
MAX. GAIN	2.4 - 2.5 GHz: 2dBi 5 - 7.2 GHz: 5dBi
VSWR	< 2.50
BEAMWIDTH	360°/25°
POLARIZATION	Vertical
IMPEDANCE	50 Ω
MAX INPUT POWER	50W
DC GROUND	Yes

5G/LTE SPECIFICATION

FREQUENCY	0.58 - 2.0 GHz 2.0 - 3.5 GHz 3.5 - 5.0 GHz 5.0 - 6.35 GHz
MAX. GAIN	0.58 - 2.0 GHz : 2 dBi 2.0 - 3.5 GHz : 3.2 dBi 3.5 - 5.0 GHz : 3.1 dBi 5.0 - 6.35 GHz : 3.8 dBi
SUPPORTED LTE BANDS	1, 2, 3, 4, 5, 6, 7, 8, 9, 10, 11, 12, 13, 14, 17, 18, 19, 20, 21, 22, 23, 24, 25, 26, 27, 28, 29, 30, 32, 33, 34, 35, 36, 37, 38, 39, 40, 41, 42, 43, 44, 45, 46, 47, 48, 49, 50, 51, 52, 53, 54, 65, 66, 67, 68, 69, 70, 71, 74, 75, 76, 85, 103, 106, 107, 111, 252, 253, 254, 255, 256

SUPPORTED 5G BANDS

n1, n2, n3, n5, n7, n8, n12, n13, n14, n18, n20, n24, n25, n26, n28, n29, n30, n34, n38, n39, n40, n41, n46, n47, n48, n50, n51, n53, n54, n65, n66, n67, n68, n70, n71, n74, n75, n76, n77, n78, n79, n80, n81, n82, n83, n84, n85, n86, n89, n90, n91, n92, n93, n94, n95, n97, n98, n99, n100, n101, n105, n106, n109, n110, n250, n251, n252, n253, n254, n255, n256

VSWR

<2.50, max <3.00

BEAMWIDTH

360°/35° ±5°

POLARIZATION

Vertical

IMPEDANCE

50 Ω

 **MECHANICAL SPECIFICATION****MATERIAL**

ABS

CONNECTOR

4xRPSMA & 5xSMA

OUTER DIMENSIONS

160 x 160 x 90 mm
6.3 x 6.3 x 3.54 inch

WEIGHT

1.5 kg

OPERATING TEMPERATURE

-40°C to 80°C
-40°F to 176°F

CABLE TYPE

RG174

MOUNTING KIT

MATERIAL	Galvanized steel
WEIGHT	0.4kg
MOUNTING PLACE	Wall or mast
MAST DIAMETER	25-66 mm 0.98-2.60 inch

COMPATIBLE ROUTERS

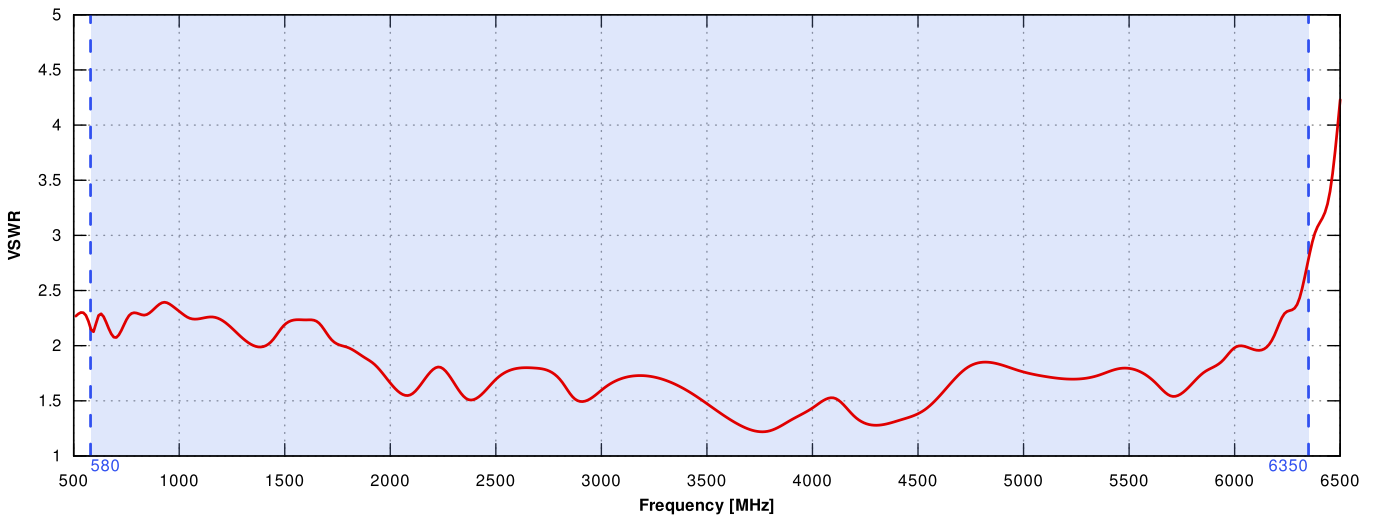
VARIANT: ASL44G

TELTONIKA	RUTC50, RUTM30, RUTM31, RUTM51, RUTM54, RUTM55, RUTM56, RUTM59, RUTX50, TRB500, TRB501
ROBUSTEL	EG5120, R5010, R5020, R5020 Lite
ADTRAN	Bluesocket 6120
CISCO	CG522-E
COMSET	CM550W, CM580W, CM685VX, CM950W
CUDY	P5
DIGI	EX50, IX40, TX64
ENGENIUS	ENH1350EXT, EWS850-FIT
ERICSSON (CRADLEPOINT)	E300, E3000, R1900, R2400, R980, W1850, W4005

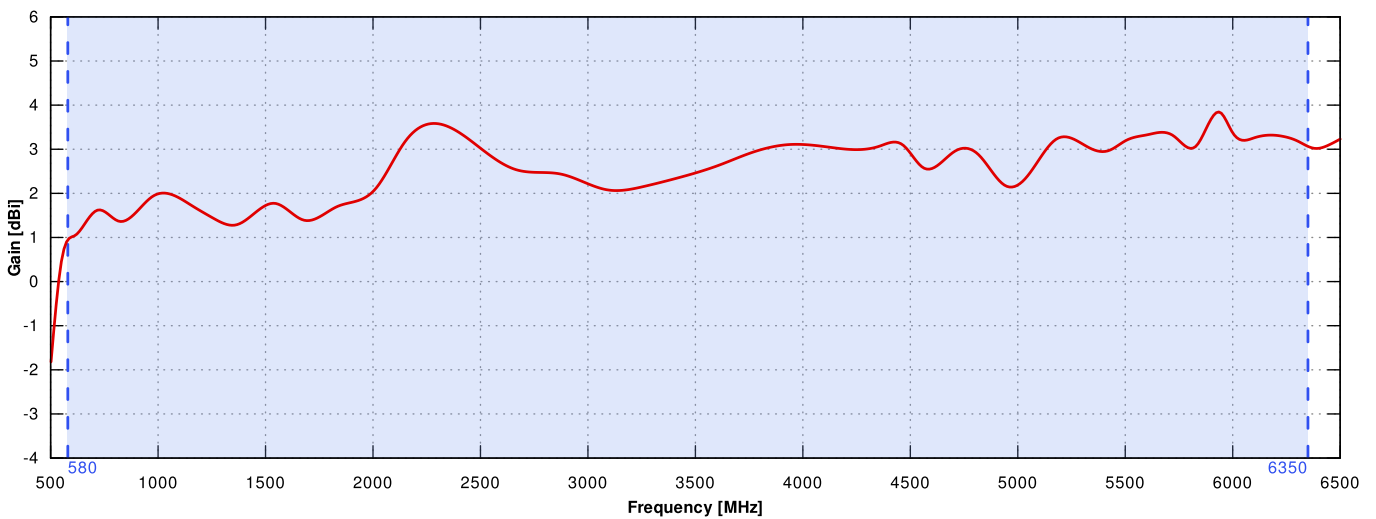
FOUR-FAITH	5G Industrial CPE F-NR200, 5G Industrial Router F-NR100, 5G SIM WiFi Router F-NR120, 5G Smart Light Pole Gateway F-G300, 5G WiFi Router with SIM Card Slot F-NR130, Smart Light Pole Gateway F-G310
HUAWEI	AirEngine 9700D-S
MILESIGHT	UF31, UR75
PEPLINK	Balance 310 5G, Balance 310 fiber 5G, BR1 Mini 5G, BR2 PRO, MAX BR1 Pro 5G, MAX Transit Duo Pro
PERLE	IRG7440
PROROUTE	H685 WRT M2M 5G Router, H900 5G Router
ROBUSTEL	EG5120, R5010, R5020, R5020 Lite
SEMTECH (SIERRA WIRELESS)	AirLink MG90 5G, AirLink XR60
SIEMENS	6GK5853-2EA00-2DA1
TELTONIKA	RUTC50, RUTM30, RUTM31, RUTM51, RUTM54, RUTM55, RUTM56, RUTM59, RUTX50, TRB500, TRB501
WAVETEL	W4600-NR 5G, W4A00 5G, WNR320 5G, WNR340 5G
WLINK	G230, G530, G530
ZYXEL	Nebula FWA510
OTHER	4 * SMA

PLOTS

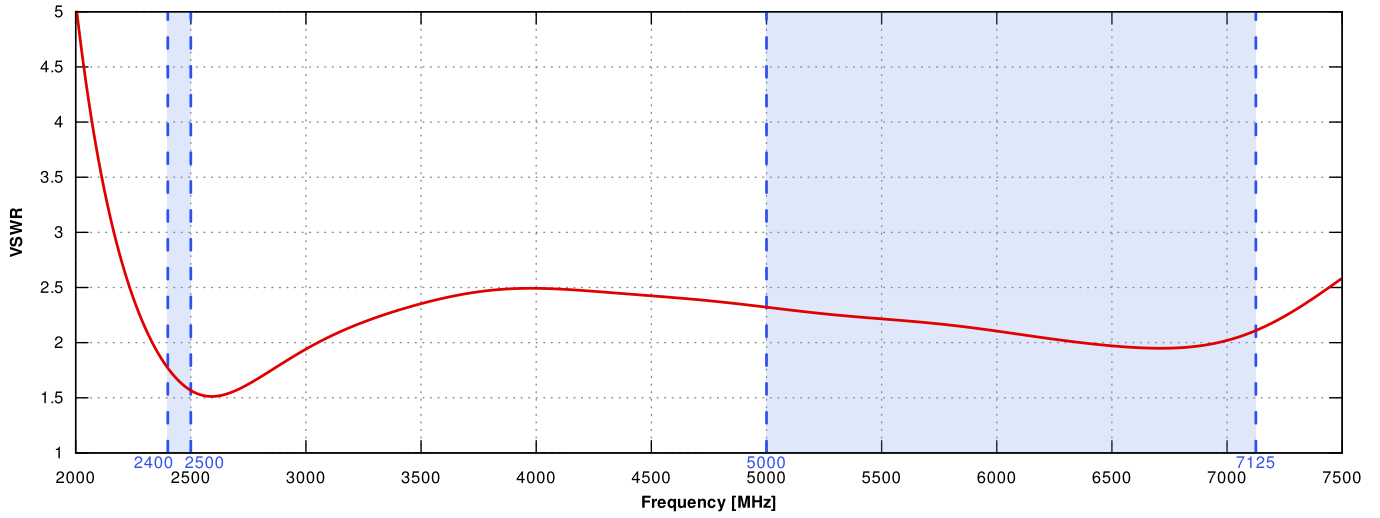
5G/LTE VSWR



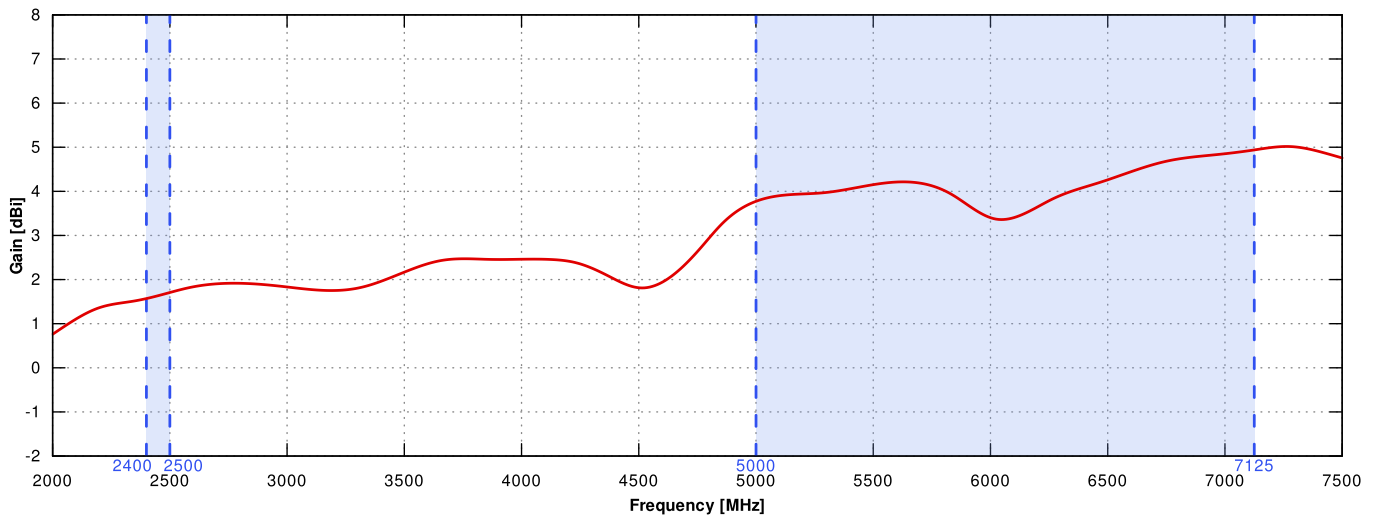
5G/LTE GAIN



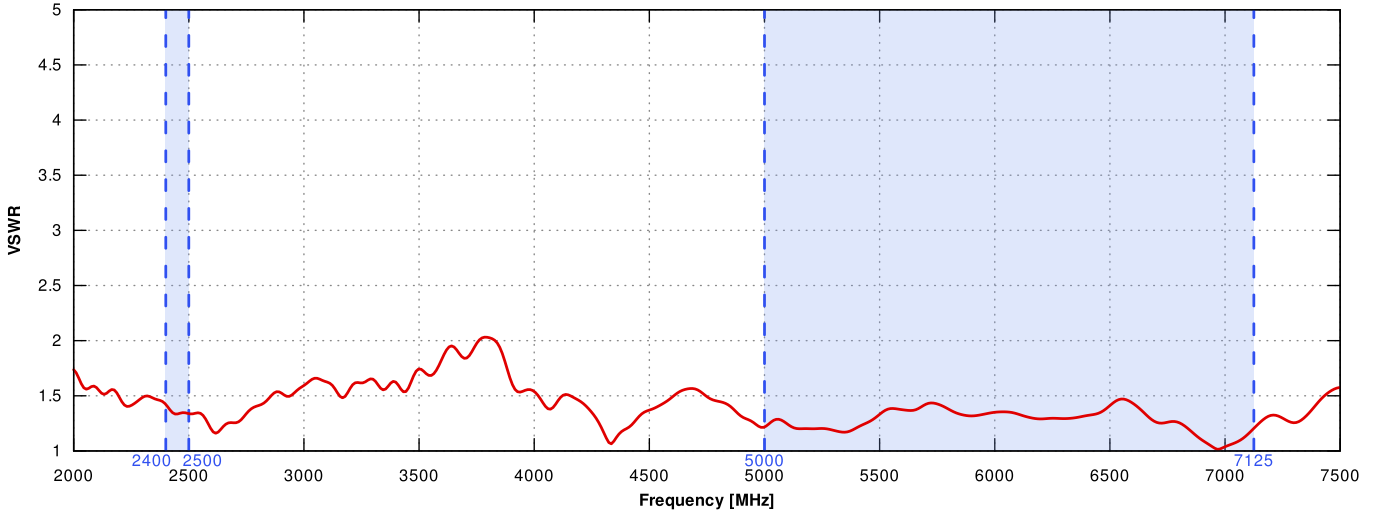
WiFi - X VSWR



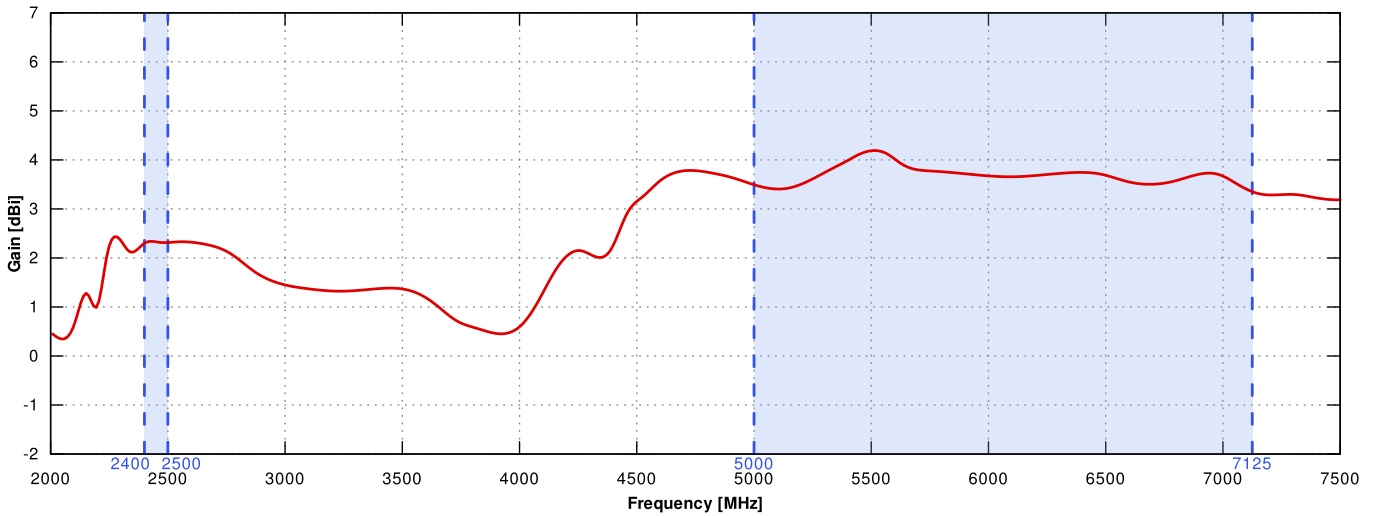
WiFi - X GAIN



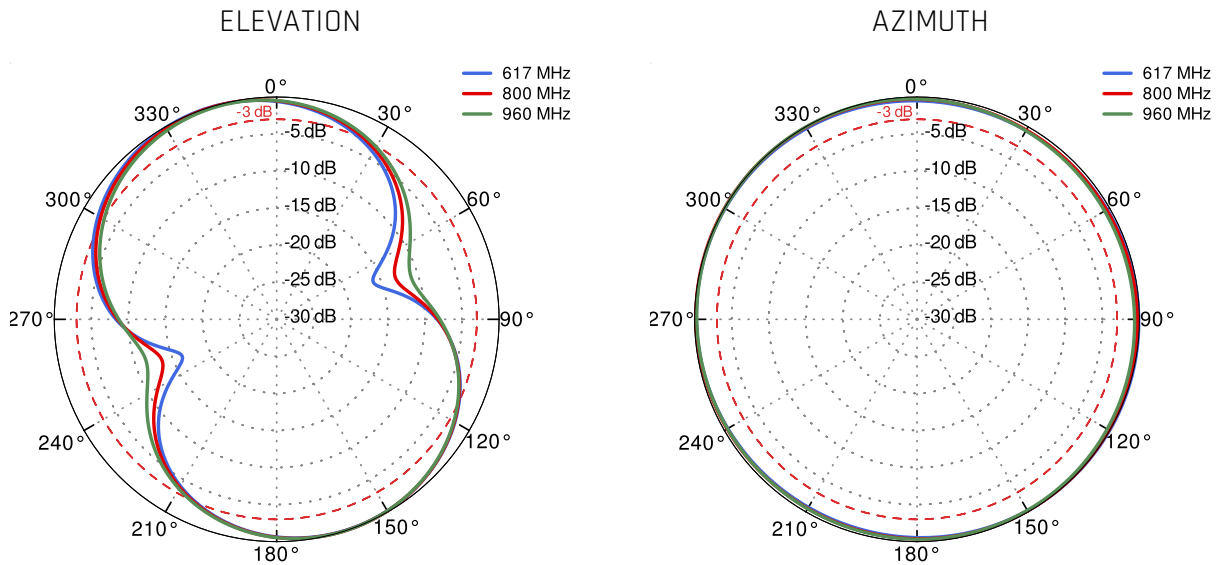
WiFi - V VSWR



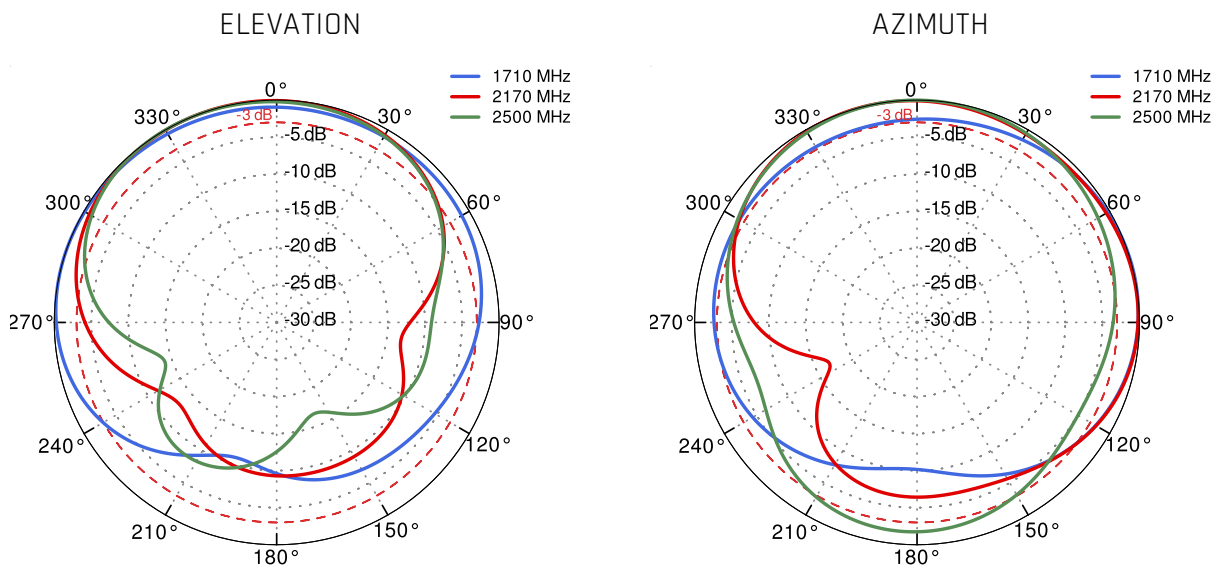
WiFi - V GAIN



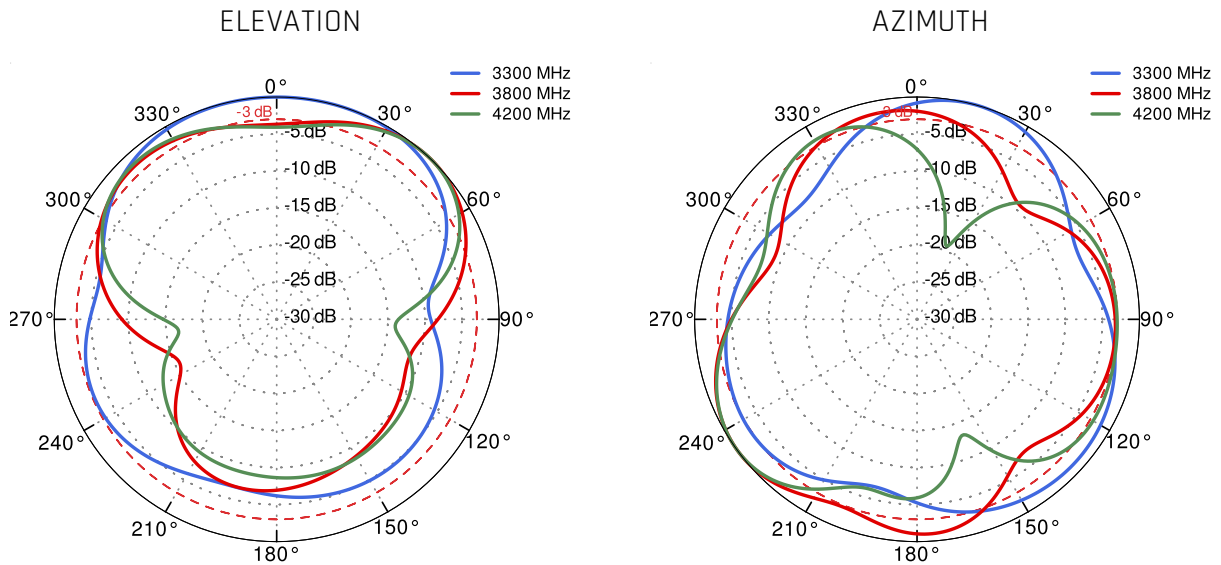
5G/LTE from 617MHz to 960MHz



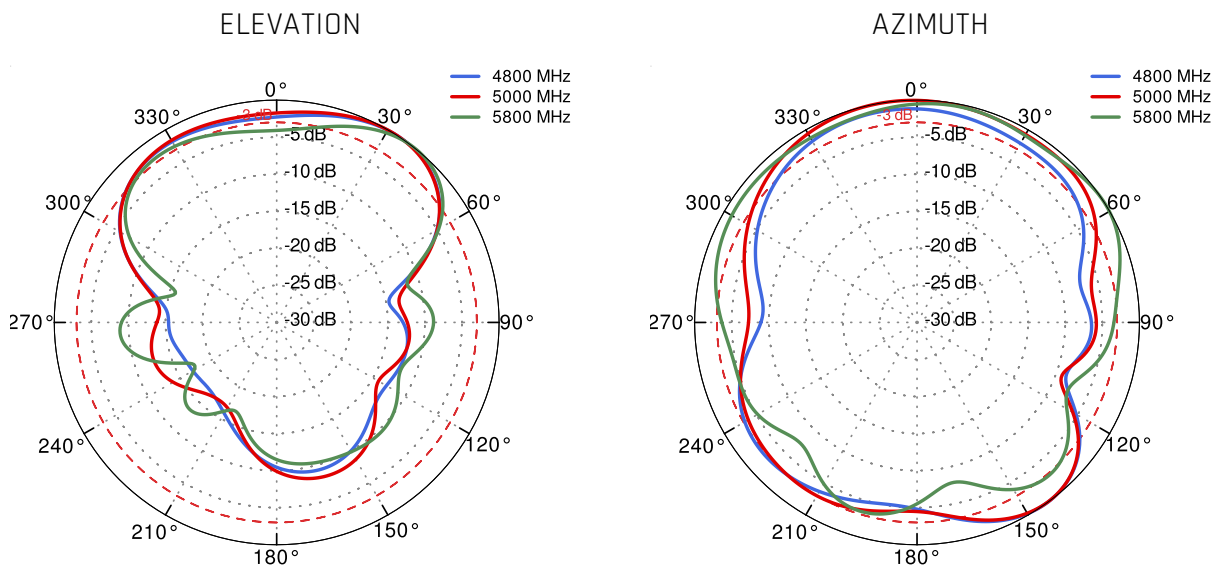
5G/LTE from 1.71GHz to 2.5GHz



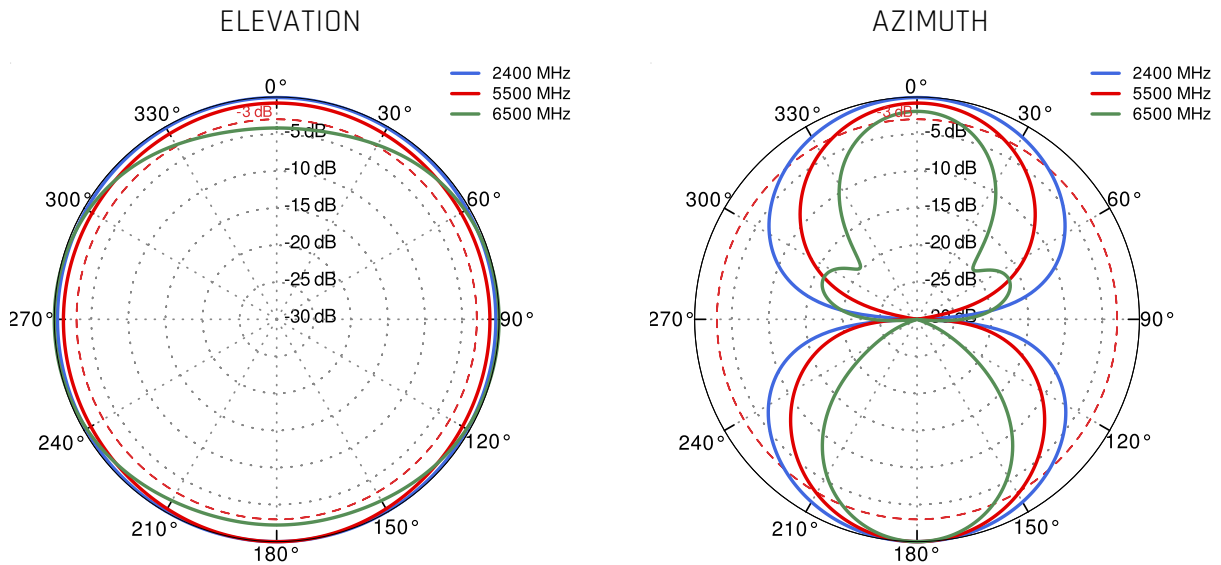
5G/LTE from 3.3GHz to 4.2GHz



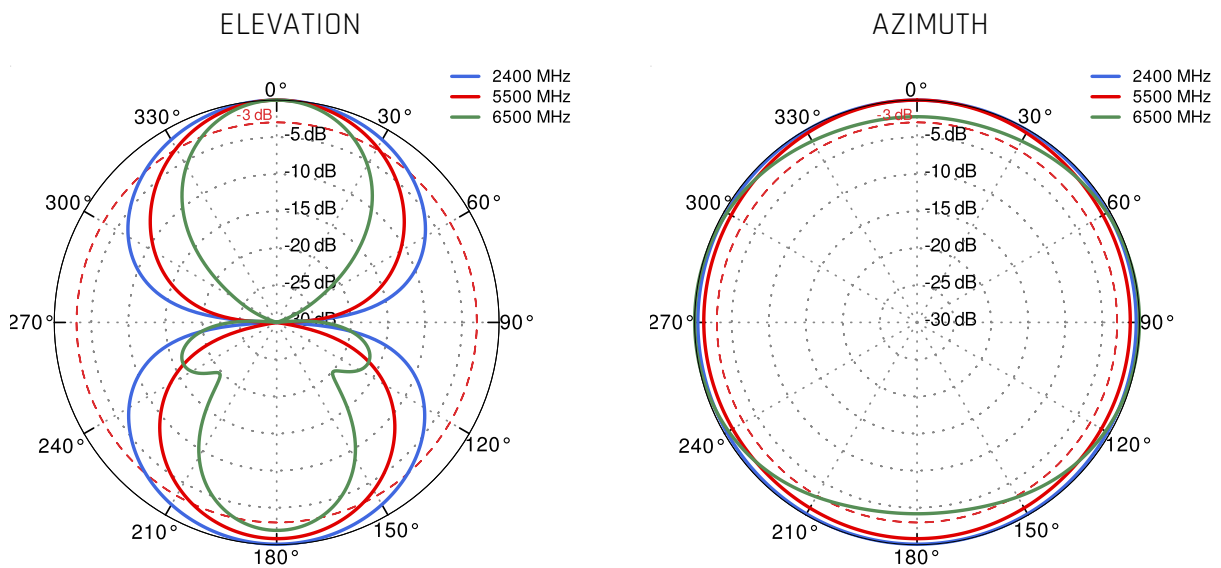
5G/LTE from 4.8GHz to 5.8GHz



Wi-Fi X Port 1 From 2.4 GHz to 6.5 GHz



Wi-Fi X Port 2 From 2.4 GHz to 6.5 GHz



Wi-Fi V From 2.4 GHz to 6.5 GHz

