

# QuSpot for Cradlepoint CBA550

## Integrated multi-band LTE omni antenna + place to install Cradlepoint CBA550 (All-in-one)

QuSpot omnidirectional LTE antenna for Teltonika **RUT241, RUT240 or RUT230 routers** is a perfect outdoor device for mobile and fixed installations e.g. CCTV, hotspots, industrial areas, campervans, ships etc.. In addition to having omnidirectional, multi-band LTE antennas, **it has also embedded omnidirectional Wi-Fi antenna**. If you use RUT241, RUT240 or 230 with QuSpot antenna, you get an integrated complete solution with embedded router and multi band antennas in one enclosure.

**4G**  
LTE  
694-2700MHz  
6 dBi  
OMNI  
DIRECTIONAL  
IP 67

OUTDOOR ANTENNA WORKS IN **ANY**  
**WEATHER CONDITIONS**, IP67



ANTENNA **PERFECTLY MATCHED** WITH  
THE ROUTER



WALL OR MAST MOUNTING SYSTEM



MADE IN **EUROPE**



## LTE ANTENNA SPECIFICATION

FREQUENCY	694 - 960 MHz 1.7 - 2.2 GHz 2.2 - 2.7 GHz
SUPPORTED LTE/5G BANDS	1, 2, 3, 4, 5, 7, 8, 9, 10, 12, 13, 14, 17, 18, 19, 20, 25, 26, 27, 28, 29, 30, 33, 34, 35, 36, 37, 38, 39, 40, 41, 44, 53, 65, 66, 67, 68, 69, 85, 103, n80, n81, n82, n83, n84, n86, n89, n90, n95, n97, n98, n100, n101, n256
GAIN	694 - 960 MHz : 2 dBi 1.7 - 2.2 GHz : 2 dBi 2.2 - 2.7 GHz : 4 dBi
VSWR	<1.60, max <2.00
BEAMWIDTH	360°/35° ±5°
POLARIZATION	Vertical
IMPEDANCE	50 $\Omega$

## MECHANICAL SPECIFICATION

MATERIALS	ABS, aluminum, PTFE
CONNECTOR TYPE	RJ45
INGRESS PROTECTION	IP67
DIMENSIONS	160 x 160 x 240 mm 6.3 x 6.3 x 9.45 inch
WEIGHT	1.5 kg 3.31 lbs
OPERATING TEMPERATURE	From -40°C to 75°C From -40°F to 167°F
MAST DIAMETER	40-60 mm 1.57-2.36 inch

## FREQUENCY BANDS

LTE / 4G GSM	<div>581213141718</div> <div>617 MHz<div>19202627282944</div></div> <div>676885103n81n82n83</div> <div>n89100</div> <div>960 MHz</div>
LTE / 4G UMTS	<div>123491025</div> <div>1710 MHz<div>333435363739n80</div></div> <div>n84n86n95n98n101</div> <div>2170 MHz</div>

**LTE / 4G WCS DARS**

2300  
MHz

30

40

n97

2400  
MHz

**LTE / 4G**

2400  
MHz

7

38

41

53

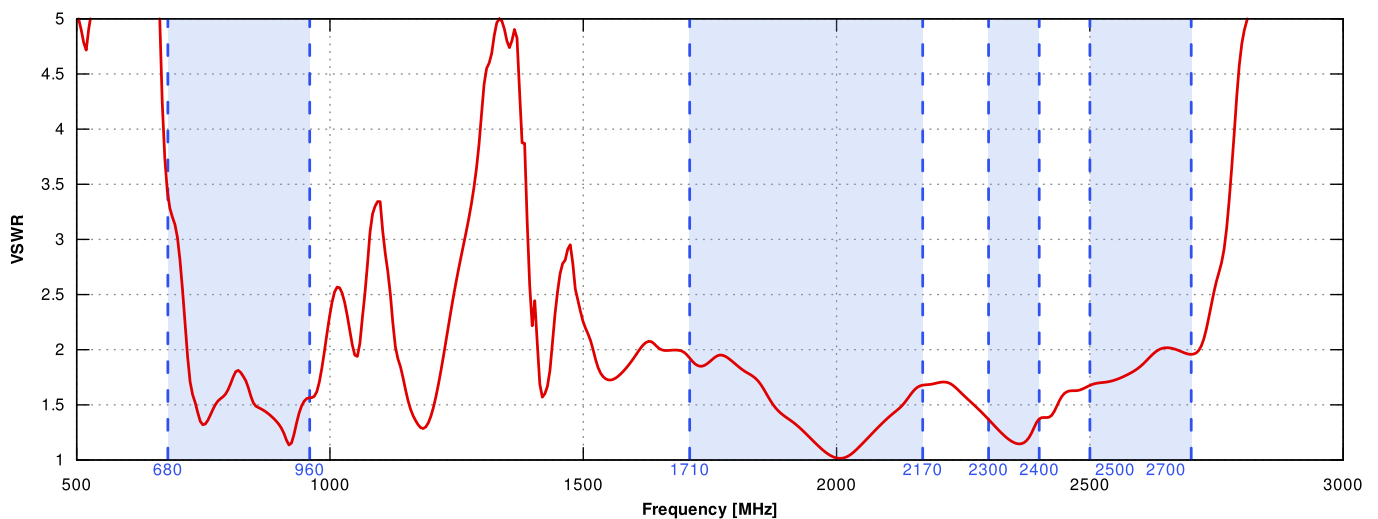
69

n90

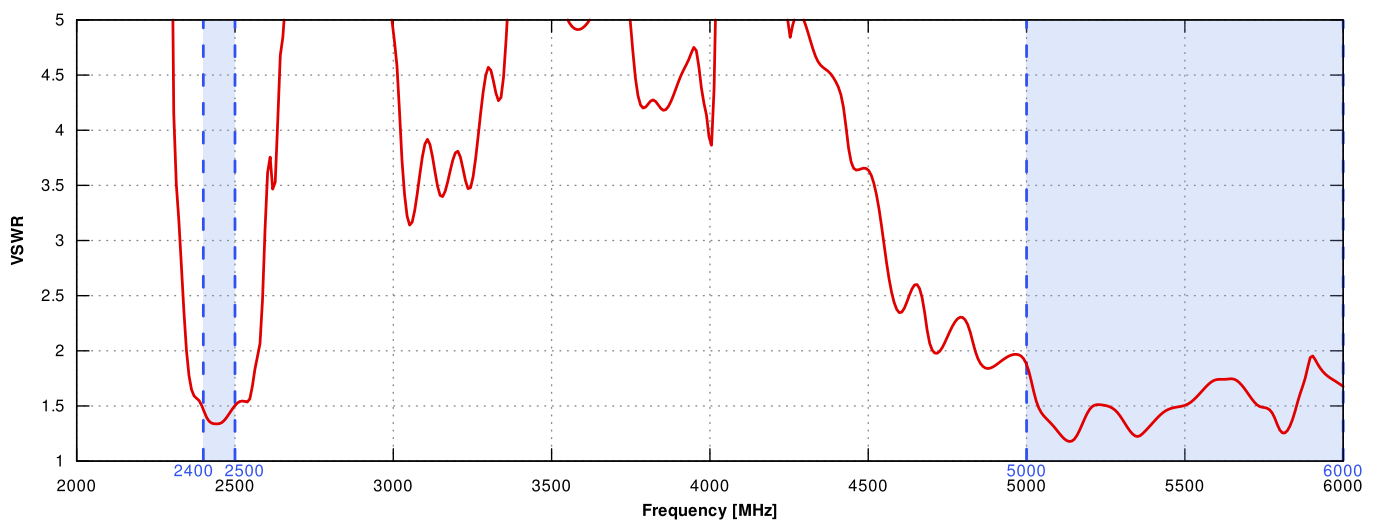
2700  
MHz

## PLOTS

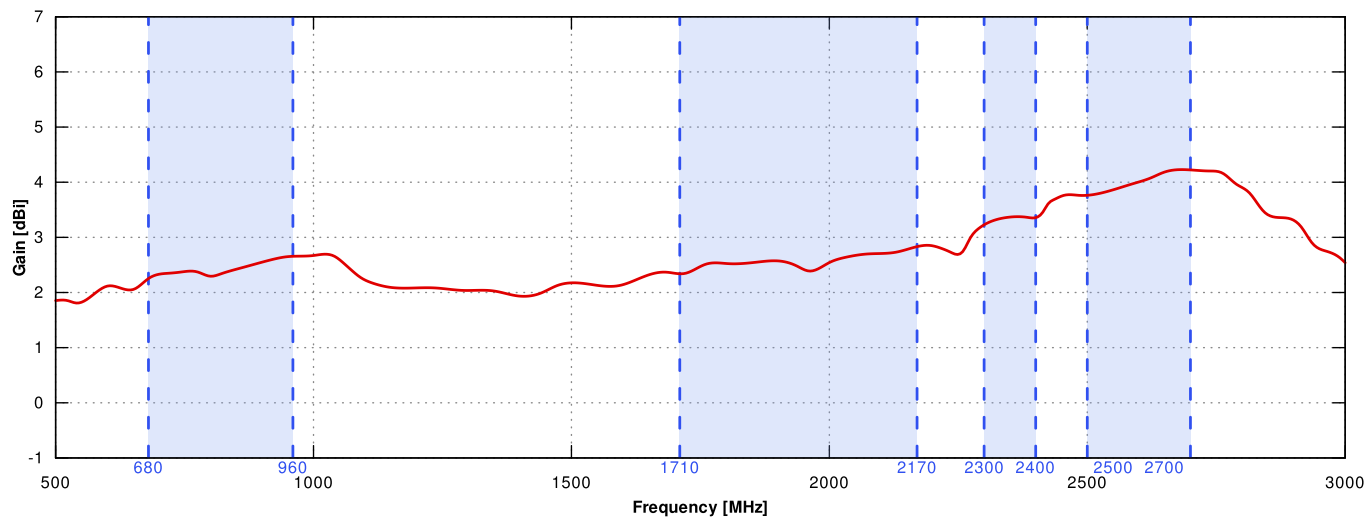
VSWR for LTE antenna



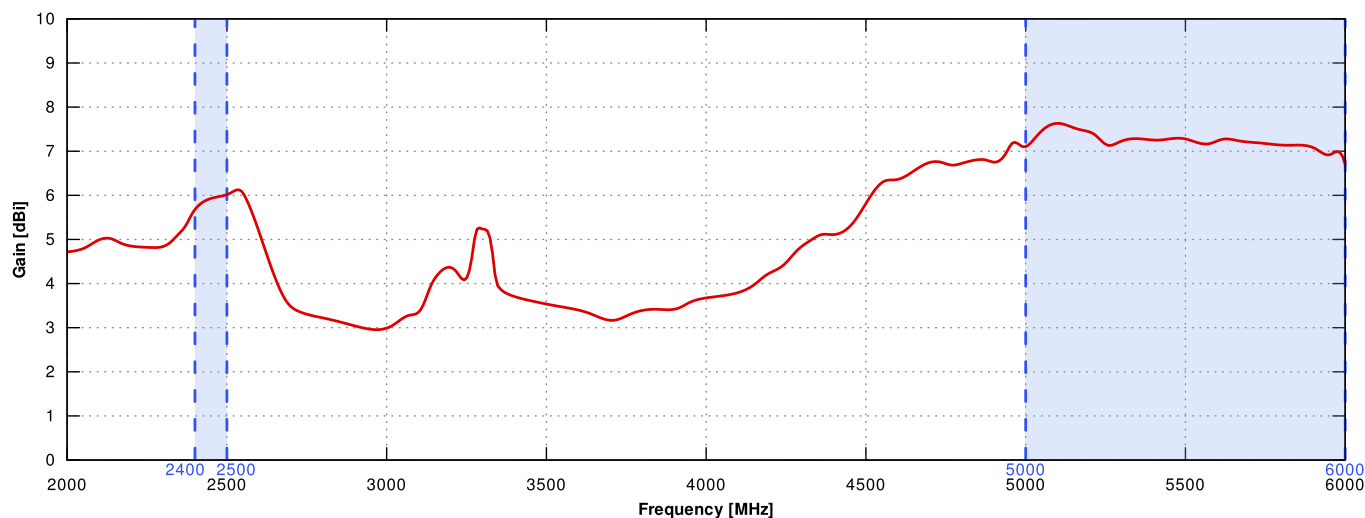
VSWSR for Wi-Fi antenna



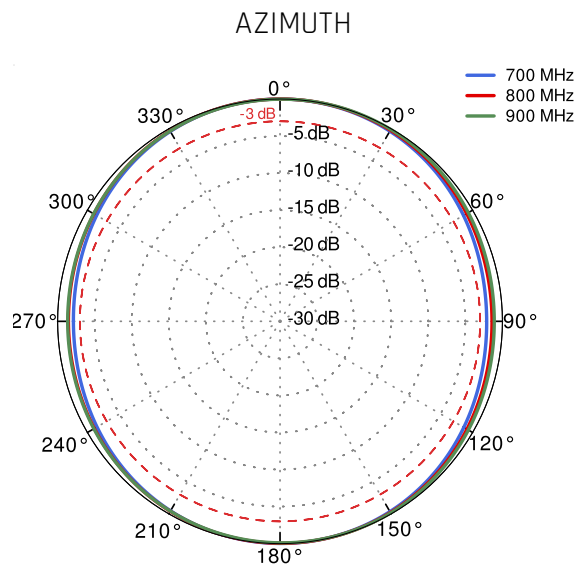
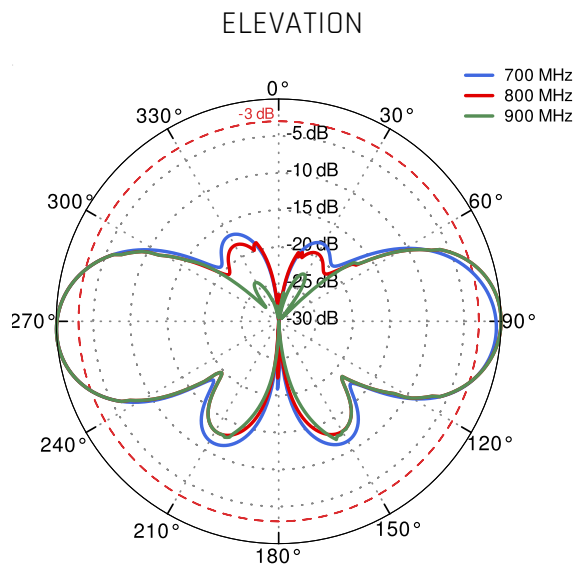
Gain for LTE antenna



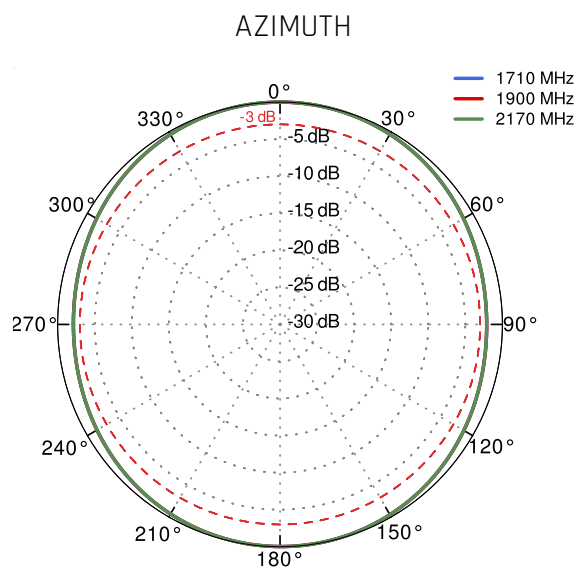
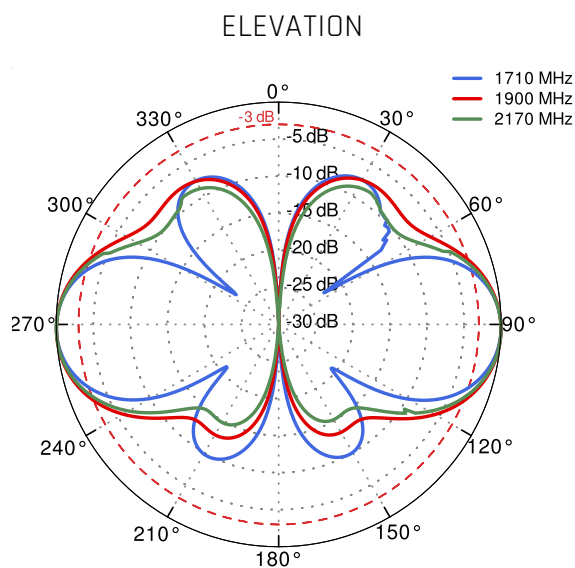
Gain for Wi-Fi antenna



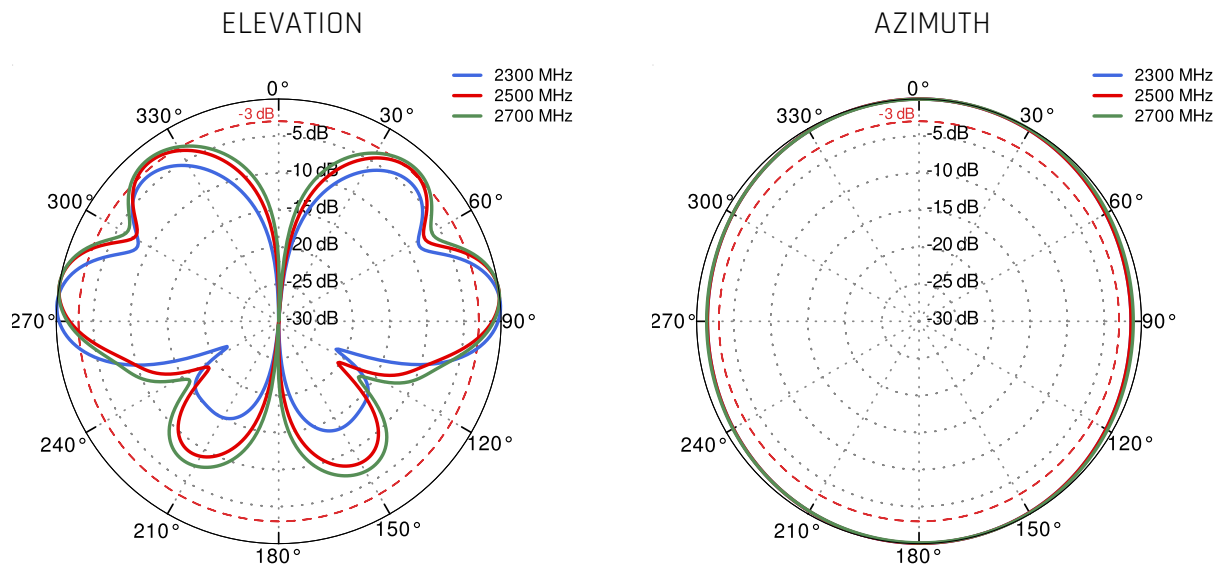
## LTE from 700MHz to 900MHz



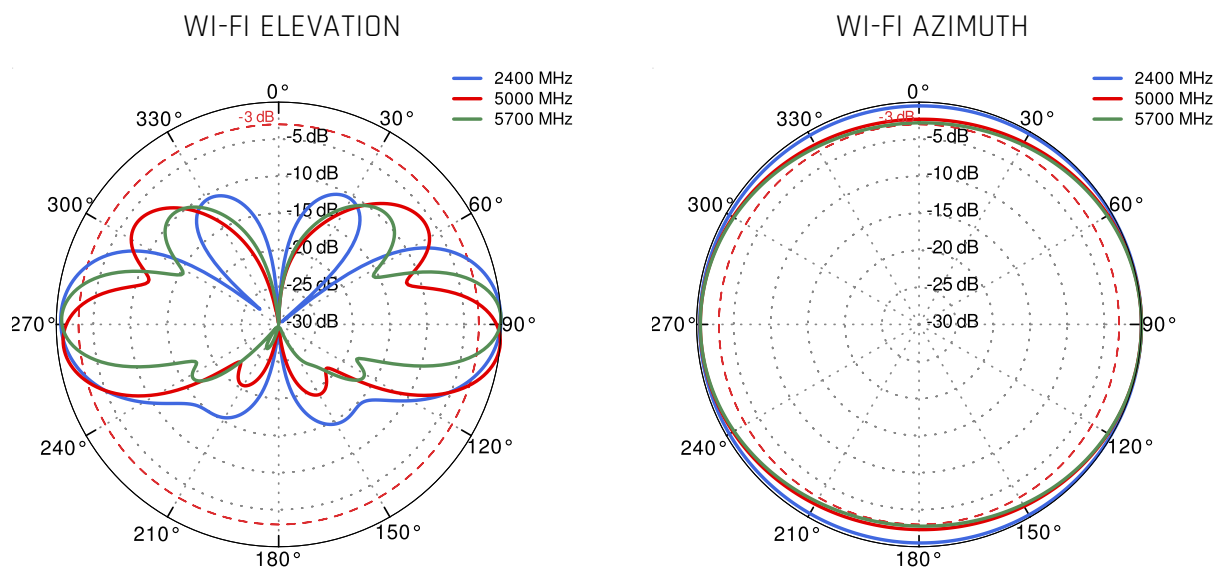
## LTE from 1.71GHz to 2.17GHz



## LTE from 2.3GHz to 2.7GHz



## Wi-Fi 2.4GHz and 5.7GHz



## DIMENSIONS

