

QuSpot for Teltonika RUT956/RUT955

Integrated multi-band LTE omni antennas + WiFi omni antennas + place to install Teltonika RUT956 or RUT955 (All-in-one)

QuSpot omni LTE antenna for Teltonika **RUT956, RUT955 or RUT906** router is a perfect outdoor device for mobile and fixed installations like industrial, CCTV, hotspots, yachts, boats, campers, RV etc. **It has embedded also omni Wi-Fi and GPS antenna.** If you use **RUT956, RUT955 or RUT906** with QuSpot antenna, you get an integrated complete solution with embedded router and multi band antennas in one enclosure.

4G
LTE**Wi Fi** 2.4GHz**GPS**
694-2700MHz
6 dBi
OMNI
DIRECTIONAL
IP 68
-40° TO +80°

OUTDOOR ANTENNA WORKS IN **ANY**
WEATHER CONDITIONS, IP68




ANTENNA **PERFECTLY MATCHED** WITH
THE ROUTER



PASSIVE **POE** SUPPORT



MADE IN **EUROPE**



LTE ANTENNA SPECIFICATION

FREQUENCY	694 - 960 MHz 1.7 - 2.2 GHz 2.2 - 2.7 GHz
SUPPORTED LTE/5G BANDS	1, 2, 3, 4, 5, 7, 8, 9, 10, 12, 13, 14, 17, 18, 19, 20, 25, 26, 27, 28, 29, 30, 33, 34, 35, 36, 37, 38, 39, 40, 41, 44, 53, 65, 66, 67, 68, 69, 85, 103, n80, n81, n82, n83, n84, n86, n89, n90, n95, n97, n98, n100, n101, n256
GAIN	694 - 960 MHz : 2 dBi 1.7 - 2.2 GHz : 2 dBi 2.2 - 2.7 GHz : 4 dBi
VSWR	<1.60, max <2.00
BEAMWIDTH	360°/35° ±5°
POLARIZATION	Vertical
IMPEDANCE	50 Ω

WI-FI ANTENNA SPECIFICATION

FREQUENCY	2.4 - 2.5 GHz
GAIN	6 dBi
VSWR	<1.70, max <2.00
BEAMWIDTH	360°/25° ±5°
POLARIZATION	Vertical
IMPEDANCE	50 Ω

MECHANICAL SPECIFICATION

MATERIALS	ABS, aluminum, PTFE
CONNECTOR TYPE	RJ45
INGRESS PROTECTION	IP68
DIMENSIONS	160 x 160 x 240 mm 6.3 x 6.3 x 9.45 inch
WEIGHT	1.5 kg 3.31 lbs
OPERATING TEMPERATURE	From -40°C to 80°C From -40°F to 176°F
ENCLOSURE RECOMMENDED TIGHTENING TORQUE	0.5 - 0.7 Nm
MAST DIAMETER	25-66 mm 0.98-2.60 inch

FREQUENCY BANDS

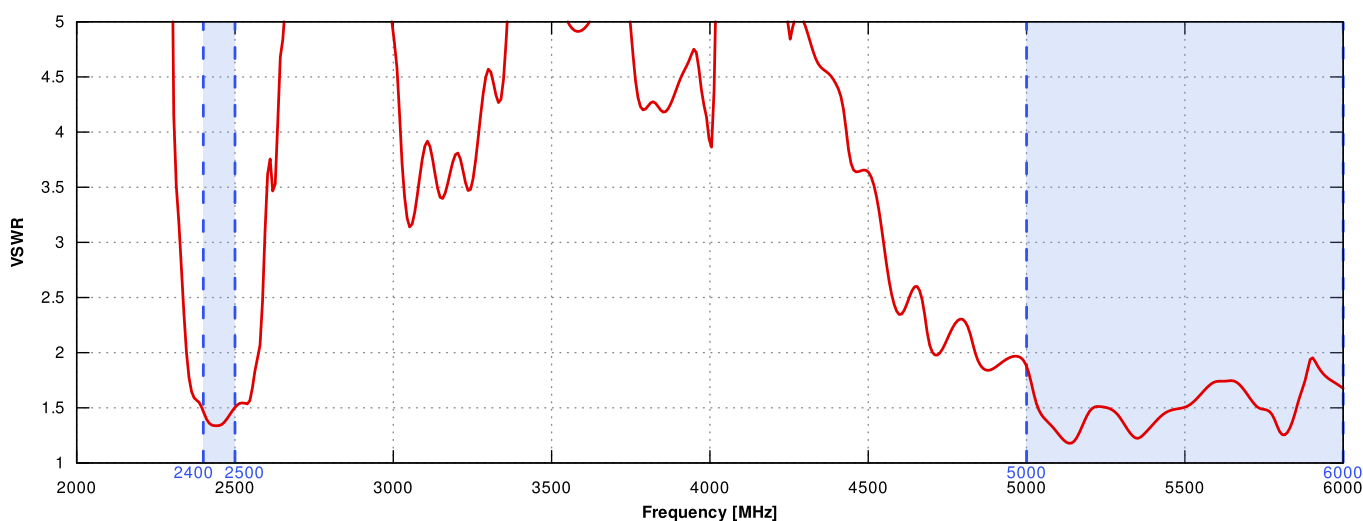
LTE / 4G GSM	<div> <div> <div>5</div> <div>8</div> <div>12</div> <div>13</div> <div>14</div> <div>17</div> <div>18</div> </div> <div> <div>19</div> <div>20</div> <div>26</div> <div>27</div> <div>28</div> <div>29</div> <div>44</div> </div> <div> <div>67</div> <div>68</div> <div>85</div> <div>103</div> <div>n81</div> <div>n82</div> <div>n83</div> </div> <div> <div>n89</div> <div>n100</div> </div> </div> <div> <div>694 MHz</div> <div>960 MHz</div> </div>
LTE / 4G UMTS	<div> <div>1</div> <div>2</div> <div>3</div> <div>4</div> <div>9</div> <div>10</div> <div>25</div> </div> <div> <div>33</div> <div>34</div> <div>35</div> <div>36</div> <div>37</div> <div>39</div> <div>n80</div> </div> <div> <div>n84</div> <div>n86</div> <div>n95</div> <div>n98</div> <div>n101</div> </div>

1710 MHz

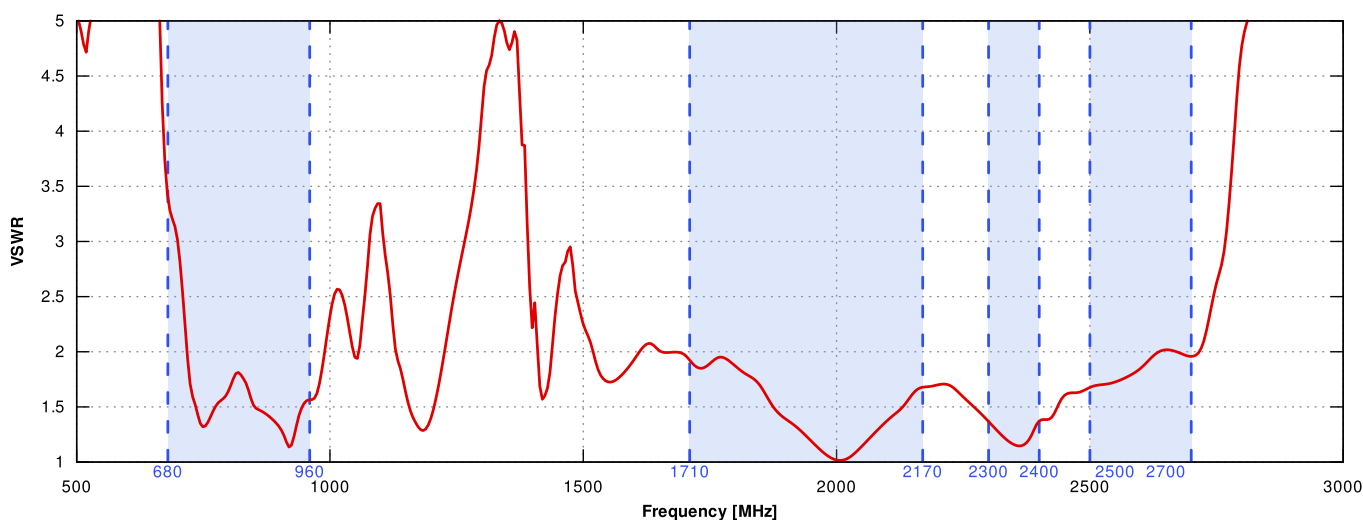
2170 MHz

PLOTS

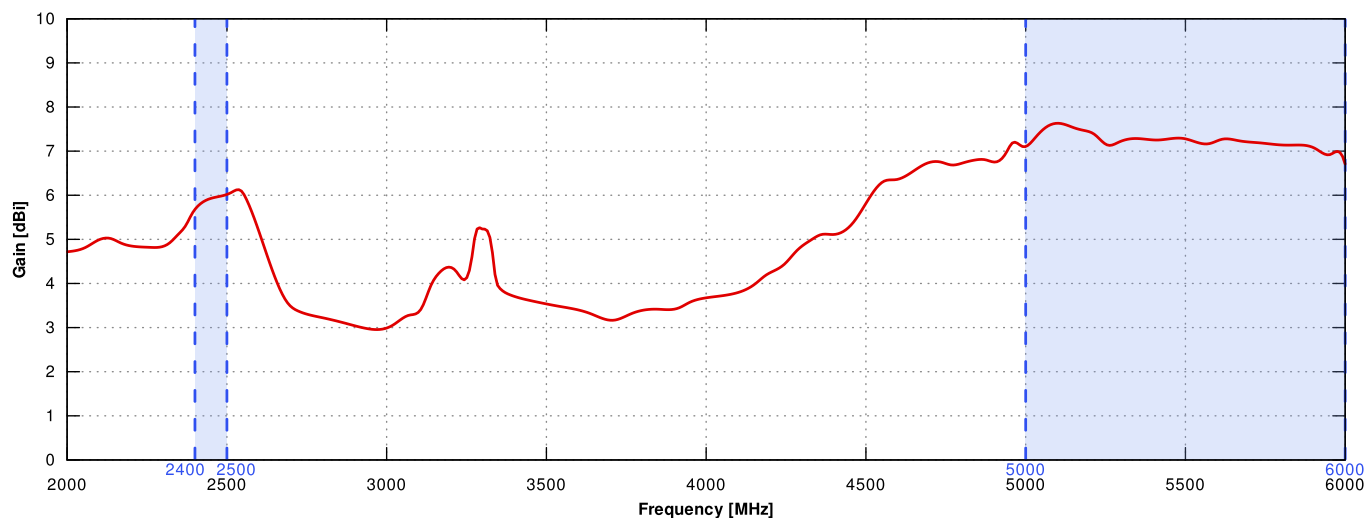
VSWR for Wi-Fi antenna 



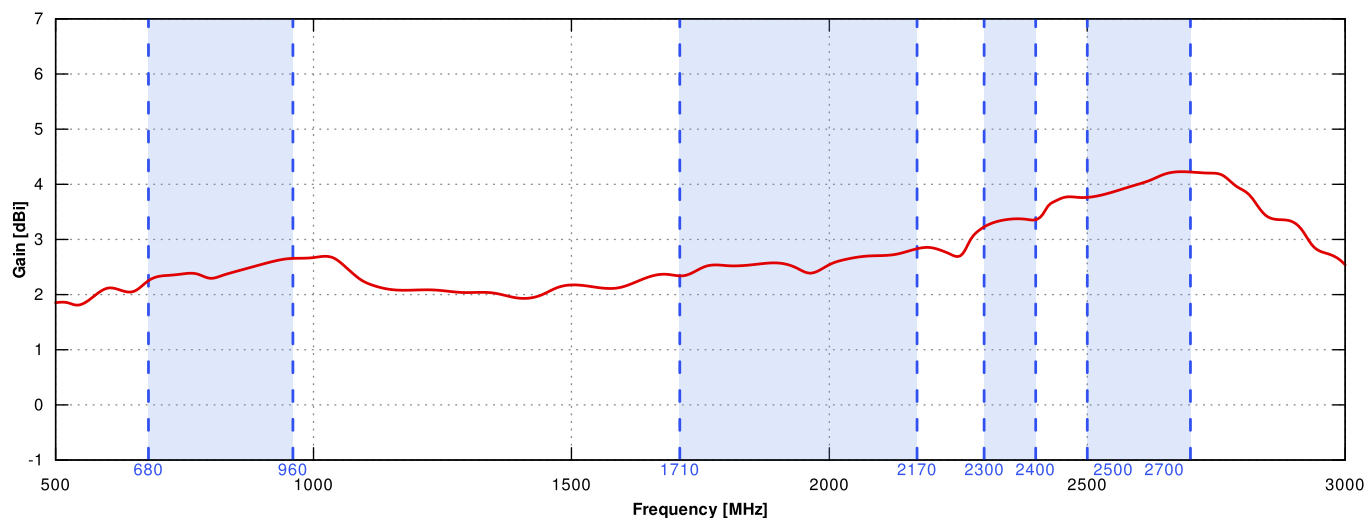
VSWR for LTE antenna 



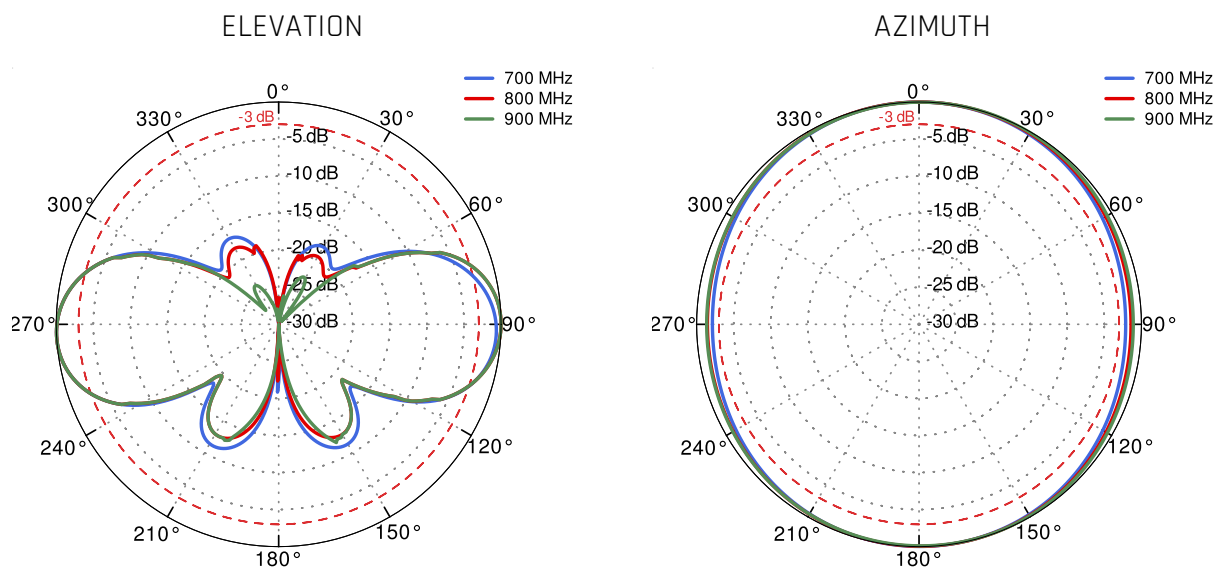
Gain for Wi-Fi antenna



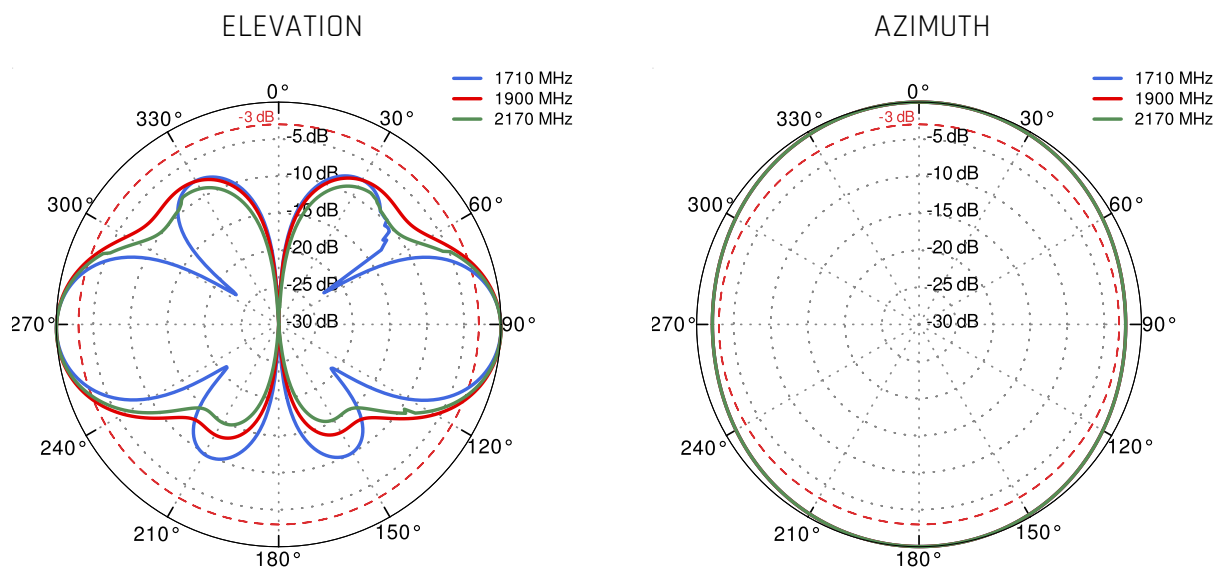
Gain for LTE antenna



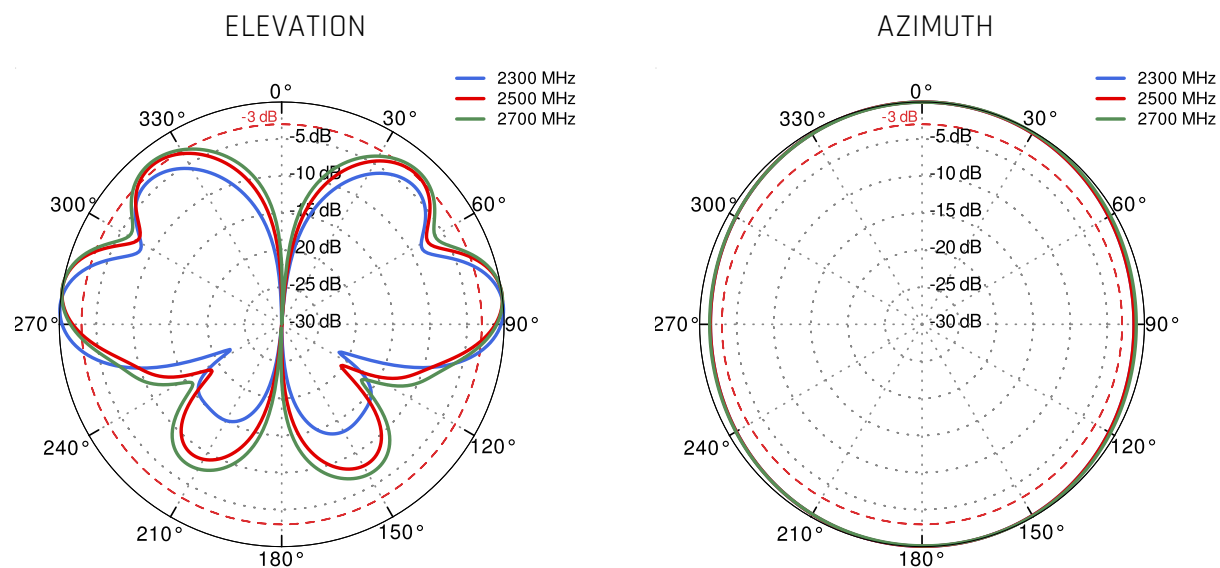
LTE from 700MHz to 900MHz



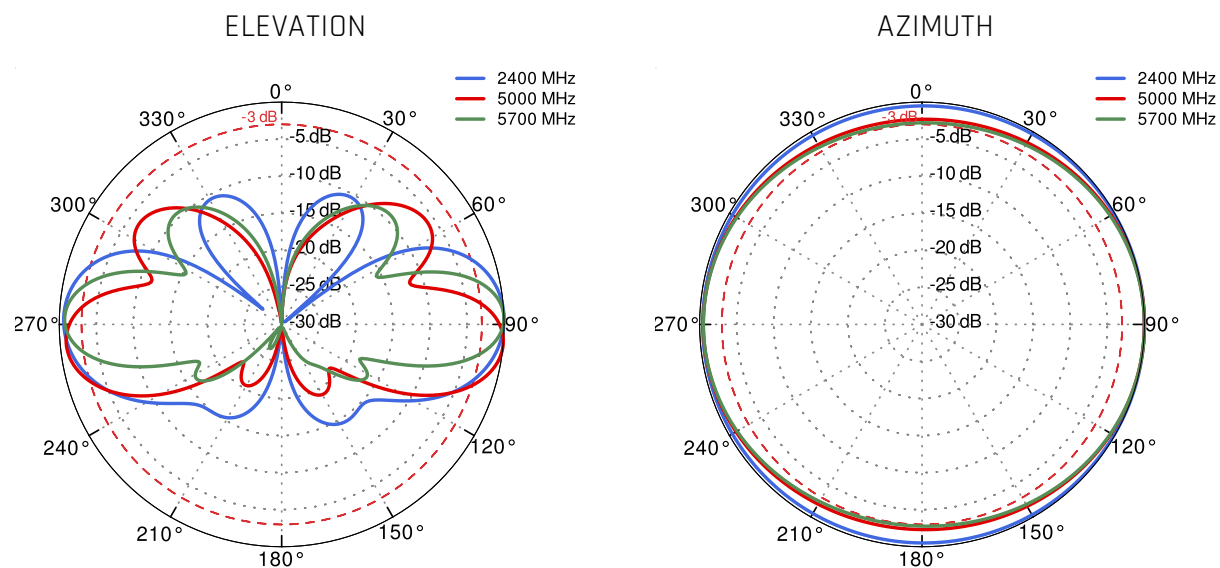
LTE from 1.71GHz to 2.17GHz



LTE from 2.3GHz to 2.7GHz



Wi-Fi 2.4GHz and 5GHz



DIMENSIONS

