QuSpot for Teltonika TRB140

Integrated multi-band LTE omni antenna + place to install Teltonika TRB140 (All-in-one)

QuSpot omni LTE antenna for Teltonika **TRB140** router is a perfect outdoor device for mobile and fixed installations like industrial, CCTV, hotspots, yachts, boats, campers, RV etc. If you use **TRB140** with QuSpot antenna, you get an integrated complete solution with embedded router and multi band antennas in one enclosure.
This antenna is also compatible with TRB141, TRB142, TRB143 and TRB145.

4G LTE | 617-6000MHz | 4 dBi | OMNI DIRECTIONAL | IP 68 | -40° TO +80°

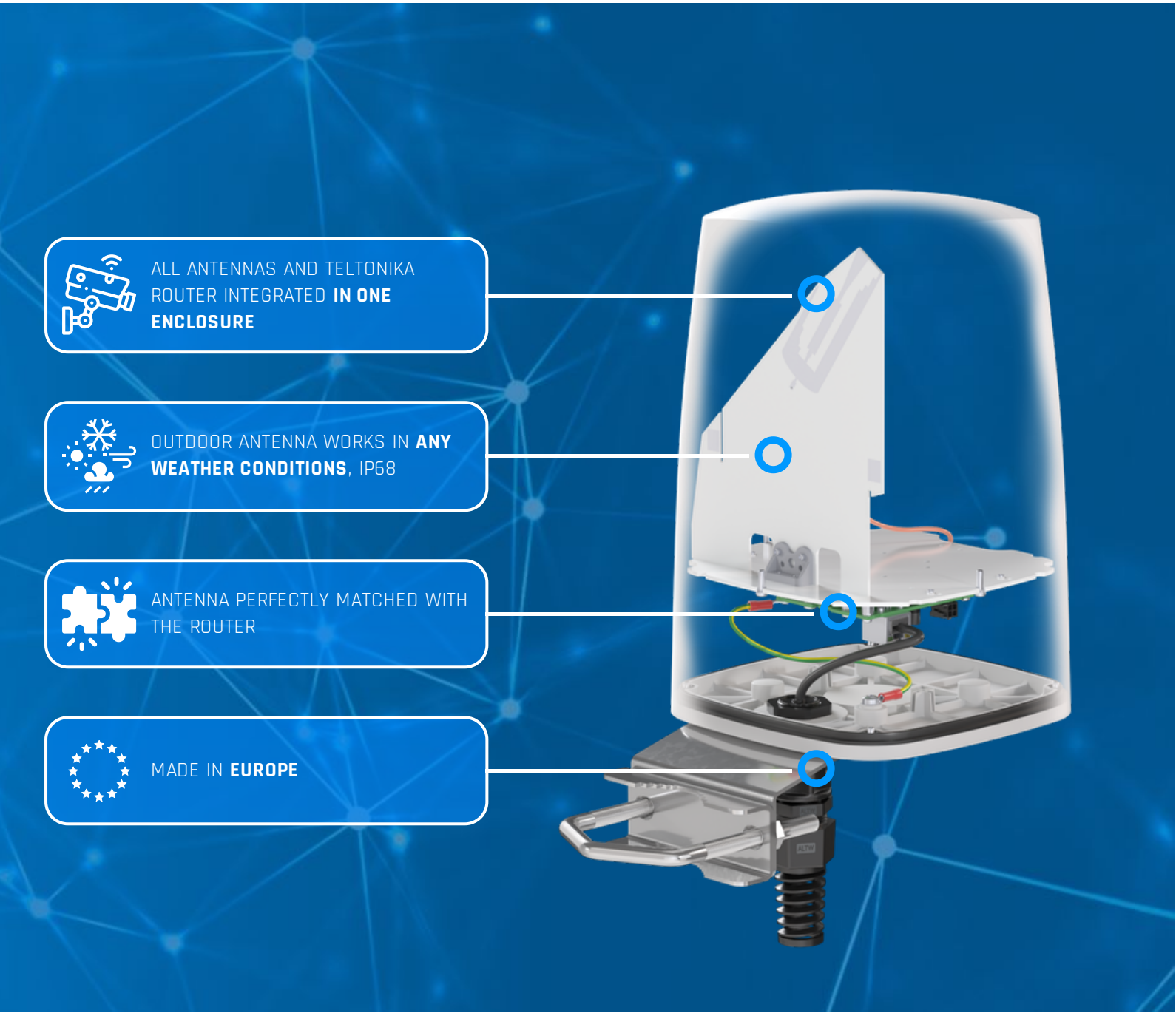

5G/LTE ANTENNA SPECIFICATION

FREQUENCY	0.617 - 0.960 GHz 1.6 - 3.0 GHz 3.0 - 5.0 GHz 5.0 - 6.0 GHz
MAX. GAIN	0.617 - 0.960 GHz : 2 dBi 1.6 - 3.0 GHz : 4 dBi 3.0 - 5.0 GHz : 4 dBi 5.0 - 6.0 GHz : 2 dBi
SUPPORTED LTE BANDS	1, 2, 3, 4, 5, 6, 7, 8, 9, 10, 12, 13, 14, 17, 18, 19, 20, 22, 23, 25, 26, 27, 28, 29, 30, 33, 34, 35, 36, 37, 38, 39, 40, 41, 42, 43, 44, 46, 47, 48, 49, 52, 53, 54, 65, 66, 67, 68, 69, 70, 71, 85, 103, 106, 111, 252, 254, 256
SUPPORTED 5G BANDS	n1, n2, n3, n5, n7, n8, n12, n13, n14, n18, n20, n25, n26, n28, n29, n30, n34, n38, n39, n40, n41, n46, n47, n48, n53, n54, n65, n66, n67, n68, n70, n71, n77, n78, n79, n80, n81, n82, n83, n84, n85, n86, n89, n90, n95, n97, n98, n99, n100, n101, n106, n252, n254, n256
VSWR	<2.00, max <3.00
BEAMWIDTH	360°/35° ±5°
POLARIZATION	Vertical
IMPEDANCE	50 Ω

Copyright © 2023, Wireless Instruments. Specifications and information given in this document are subject to change without prior notice.

MECHANICAL SPECIFICATION

RADOME MATERIAL	UV-resistant ASA
OPERATING HUMIDITY	up to 100% RH
MATERIALS	aluminum, PTFE
CONNECTOR TYPE	RJ45
INGRESS PROTECTION	IP68
DIMENSIONS	160 x 160 x 240 mm 6.3 x 6.3 x 9.45 inch
WEIGHT	1.5 kg 3.31 lbs
OPERATING TEMPERATURE	From -40°C to 80°C From -40°F to 176°F
ENCLOSURE RECOMMENDED TIGHTENING TORQUE	0.5 - 0.7 Nm
MAST DIAMETER	25-66 mm 0.98-2.60 inch

Copyright © 2023, Wireless Instruments. Specifications and information given in this document are subject to change without prior notice.

FREQUENCY BANDS

LTE / 4G GSM	617 MHz	5	6	8	12	13	14	17	960 MHz
		18	19	20	26	27	28	29	
		44	67	68	85	n81	n82	n83	
		n89							
LTE / 4G UMTS	1710 MHz	1	2	3	4	9	10	25	2170 MHz
		33	34	35	36	37	39	59	
		62	n80	n84	n86	n95			
LTE / 4G WCS DARS	2300 MHz	30	40						2400 MHz
LTE / 4G	2400 MHz	7	38	41	53	69	n90		2700 MHz

Copyright © 2023, Wireless Instruments. Specifications and information given in this document are subject to change without prior notice.

PLOTS

VSWR for 5G/LTE antenna

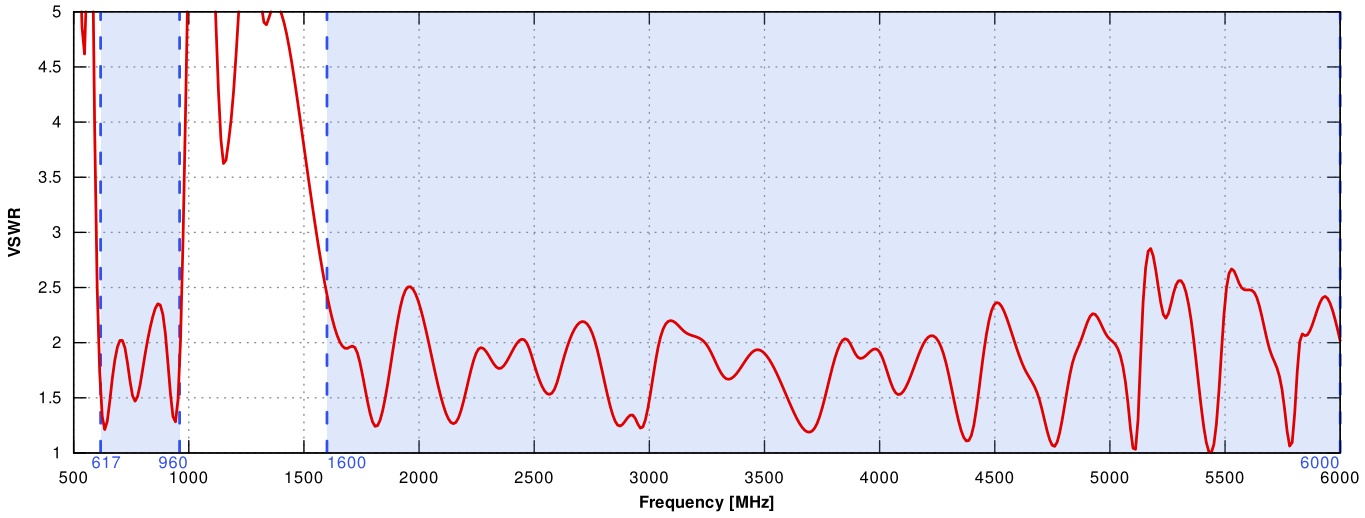

Gain for 5G/LTE antenna

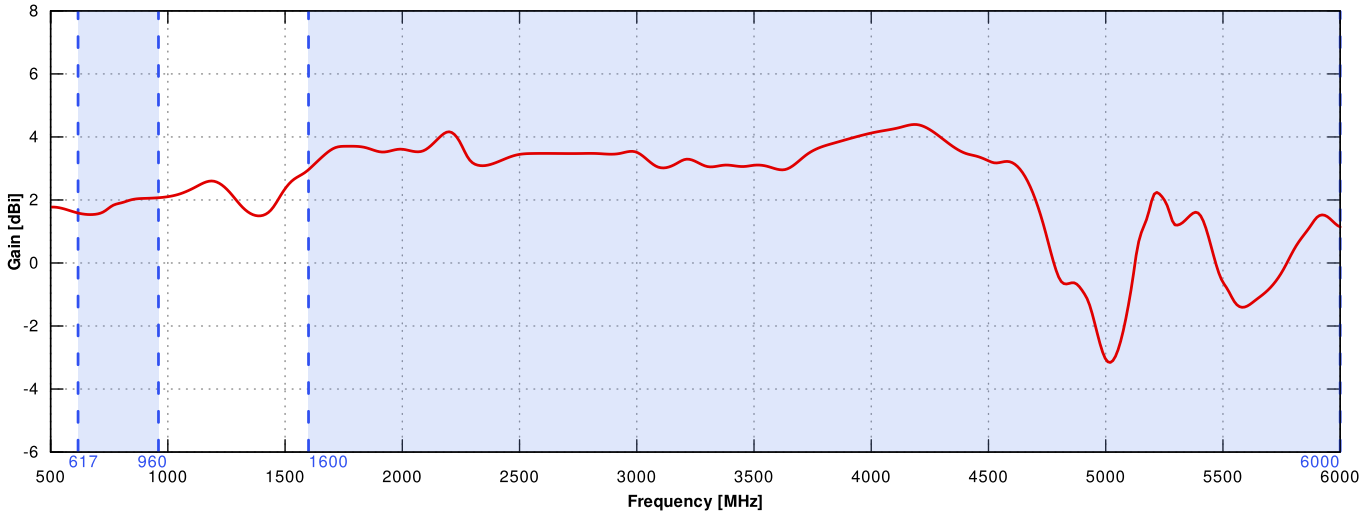

Copyright © 2023, Wireless Instruments. Specifications and information given in this document are subject to change without prior notice.

5G/LTE From 650MHz to 950MHz

ELEVATION

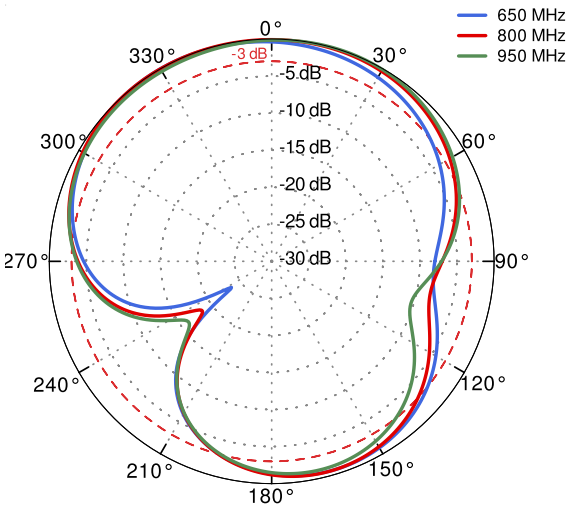

AZIMUTH

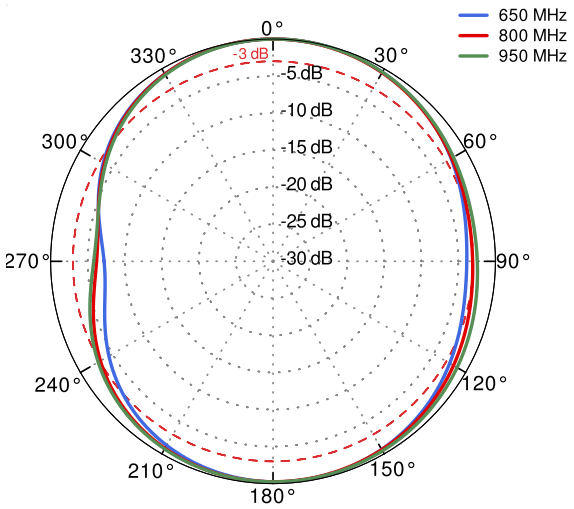

5G/LTE From 1710MHz to 2500MHz

ELEVATION

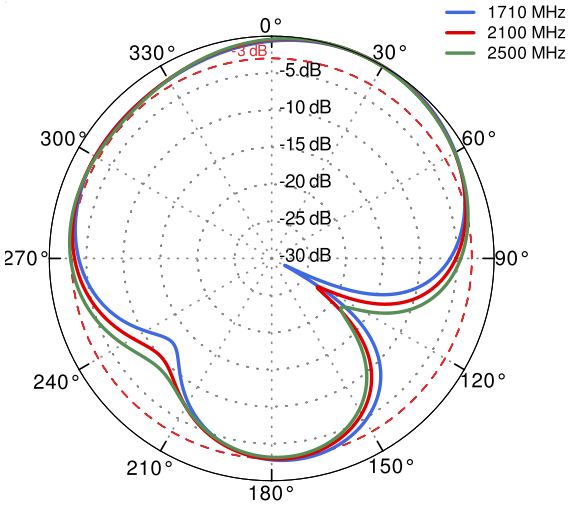

AZIMUTH

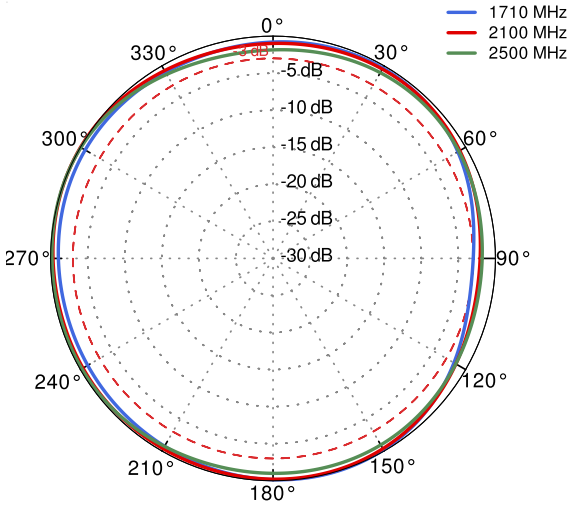

Copyright © 2023, Wireless Instruments. Specifications and information given in this document are subject to change without prior notice.

5G/LTE From 3300MHz to 4000MHz

ELEVATION

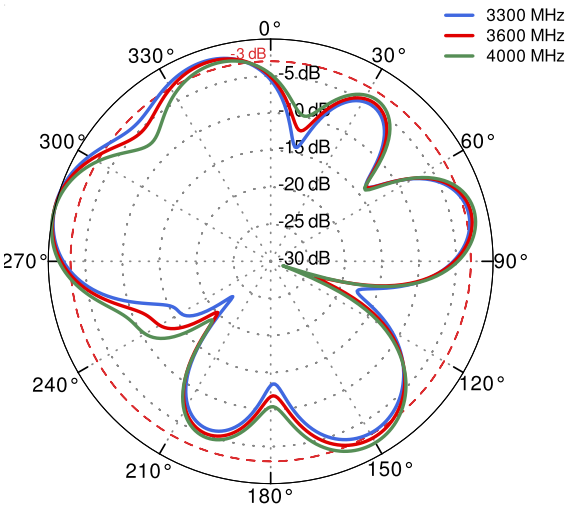

AZIMUTH

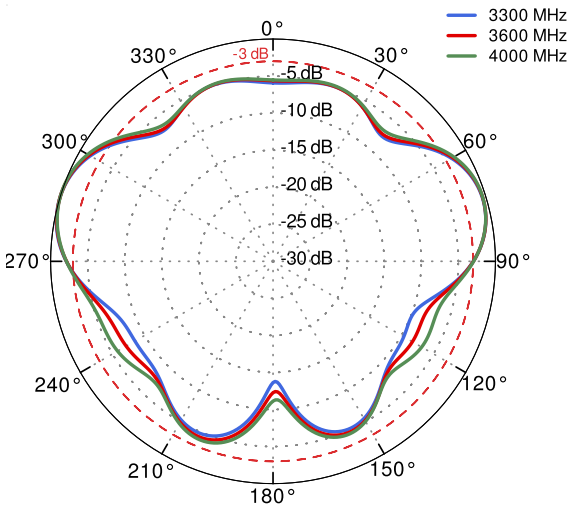

5G/LTE From 4500MHz to 5500MHz

ELEVATION

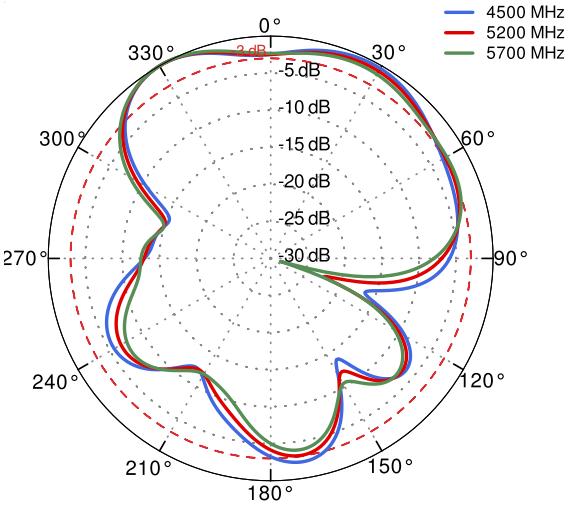

AZIMUTH

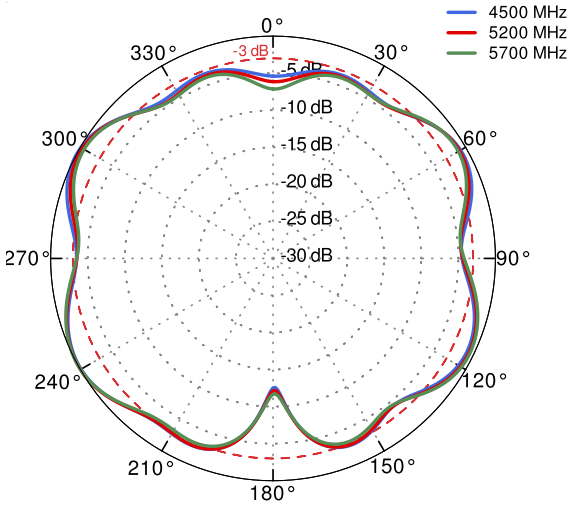

Copyright © 2023, Wireless Instruments. Specifications and information given in this document are subject to change without prior notice.

DIMENSIONS

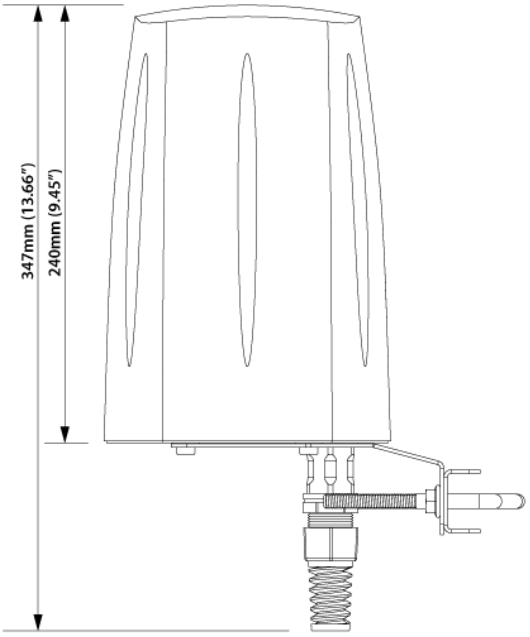

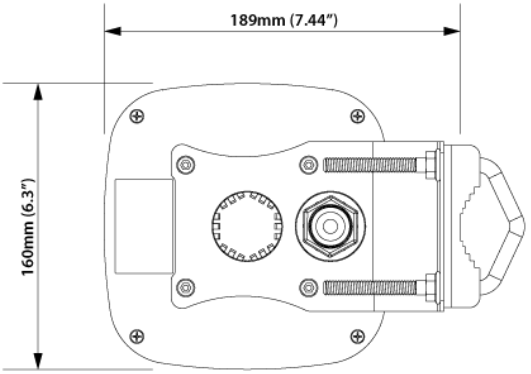

QuWireless
WWW.QUWIRELESS.COM
Sales email: sales@quwireless.com **Tel:** +48 513 900 416
Support email: support@quwireless.com **Website:** www.quwireless.com
Address: Wireless Instruments Sp. z o.o., ul. Kościuszki 27, 52-116 Iwiny, Poland

Copyright © 2023, Wireless Instruments. Specifications and information given in this document are subject to change without prior notice.