


# QuSpot for RUT2xx ver. Global 2xRJ45 QuPS2

**INTEGRATED MULTI-BAND LTE & 5G OMNI ANTENNA + WI-FI OMNI ANTENNA + PLACE TO INSTALL TELTONIKA RUT271/RUT260/RUT241/RUT240/RUT200 (ALL-IN-ONE)**

QuSpot omnidirectional 5G/LTE antenna ver. Global for Teltonika **RUT271, RUT260, RUT241, RUT240 or RUT200 routers** is a perfect outdoor device for mobile and fixed installations e.g. CCTV, hotspots, industrial areas, campervans, ships etc... In addition to having **omnidirectional, multi-band LTE antennas**, it has also embedded **omnidirectional Wi-Fi antenna**. If you use RUT2xx with QuSpot antenna, you get an integrated complete solution with embedded router and multi band antennas in one enclosure.

The product features a **QuPS2** connector intended for power supply from the original Teltonika power adapter; however, it requires modification of the plug.



## 5G ANTENNA SPECIFICATION

<b>FREQUENCY</b>	617 - 960 MHz 1.7 - 2.7 GHz 3.3 - 4.7 GHz 5.2 - 6.0 GHz
<b>GAIN</b>	617 - 960 MHz : 2 dBi 1.7 - 2.7 GHz : 4 dBi 3.3 - 4.7 GHz : 4.5 dBi 5.2 - 6.0 GHz : 2 dBi
<b>VSWR</b>	<2.00, max <2.50
<b>BEAMWIDTH</b>	360°/25° ±5°
<b>POLARIZATION</b>	Vertical
<b>IMPEDANCE</b>	50 Ω
<b>CONNECTOR</b>	2x SMA
<b>CABLE TYPE</b>	RG316

## WI-FI ANTENNA SPECIFICATION

<b>FREQUENCY</b>	2.4 - 2.5 GHz 4.7 - 6 GHz
<b>GAIN</b>	2.4 - 2.5 GHz : 6 dBi 4.7 - 6 GHz : 7.5 dBi
<b>VSWR</b>	<1.70, max <2.00
<b>BEAMWIDTH</b>	360°/25° ±5°
<b>POLARIZATION</b>	Vertical
<b>IMPEDANCE</b>	50 Ω
<b>CONNECTOR</b>	1x RPSMA
<b>CABLE TYPE</b>	RG316

## MECHANICAL SPECIFICATION

<b>MATERIALS</b>	ABS, aluminum, PTFE
<b>CONNECTOR TYPE</b>	2x RJ45 QuPS2
<b>INGRESS PROTECTION</b>	IP68
<b>DIMENSIONS</b>	160 x 160 x 240 mm 6.3 x 6.3 x 9.45 inch
<b>WEIGHT</b>	1.5 kg 3.31 lbs
<b>OPERATING TEMPERATURE</b>	From -40°C to 75°C From -40°F to 167°F

**MAST DIAMETER**

25-66 mm  
0.98-2.60 inch

**INCLUDED BRACKET WIND SURVIVAL**

≤190 km/h

**OPTIONAL BRACKET WIND SURVIVAL ( 2X U-BOLT )**

≤220 km/h


**ENCLOSURE RECOMMENDED TIGHTENING TORQUE**

0.5 - 0.7 Nm

## FREQUENCY BANDS

**LTE / 4G**

	1	2	3	4	5	7	8	
	9	10	12	13	14	17	18	
	19	20	22	25	26	27	28	
617 MHz	29	30	33	34	35	36	37	6000 MHz
	38	39	40	41	42	43	44	
	48	49	52	53	65	66	67	
	68	69	71	85	103	106		



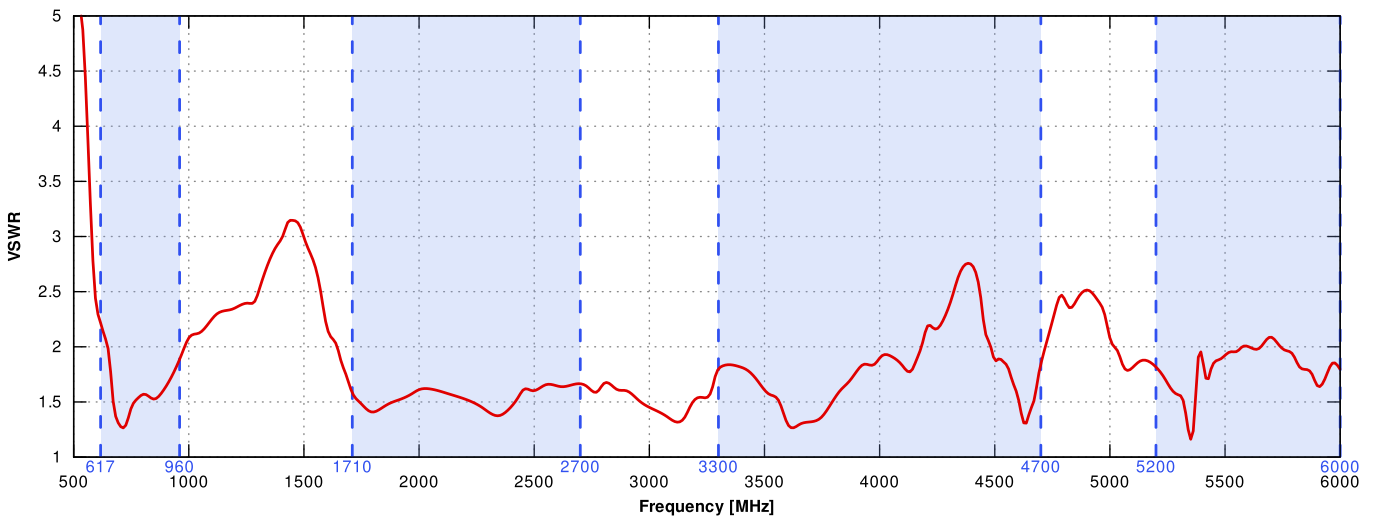
	n1	n2	n3	n5	n7	n8	n12	
	n13	n14	n18	n20	n25	n26	n28	
	n29	n30	n34	n38	n39	n40	n41	
617 MHz	n48	n53	n65	n66	n67	n71	n77	6000 MHz
	n78	n80	n81	n82	n83	n84	n85	
	n86	n89	n90	n95	n97	n98	n100	
	n101	n256						

## COMPATIBLE ROUTERS

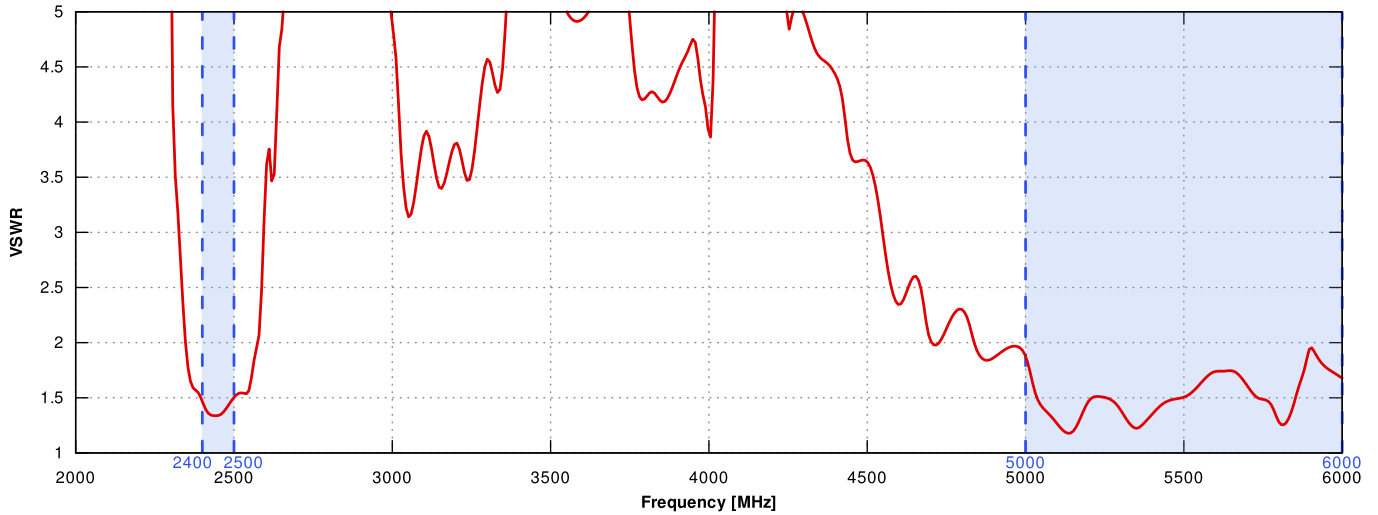
VARIANT: - \_\_\_\_\_

## PLOTS

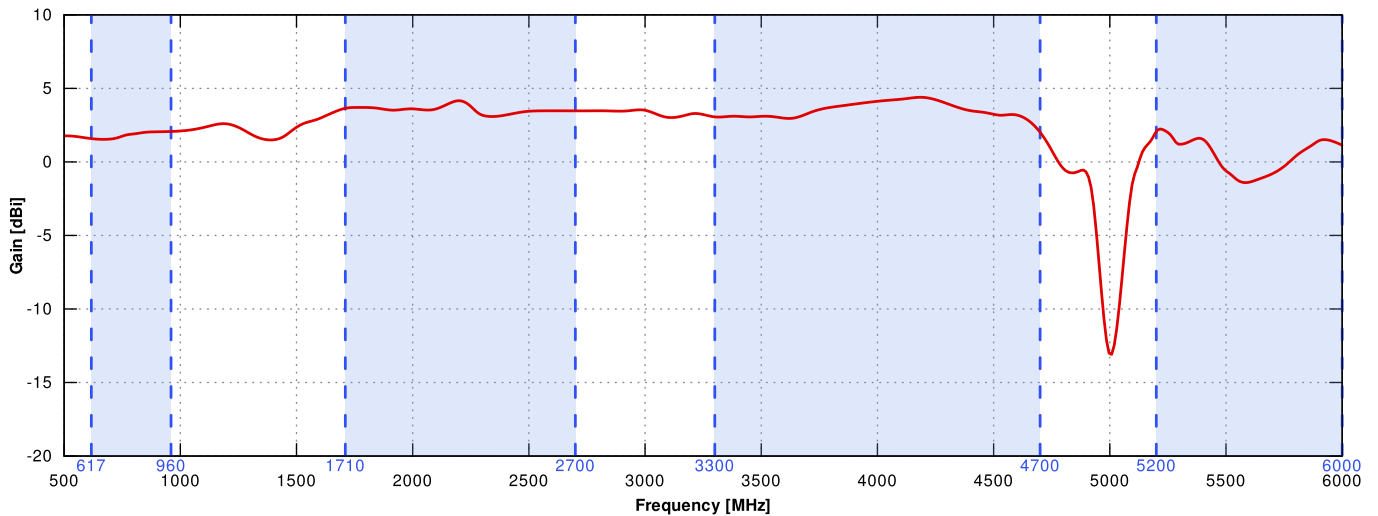
VSWR for 5G/LTE antenna \_\_\_\_\_



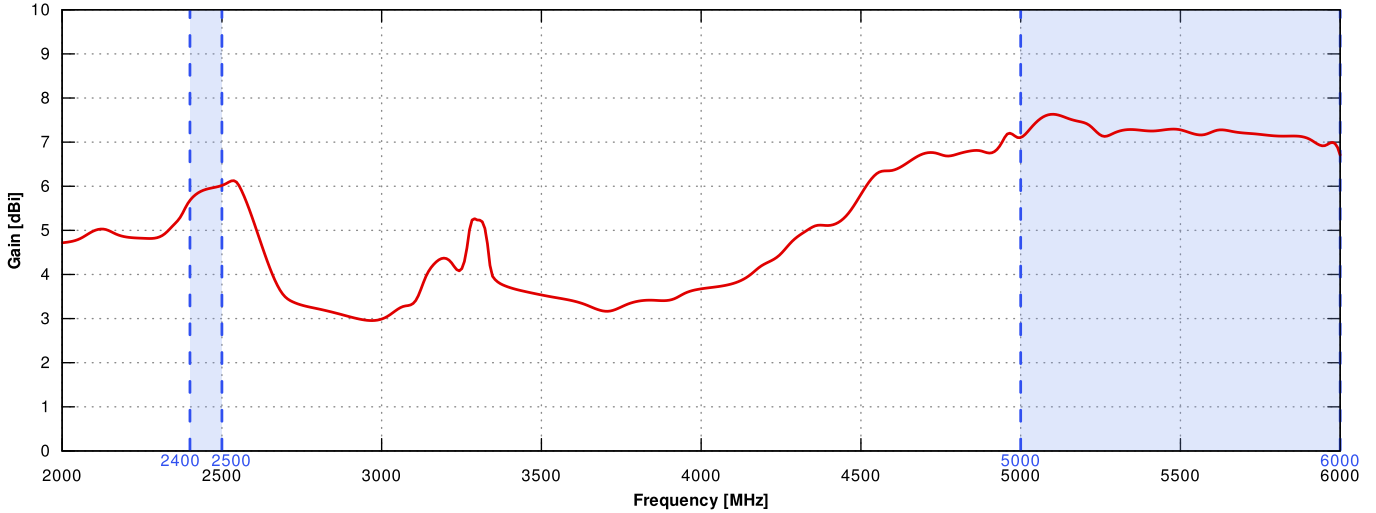
## VSWR for Wi-Fi antenna



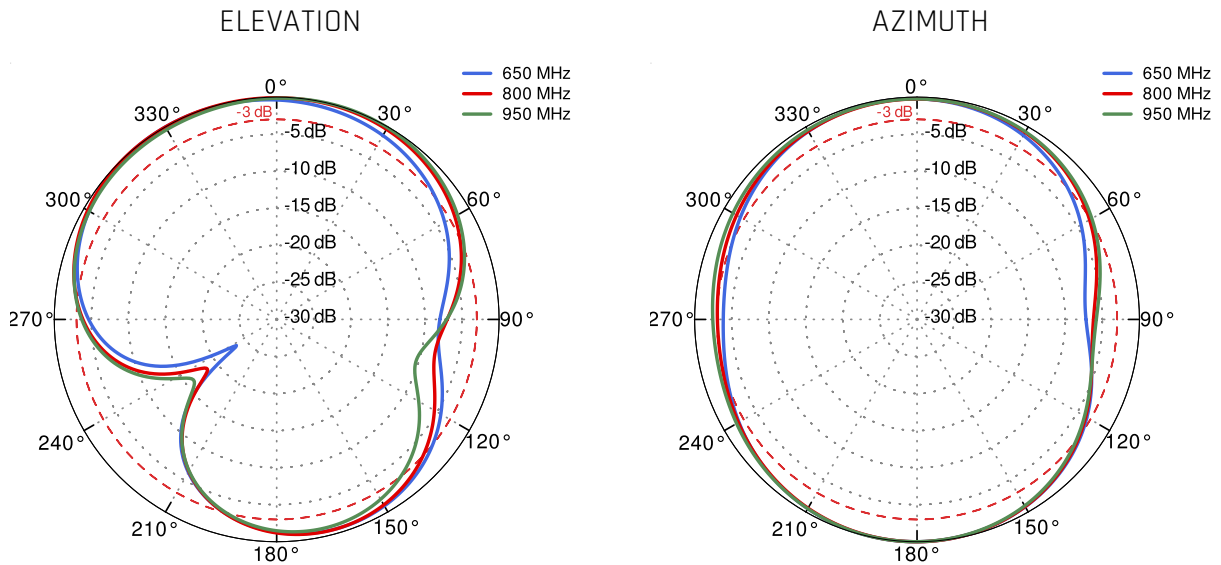
## Gain for 5G/LTE antenna



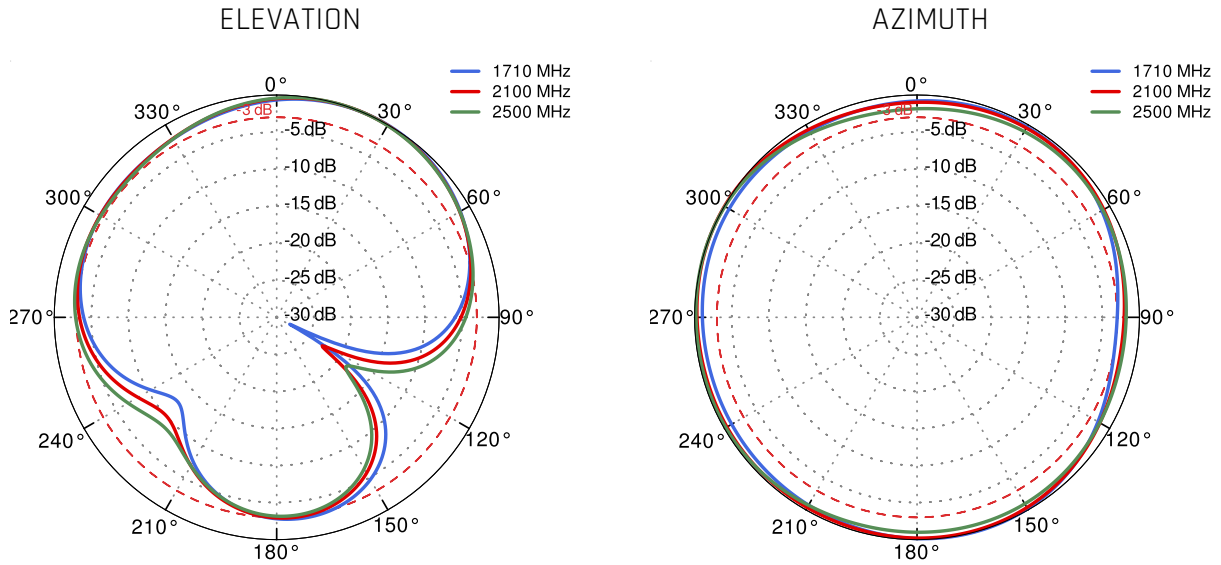
Gain for Wi-Fi antenna



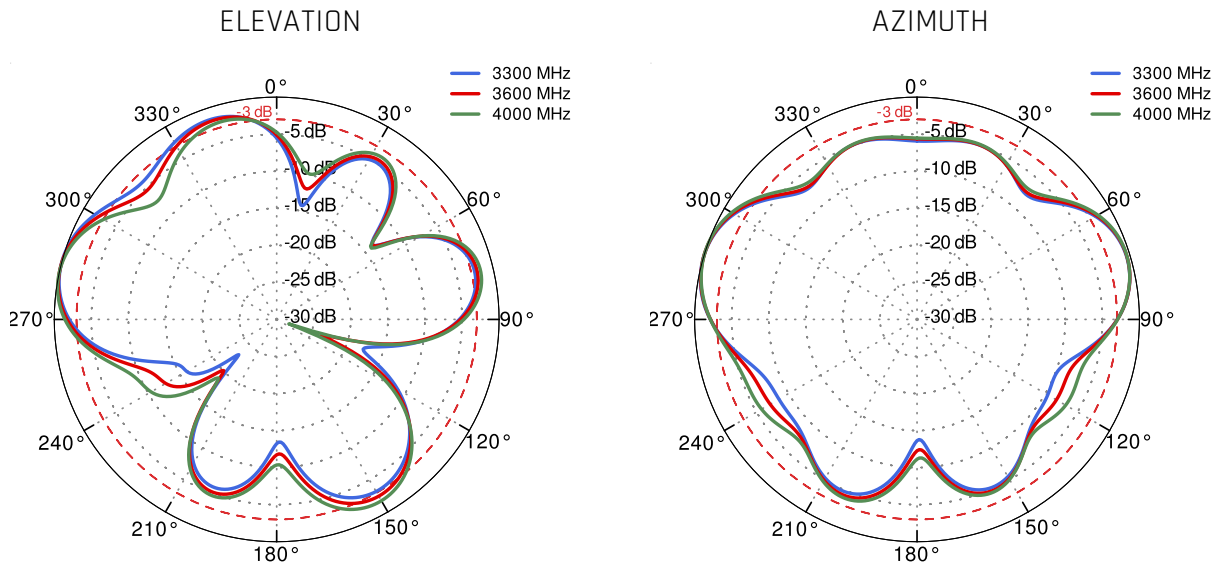
5G/LTE from 650MHz to 950MHz



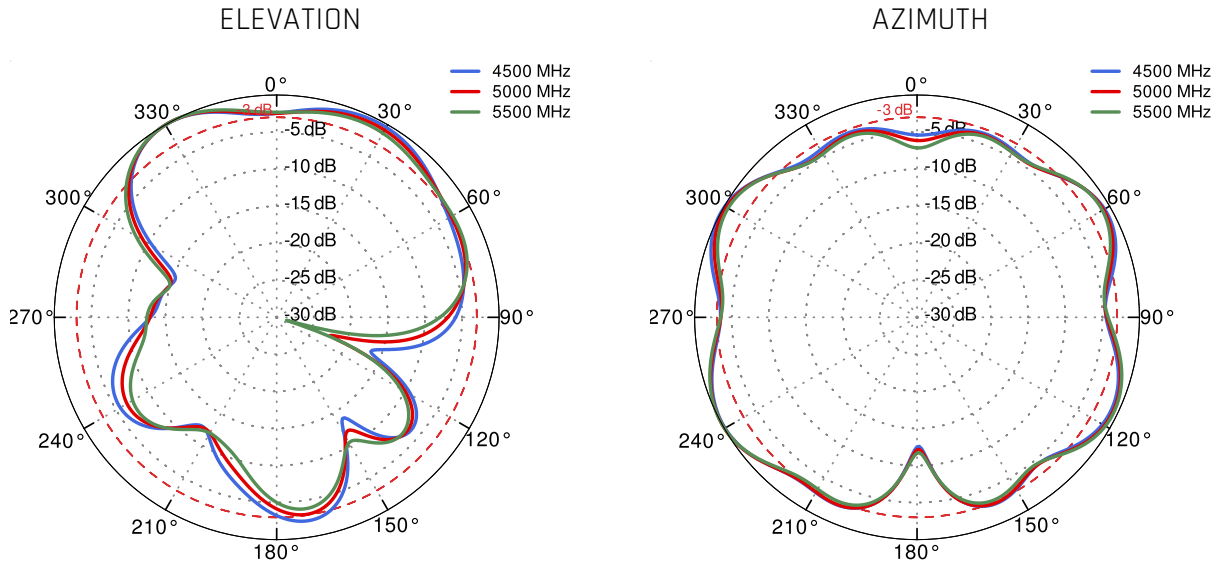
5G/LTE from 1.71GHz to 2.5GHz



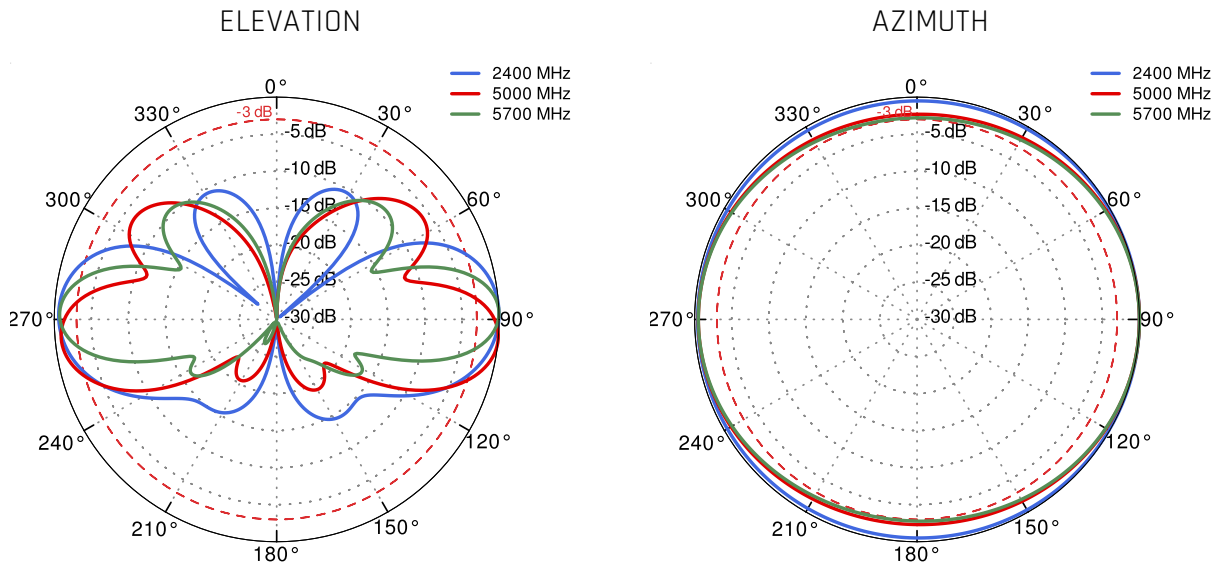
5G/LTE from 3.3GHz to 4.0GHz



5G/LTE from 4.5GHz to 5.5GHz



Wi-Fi 2.4 GHz and 5 GHz



## DIMENSIONS

