

# QuSpot for Teltonika RUTM20/RUTM30/RUTM31

**INTEGRATED MULTI-BAND LTE & 5G OMNI ANTENNA + WI-FI OMNI ANTENNA + PLACE TO INSTALL TELTONIKA RUTM20/RUTM30/RUTM31 (ALL-IN-ONE)**

QuSpot for RUTM20/RUTM30/RUTM31 is an outdoor antenna designed to provide reliable wireless connectivity in a variety of environments. This product is an all in one solution that integrates a high gain omnidirectional 5G and Wi Fi antennas with RUTM20/RUTM30/RUTM31 into a single IP68 enclosure. Such integration allows implementation of new outdoor RUTM20/RUTM30/RUTM31 solutions.

QuSpot for RUTM20/RUTM30/RUTM31 is an ideal solution for outdoor wireless connectivity in moving applications such as transportation, yachting, boats and camping but also city centres with high signal density.



OUTDOOR ANTENNA WORKS IN **ANY WEATHER CONDITIONS**, IP68



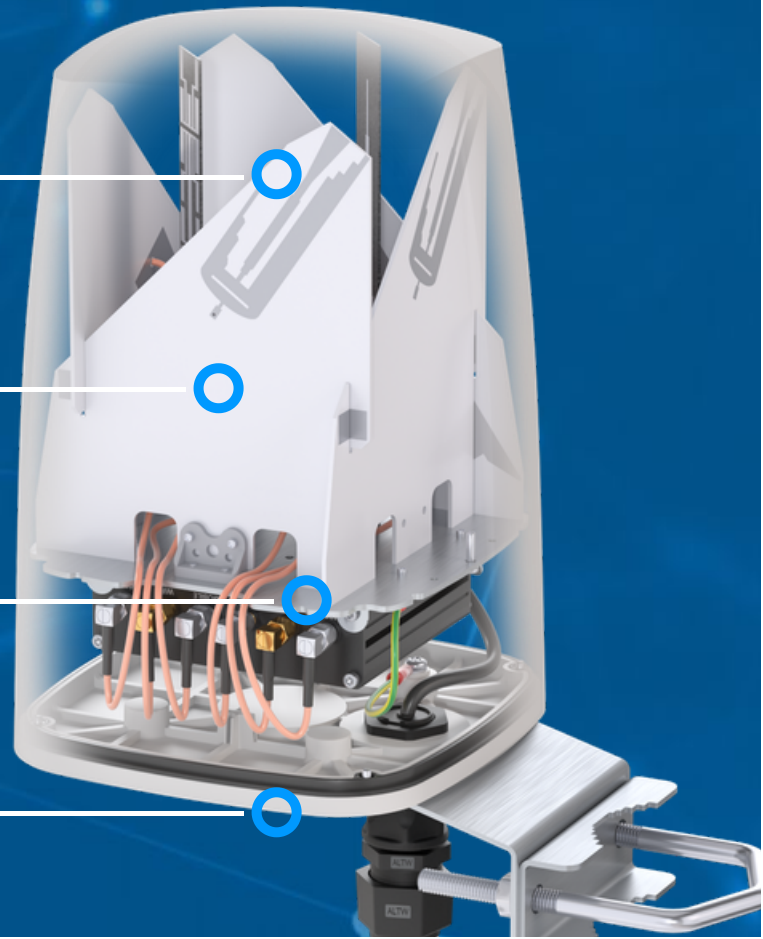
ANTENNA **PERFECTLY MATCHED** WITH THE ROUTER



PASSIVE **POE SUPPORT**



MADE IN **EUROPE**



## 5G ANTENNA SPECIFICATION

**FREQUENCY**

617 - 960 MHz  
1.7 - 2.7 GHz  
3.3 - 4.7 GHz  
5.2 - 6.0 GHz

**SUPPORTED LTE BANDS**

1, 2, 3, 4, 5, 7, 8, 9, 10, 12, 13, 14, 1, 2, 3, 4, 5, 7, 8, 9, 10, 12, 13, 14, 17, 18, 19, 20, 22, 25, 26, 27, 28, 29, 30, 33, 34, 35, 36, 37, 38, 39, 40, 41, 42, 43, 44, 48, 49, 52, 53, 65, 66, 67, 68, 69, 71, 85, 103, 1067, 18, 19, 20, 22, 25, 26, 27, 28, 29, 30, 33, 34, 35, 36, 37, 38, 39, 40, 41, 42, 43, 44, 48, 49, 52, 53, 65, 66, 67, 68, 69, 71, 85, 103, n77, n78, n80, n81, n82, n83, n84, n86, n89, n90, n95, n97, n98, n100, n101

**SUPPORTED 5G BANDS**

n1, n2, n3, n5, n7, n8, n12, n13, n14, n18, n20, n25, n26, n28, n29, n30, n34, n38, n39, n40, n41, n48, n53, n65, n66, n67, n71, n77, n78, n80, n81, n82, n83, n84, n85, n86, n89, n90, n95, n97, n98, n100, n101, n256

**GAIN**

617 - 960 MHz : 2 dBi  
1.7 - 2.7 GHz : 4 dBi  
3.3 - 4.7 GHz : 4.5 dBi  
5.2 - 6.0 GHz : 2 dBi

**VSWR**

<2.00, max <2.50

**BEAMWIDTH**

360°/25° ±5°

**POLARIZATION**

Vertical

**IMPEDANCE**

50 Ω

## WI-FI ANTENNA SPECIFICATION

<b>FREQUENCY</b>	2.4 - 2.5 GHz 5.0 - 7.2 GHz
<b>GAIN</b>	2.4 - 2.5 GHz : 6 dBi 5 GHz: 7.5dBi 7 GHz: 7.5dBi
<b>VSWR</b>	< 1.50, max < 2.00
<b>BEAMWIDTH</b>	360°/25° ±5°
<b>POLARIZATION</b>	Vertical
<b>IMPEDANCE</b>	50 Ω

## MECHANICAL SPECIFICATION

<b>MATERIALS</b>	ABS, aluminum, PTFE
<b>CONNECTOR TYPE</b>	RJ45
<b>INGRESS PROTECTION</b>	IP68
<b>DIMENSIONS</b>	160 x 160 x 240 mm 6.3 x 6.3 x 9.45 inch
<b>WEIGHT</b>	1.5 kg 3.31 lbs
<b>OPERATING TEMPERATURE</b>	From -40°C to 75°C From -40°F to 167°F
<b>ENCLOSURE RECOMMENDED TIGHTENING TORQUE</b>	0.5 - 0.7 Nm

**MAST DIAMETER**

25-66 mm  
0.98-2.60 inch

## FREQUENCY BANDS

**LTE / 4G**

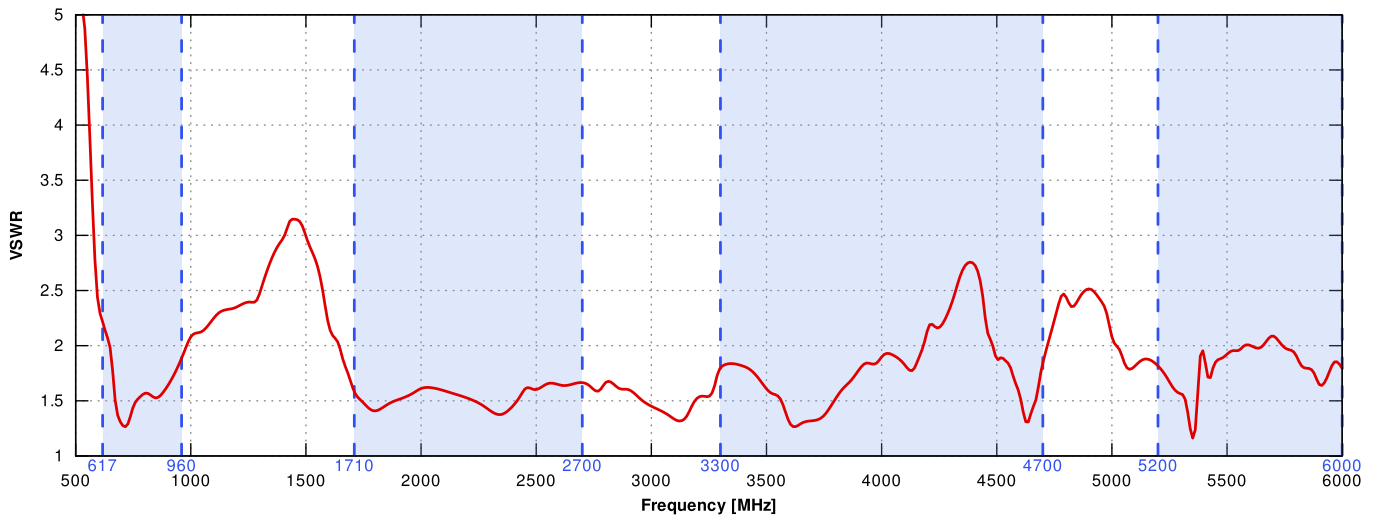
	1	2	3	4	5	7	8	
	9	10	12	13	14	17	18	
	19	20	22	25	26	27	28	
617 MHz	29	30	33	34	35	36	37	4300 MHz
	38	39	40	41	42	43	44	
	48	49	52	53	65	66	67	
	68	69	71	85	103	106		

**5G**

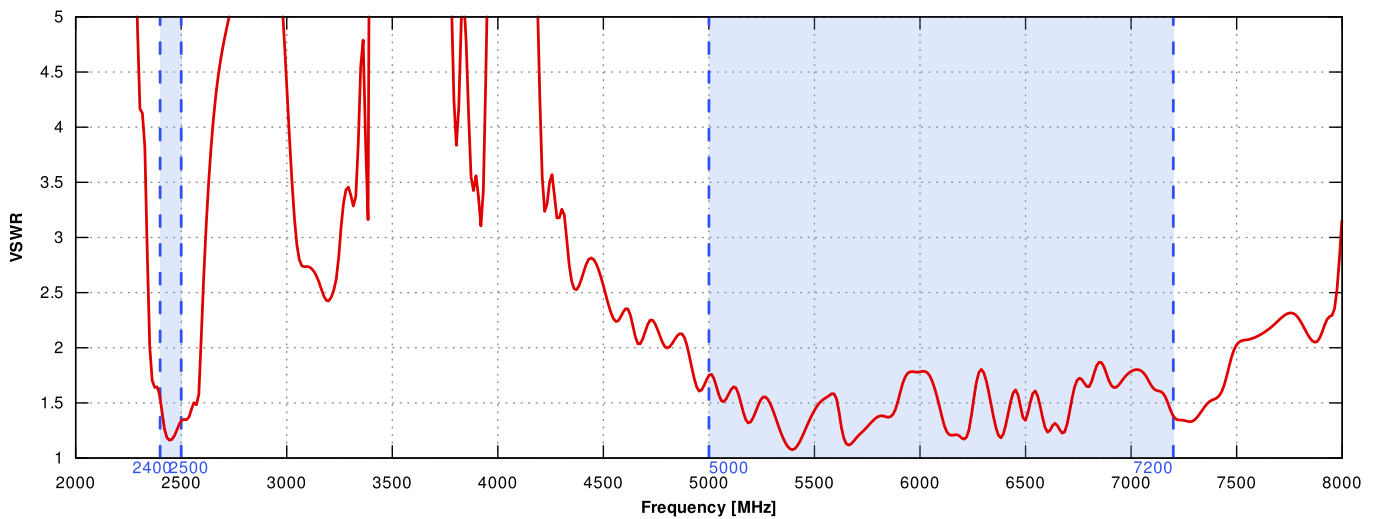
	n1	n2	n3	n5	n7	n8	n12	
	n13	n14	n18	n20	n25	n26	n28	
	n29	n30	n34	n38	n39	n40	n41	
617 MHz	n48	n53	n65	n66	n67	n71	n77	4300 MHz
	n78	n80	n81	n82	n83	n84	n85	
	n86	n89	n90	n95	n97	n98	n100	
	n101	n255						

# PLOTS

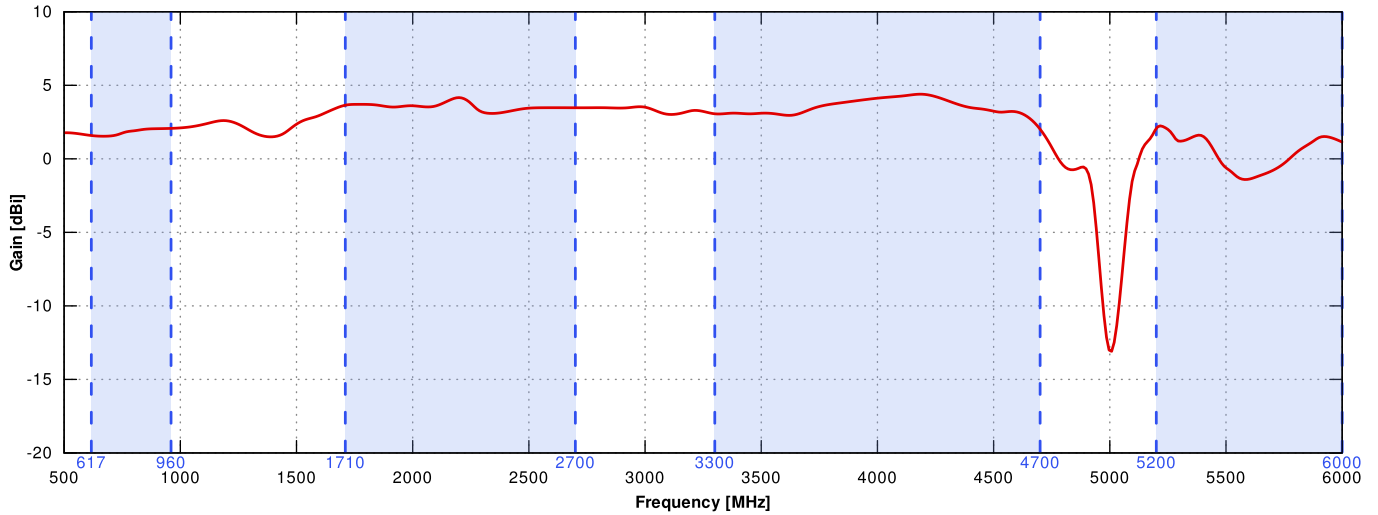
VSWR for 5G/LTE antenna



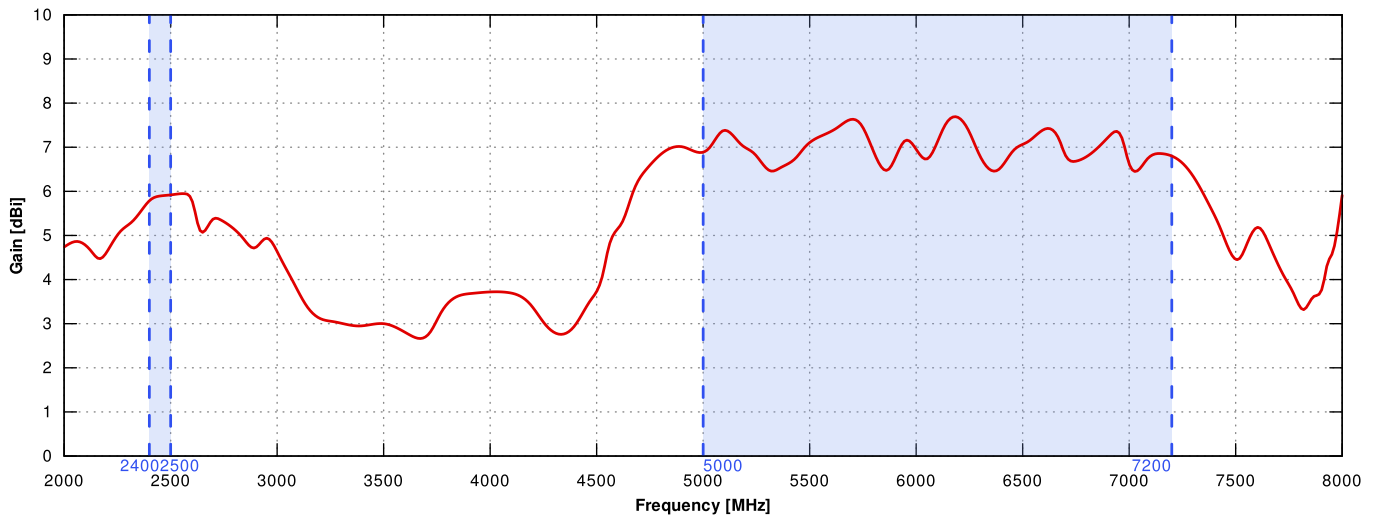
VSWR for Wi-Fi antenna



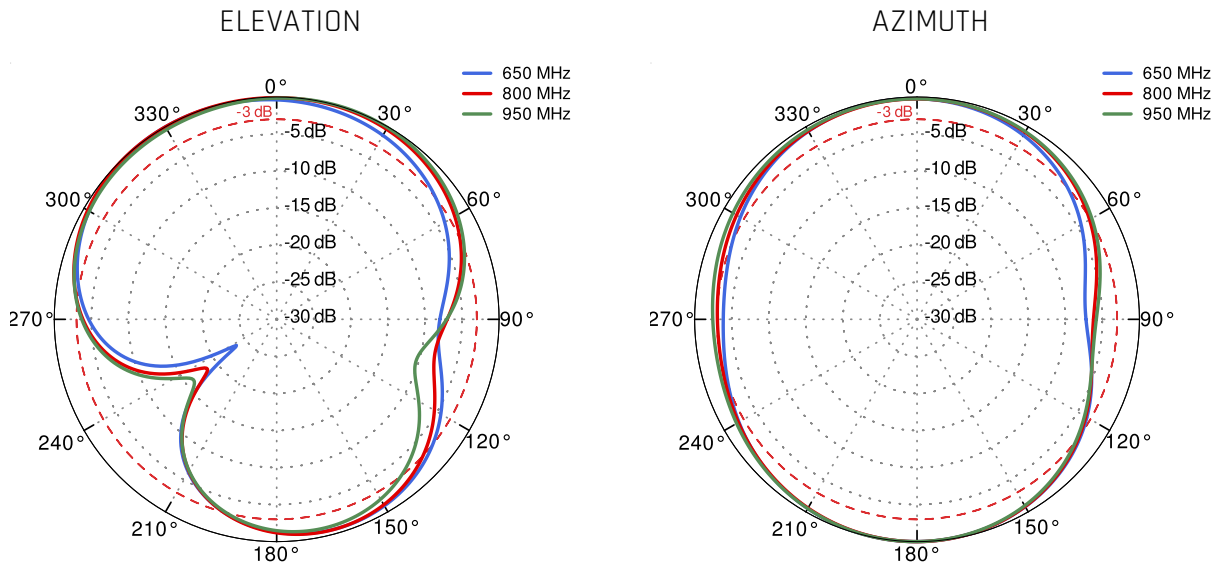
### Gain for 5G/LTE antenna



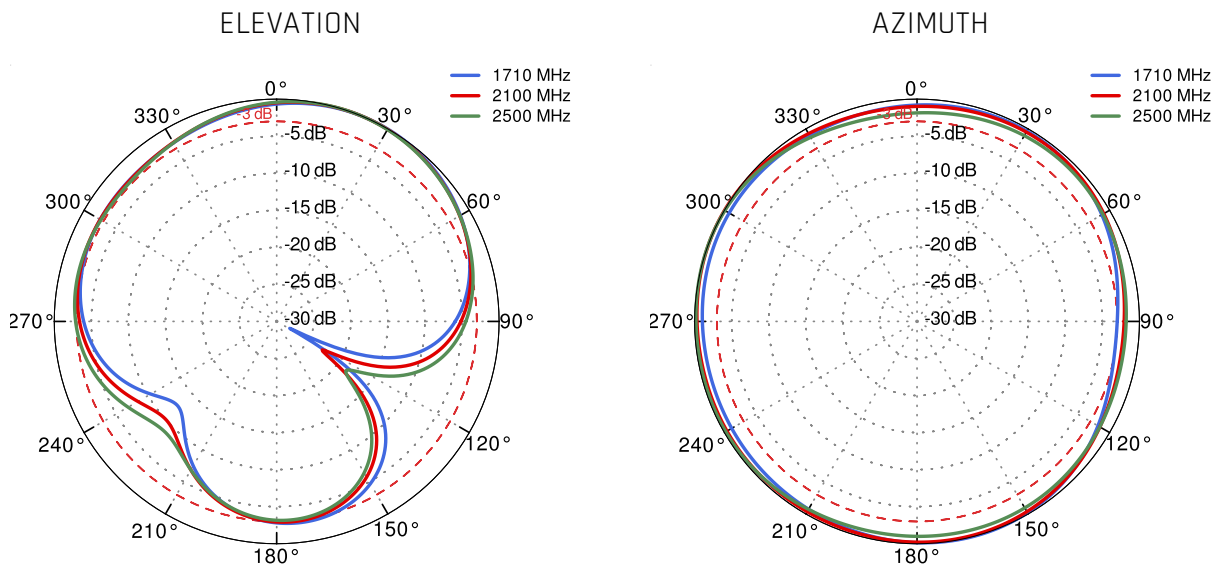
### Gain for Wi-Fi antenna



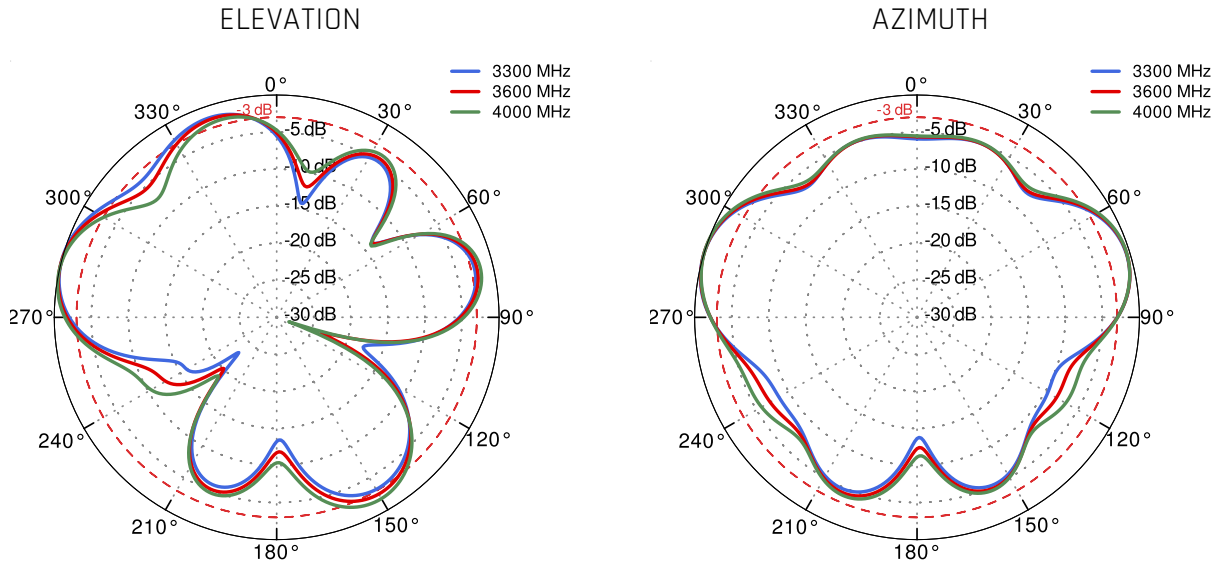
## 5G/LTE from 650MHz to 950MHz



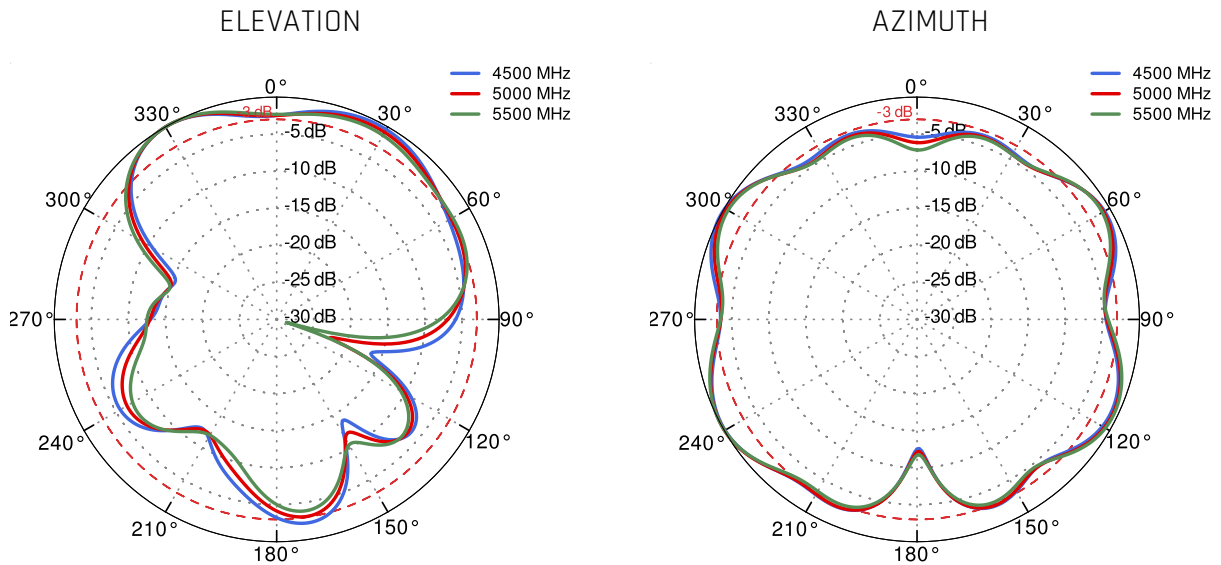
## 5G/LTE from 1.71GHz to 2.5GHz



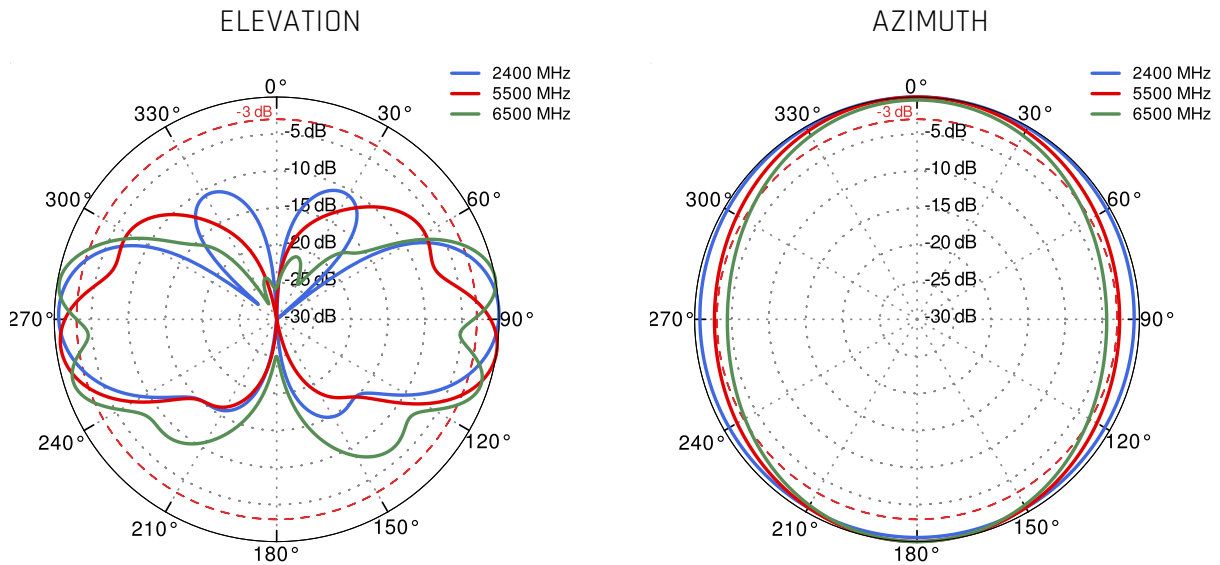
5G/LTE from 3.3GHz to 4.0GHz



5G/LTE from 4.5GHz to 5.5GHz



## Wi-Fi 2.4 GHz and 5 GHz



**DIMENSIONS**
