


QuSpot for Teltonika RUTX50 2xRJ45

QuPS2

INTEGRATED MULTI-BAND LTE & 5G OMNI ANTENNA + WI-FI OMNI ANTENNA + GPS ACTIVE ANTENNA + PLACE TO INSTALL TELTONIKA RUTX50/RUTM51/RUTM54/RUTM55 (ALL-IN-ONE)

QuSpot for RUTX50/RUTM51/RUTM54/RUTM55 is an outdoor antenna designed to provide reliable wireless connectivity in a variety of environments. This product is an all in one solution that integrates a high gain omnidirectional 5G and Wi-Fi antennas with RUTX50, RUTM51, RUTM54, RUTM55 into a single IP67 enclosure. Such integration allows implementation of new outdoor 5G solutions.

QuSpot for RUTX50/RUTM51/RUTM54/RUTM55 is an ideal solution for outdoor wireless connectivity in moving applications such as transportation, yachting, boats and camping but also city centres with high signal density.




OUTDOOR ANTENNA WORKS IN **ANY WEATHER CONDITIONS**, IP67



ANTENNA **PERFECTLY MATCHED** WITH THE ROUTER



MADE IN **EUROPE**



5G ANTENNA SPECIFICATION

FREQUENCY	617 - 960 MHz 1.7 - 2.7 GHz 3.3 - 4.7 GHz 5.2 - 6.0 GHz
GAIN	617 - 960 MHz : 2 dBi 1.7 - 2.7 GHz : 4 dBi 3.3 - 4.7 GHz : 4.5 dBi 5.2 - 6.0 GHz : 2 dBi
SUPPORTED LTE BANDS	1, 2, 3, 4, 5, 7, 8, 9, 10, 12, 13, 14, 1, 2, 3, 4, 5, 7, 8, 9, 10, 12, 13, 14, 17, 18, 19, 20, 22, 25, 26, 27, 28, 29, 30, 33, 34, 35, 36, 37, 38, 39, 40, 41, 42, 43, 44, 48, 49, 52, 53, 65, 66, 67, 68, 69, 71, 85, 103, 1067, 18, 19, 20, 22, 25, 26, 27, 28, 29, 30, 33, 34, 35, 36, 37, 38, 39, 40, 41, 42, 43, 44, 48, 49, 52, 53, 65, 66, 67, 68, 69, 71, 85, 103, n77, n78, n80, n81, n82, n83, n84, n86, n89, n90, n95, n97, n98, n100, n101
SUPPORTED 5G BANDS	n1, n2, n3, n5, n7, n8, n12, n13, n14, n18, n20, n25, n26, n28, n29, n30, n34, n38, n39, n40, n41, n48, n53, n65, n66, n67, n71, n77, n78, n80, n81, n82, n83, n84, n85, n86, n89, n90, n95, n97, n98, n100, n101, n256
VSWR	<2.00, max <2.50
BEAMWIDTH	360°/25° ±5°
POLARIZATION	Vertical
IMPEDANCE	50 Ω
CONNECTOR	4x SMA
CABLE TYPE	RG316

WI-FI ANTENNA SPECIFICATION

FREQUENCY	2.4 - 2.5 GHz 4.7 - 6 GHz
GAIN	2.4 - 2.5 GHz : 6 dBi 4.7 - 6 GHz : 7.5 dBi
VSWR	<1.70, max <2.00
BEAMWIDTH	360°/25° ±5°
POLARIZATION	Vertical
IMPEDANCE	50 Ω
CONNECTOR	2x RPSMA
CABLE TYPE	RG316

GPS ACTIVE ANTENNA SPECIFICATION

FREQUENCY	1.56 - 1.61 GHz
VSWR	< 2
GAIN	3 dBi
GAIN 3V	28 dBi
DC POWER INPUT	2.5 V ~ 6.5 V
POWER CONSUMPTION	2.5-6.5mA
IMPEDANCE	50 Ω
POLARIZATION	RHCP (right hand circularly polarized)

CONNECTOR

1x SMA

CABLE TYPE

RG174

 **MECHANICAL SPECIFICATION****MATERIALS**

ABS, aluminum, PTFE

CONNECTOR2 x RJ45
1 x QuPS2**INGRESS PROTECTION**

IP67

DIMENSIONS160 x 189 x 410 mm
6.3 x 7.44 x 16.14 inch**NET WEIGHT**1,57 ± 0.2 kg
3.46 ± 0.44 lbs**VENT AIR PERMEABILITY**

> 1000ml/min @70mbar

OPERATING TEMPERATUREFrom -40°C to 75°C
From -40°F to 167°F**MAST DIAMETER**25-66 mm
0.98-2.60 inch**INCLUDED BRACKET WIND SURVIVAL**

≤190 km/h

OPTIONAL BRACKET WIND SURVIVAL (2X U-BOLT)

≤220 km/h

ENCLOSURE RECOMMENDED TIGHTENING TORQUE

0.6 - 0.8 Nm

FREQUENCY BANDS

LTE / 4G

1	2	3	4	5	7	8
9	10	12	13	14	17	18
19	20	22	25	26	27	28
29	30	33	34	35	36	37
38	39	40	41	42	43	44
48	49	52	53	65	66	67
68	69	71	85	103	106	

617 MHz 4300 MHz

5G

n1	n2	n3	n5	n7	n8	n12
n13	n14	n18	n20	n25	n26	n28
n29	n30	n34	n38	n39	n40	n41
n48	n53	n65	n66	n67	n71	n77
n78	n80	n81	n82	n83	n84	n85
n86	n89	n90	n95	n97	n98	n100
n101	n256					

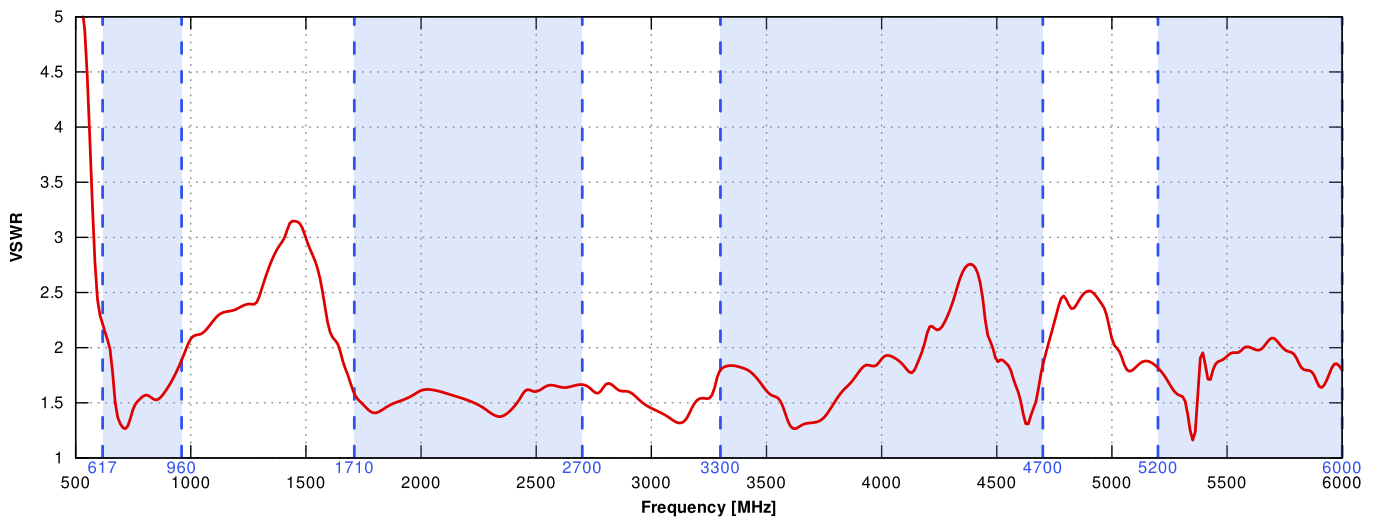
617 MHz 4300 MHz

COMPATIBLE ROUTERS

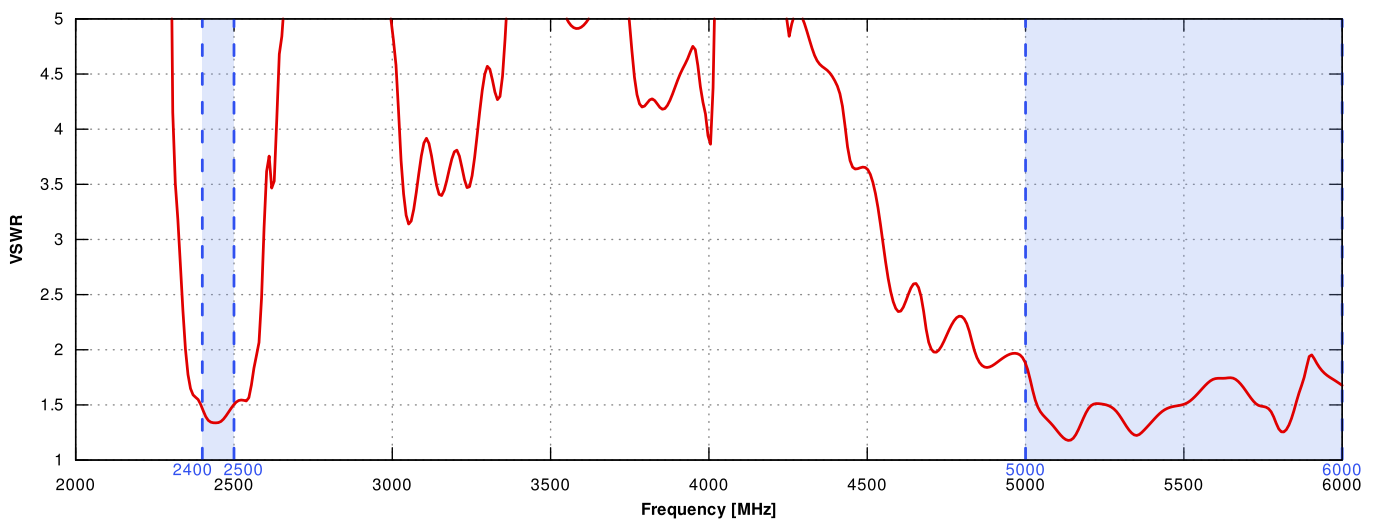
VARIANT: AX50S_T1 _____

PLOTS

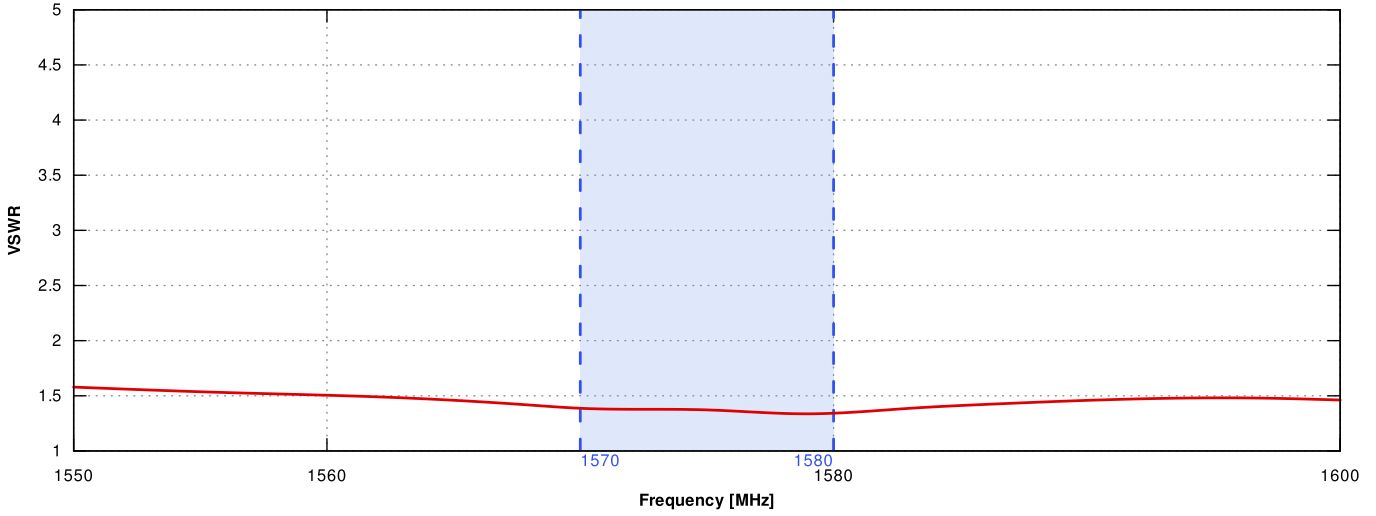
VSWR for 5G/LTE antenna



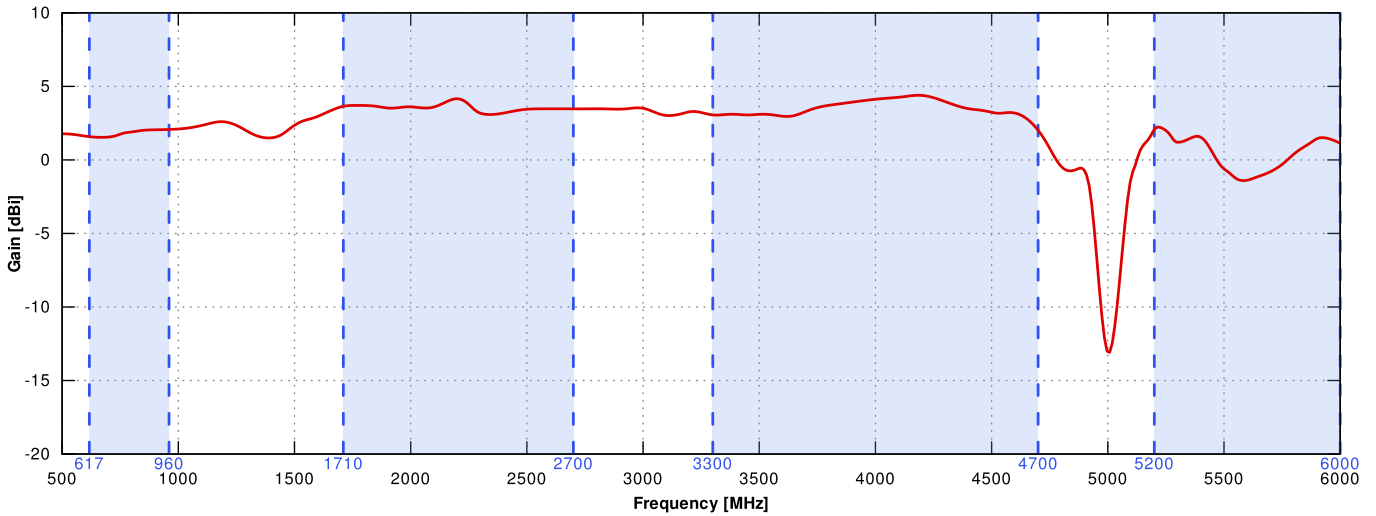
VSWR for Wi-Fi antenna



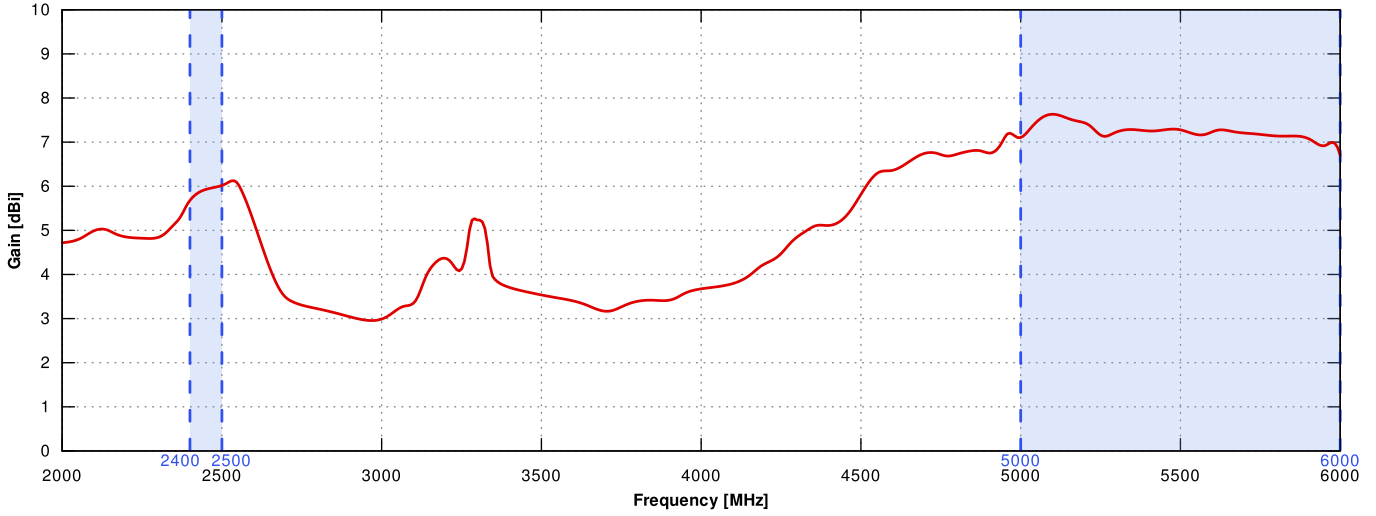
VSWR for GPS antenna



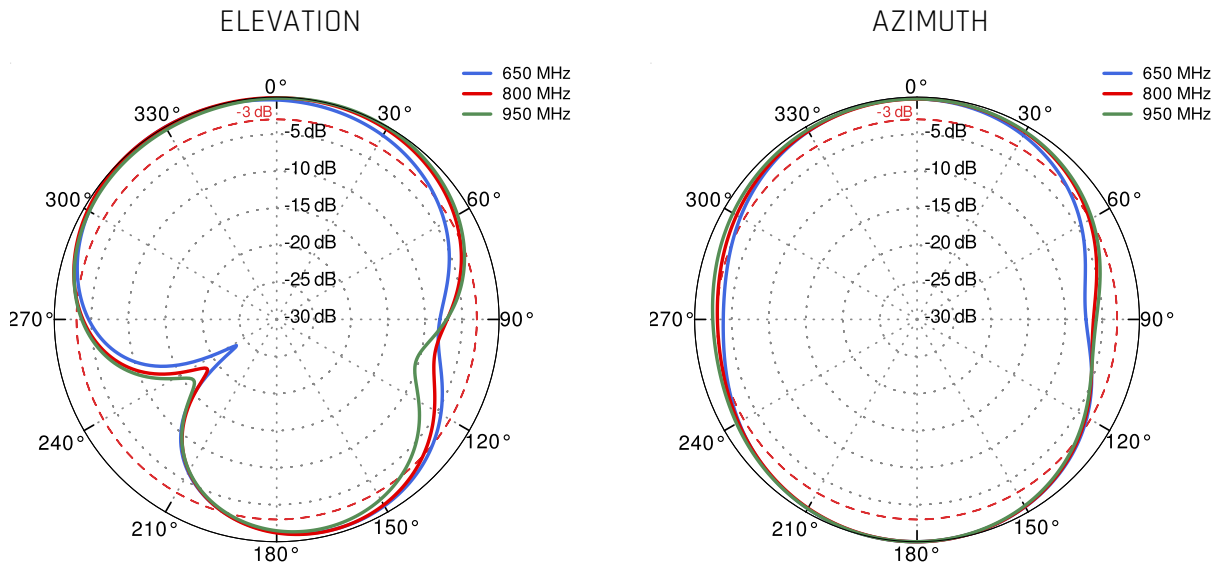
Gain for 5G/LTE antenna



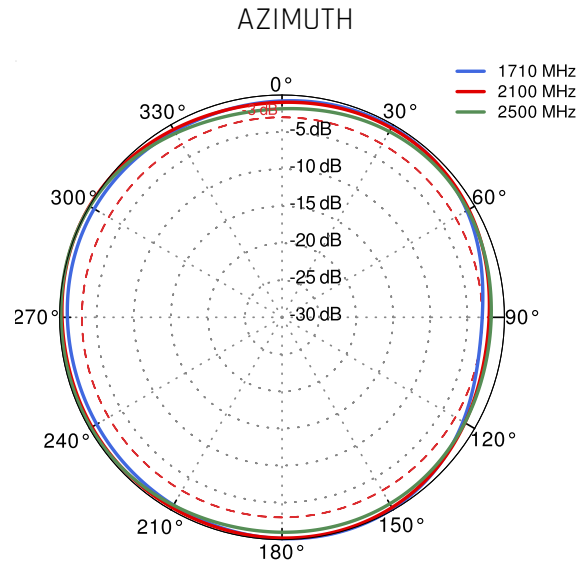
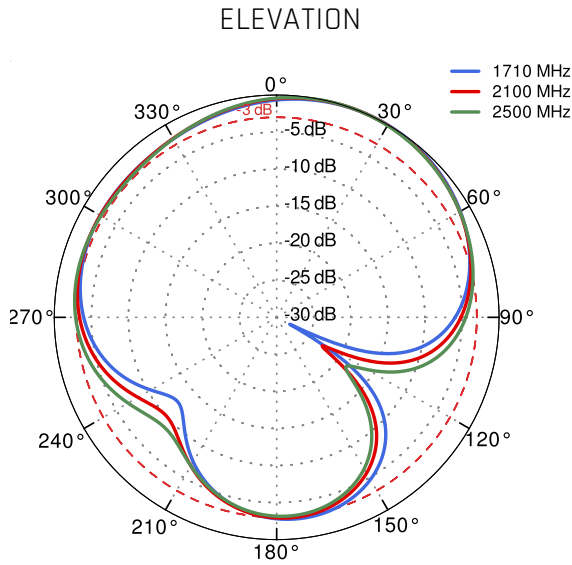
Gain for Wi-Fi antenna



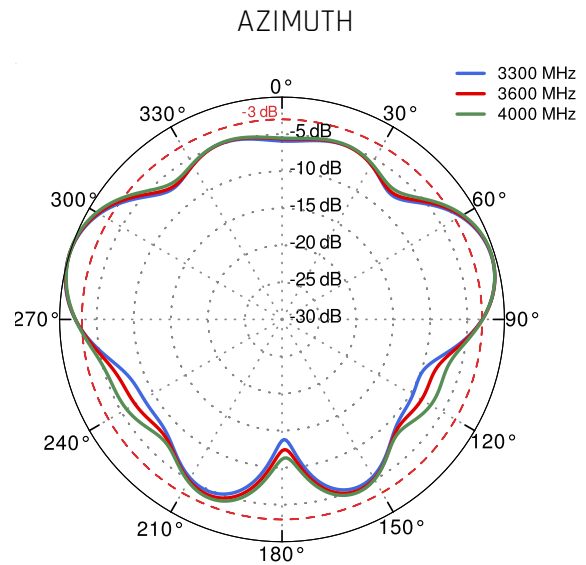
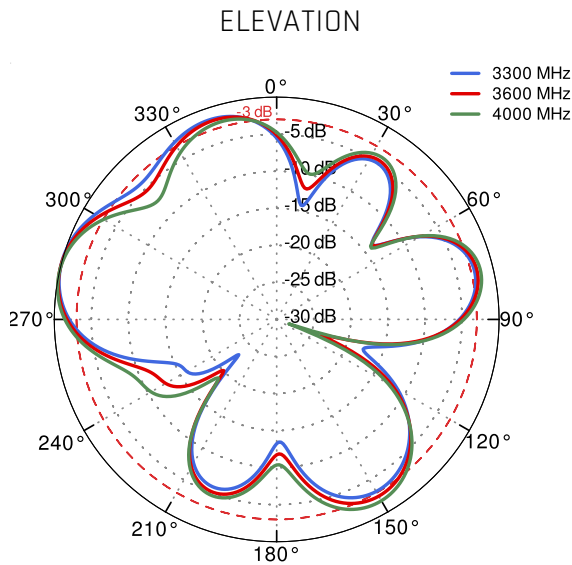
5G/LTE from 650MHz to 950MHz



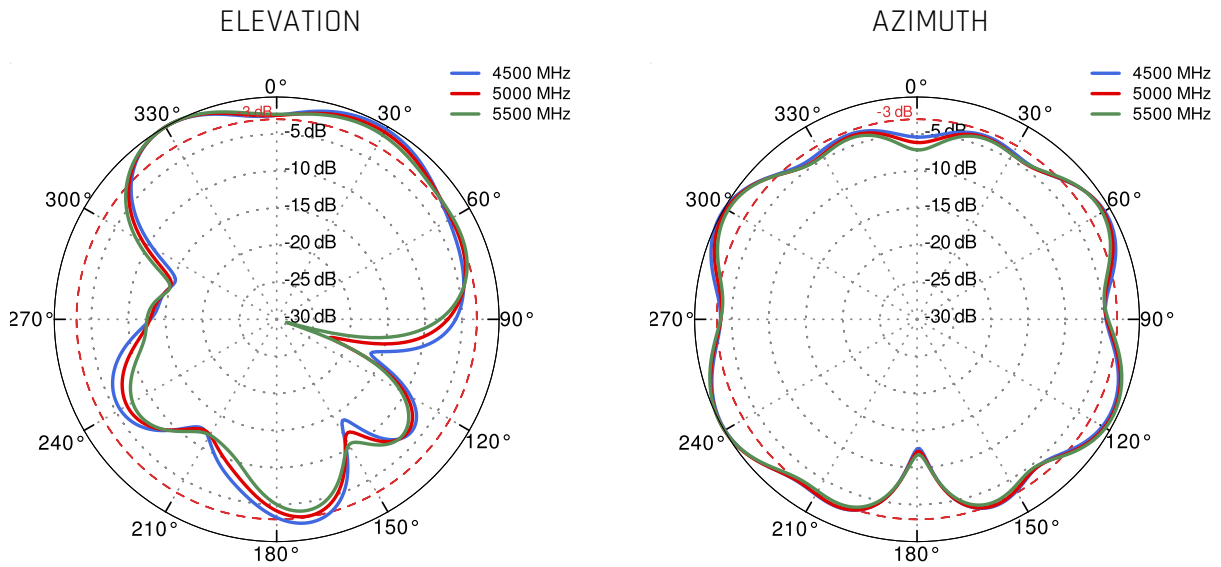
5G/LTE from 1.71GHz to 2.5GHz



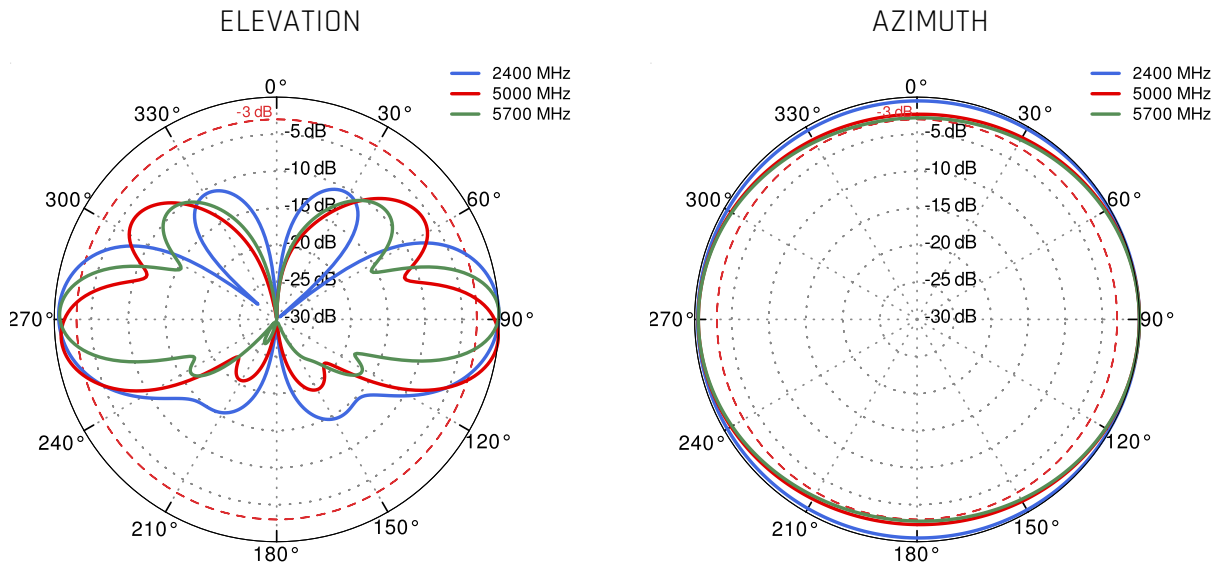
5G/LTE from 3.3GHz to 4.0GHz



5G/LTE from 4.5GHz to 5.5GHz



Wi-Fi 2.4 GHz and 5 GHz



DIMENSIONS

