QuSpot for Milesight UR32

Integrated multi-band 5G/LTE omni antenna + WiFi omni antenna + GPS antenna + place to install Milesight UR32 (All-in-one)

QuSpot omni 5G/LTE antenna for Milesight **UR32** router is a perfect outdoor device for mobile and fixed installations like industrial, CCTV, hotspots, yachts, boats, campers, RV etc. It also has embedded Wi-Fi dualband 2.4 & 5 GHz omni antenna. If you use **UR32** with QuSpot antenna, you get an integrated complete solution with embedded router and multi band antennas in one enclosure.

4G LTE | Wi Fi DUALBAND 2.4GHz 5GHz | GPS | 617-6000MHz | 4 dBi | OMNI DIRECTIONAL | IP 68 | -40° TO +80°

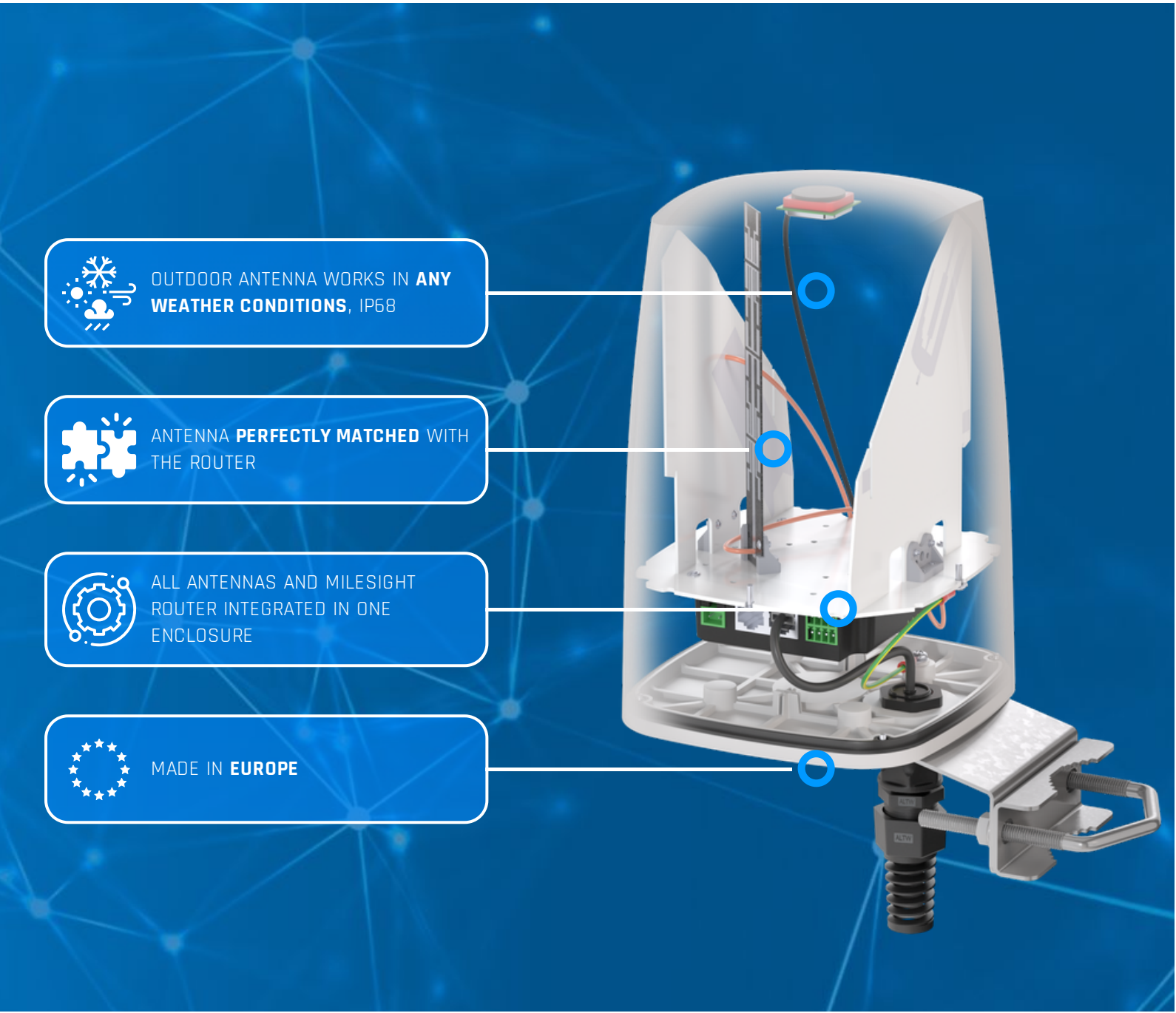

5G/LTE ANTENNA SPECIFICATION

FREQUENCY	0.617 - 0.960 GHz 1.6 - 3.0 GHz 3.0 - 5.0 GHz 5.0 - 6.0 GHz
MAX. GAIN	0.617 - 0.960 GHz : 2 dBi 1.6 - 3.0 GHz : 4 dBi 3.0 - 5.0 GHz : 4 dBi 5.0 - 6.0 GHz : 2 dBi
SUPPORTED LTE BANDS	1, 2, 3, 4, 5, 6, 7, 8, 9, 10, 12, 13, 14, 17, 18, 19, 20, 22, 23, 25, 26, 27, 28, 29, 30, 33, 34, 35, 36, 37, 38, 39, 40, 41, 42, 43, 44, 46, 47, 48, 49, 52, 53, 54, 65, 66, 67, 68, 69, 70, 71, 85, 103, 106, 111, 252, 254, 256
SUPPORTED 5G BANDS	n1, n2, n3, n5, n7, n8, n12, n13, n14, n18, n20, n25, n26, n28, n29, n30, n34, n38, n39, n40, n41, n46, n47, n48, n53, n54, n65, n66, n67, n68, n70, n71, n77, n78, n79, n80, n81, n82, n83, n84, n85, n86, n89, n90, n95, n97, n98, n99, n100, n101, n106, n252, n254, n256
VSWR	<2.00, max <3.00
BEAMWIDTH	360°/35° ±5°
POLARIZATION	Vertical
IMPEDANCE	50 Ω

Copyright © 2023, Wireless Instruments. Specifications and information given in this document are subject to change without prior notice.

WI-FI ANTENNA SPECIFICATION

FREQUENCY	2.4 - 2.5 GHz 5.0 - 7.2 GHz
GAIN	2.4 - 2.5 GHz: 6dBi 5 GHz: 7.5dBi 7 GHz: 7.5dBi
VSWR	< 1.50, max < 2.00
BEAMWIDTH	360°/25° ±5°
POLARIZATION	Vertical
IMPEDANCE	50 Ω

MECHANICAL SPECIFICATION

MATERIALS	ASA, aluminum, PTFE
CONNECTOR TYPE	RJ45
INGRESS PROTECTION	IP68
DIMENSIONS	160 x 160 x 240 mm 6.3 x 6.3 x 9.45 inch
WEIGHT	1.5 kg 3.31 lbs
OPERATING TEMPERATURE	From -40°C to 80°C From -40°F to 176°F
ENCLOSURE RECOMMENDED TIGHTENING TORQUE	0.5 - 0.7 Nm

Copyright © 2023, Wireless Instruments. Specifications and information given in this document are subject to change without prior notice.

MAST DIAMETER	25-66 mm 0.98-2.60 inch

PLOTS

VSWR for 5G/LTE antenna

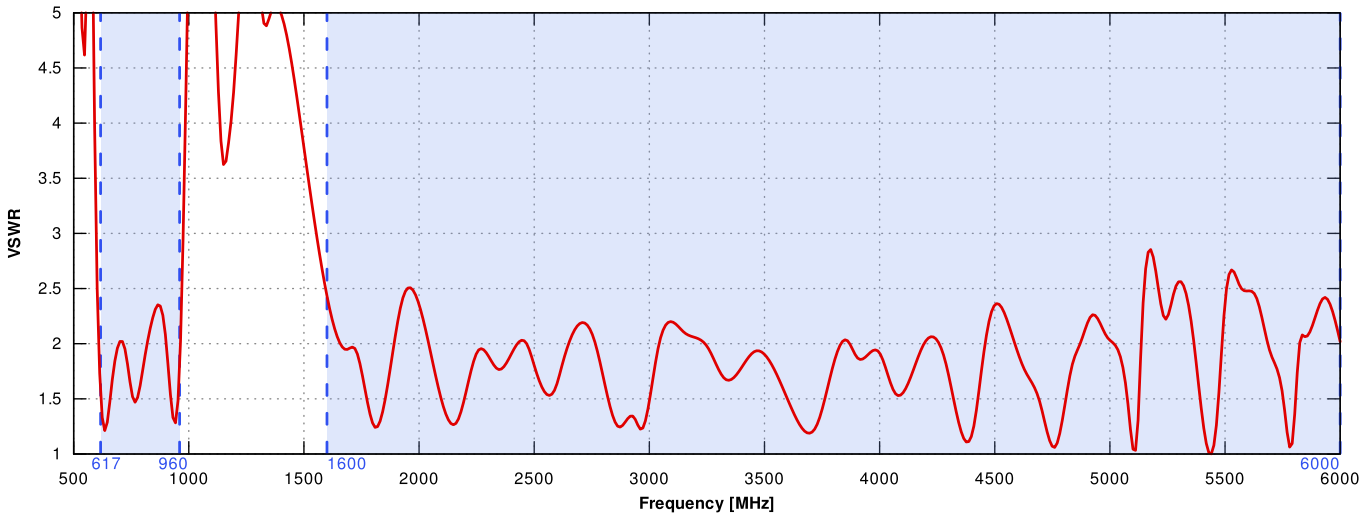

Gain for 5G/LTE antenna

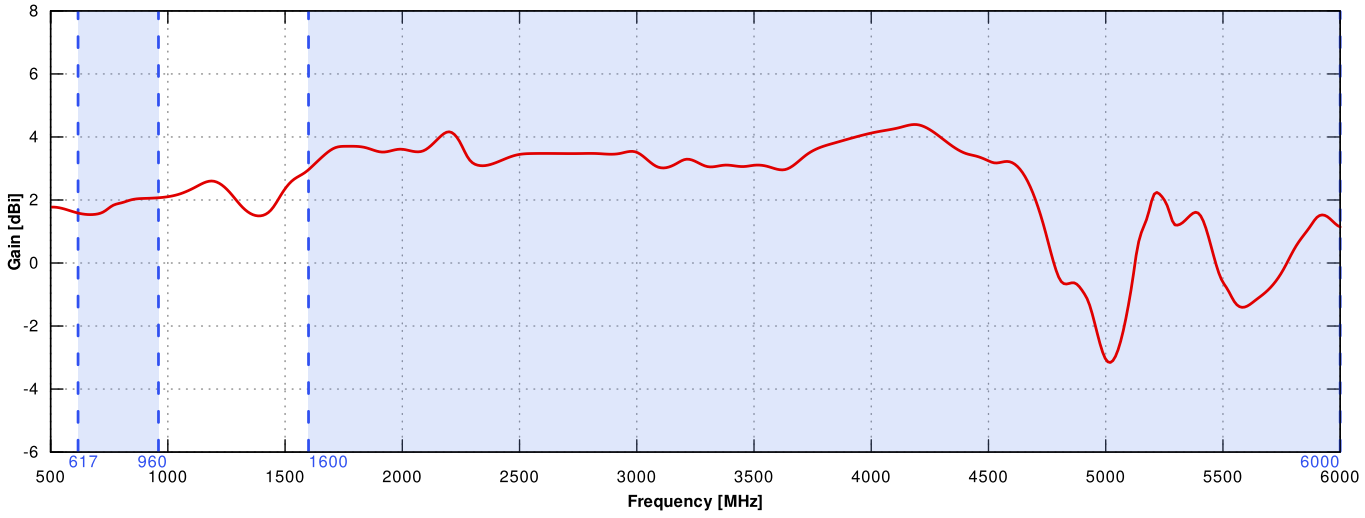

Copyright © 2023, Wireless Instruments. Specifications and information given in this document are subject to change without prior notice.

VSWR for Wi-Fi antenna

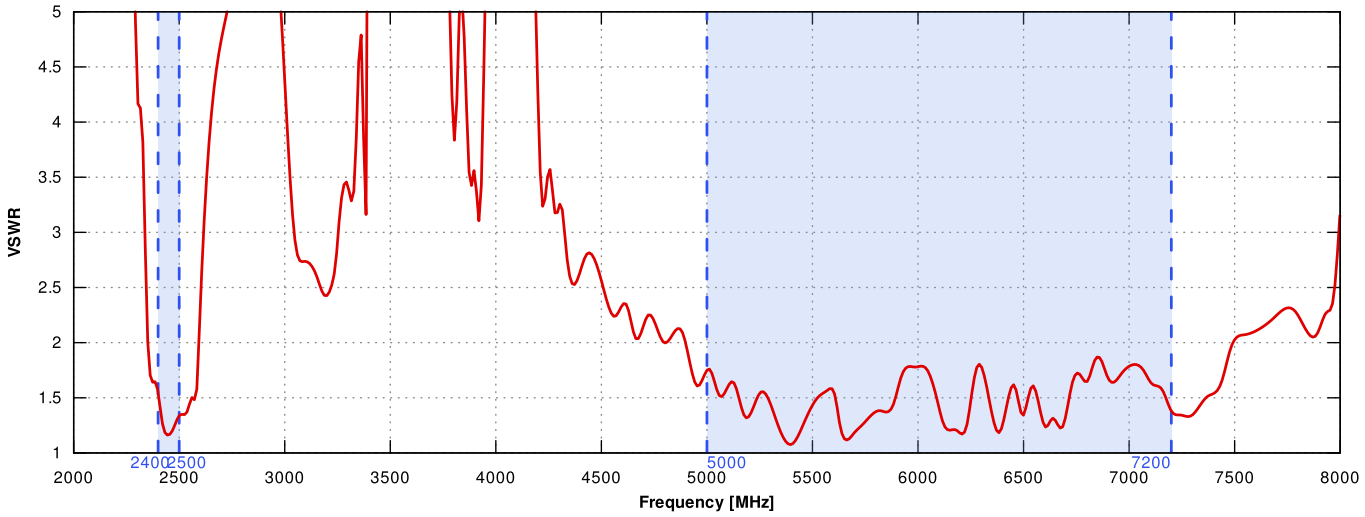

Gain for Wi-Fi antenna

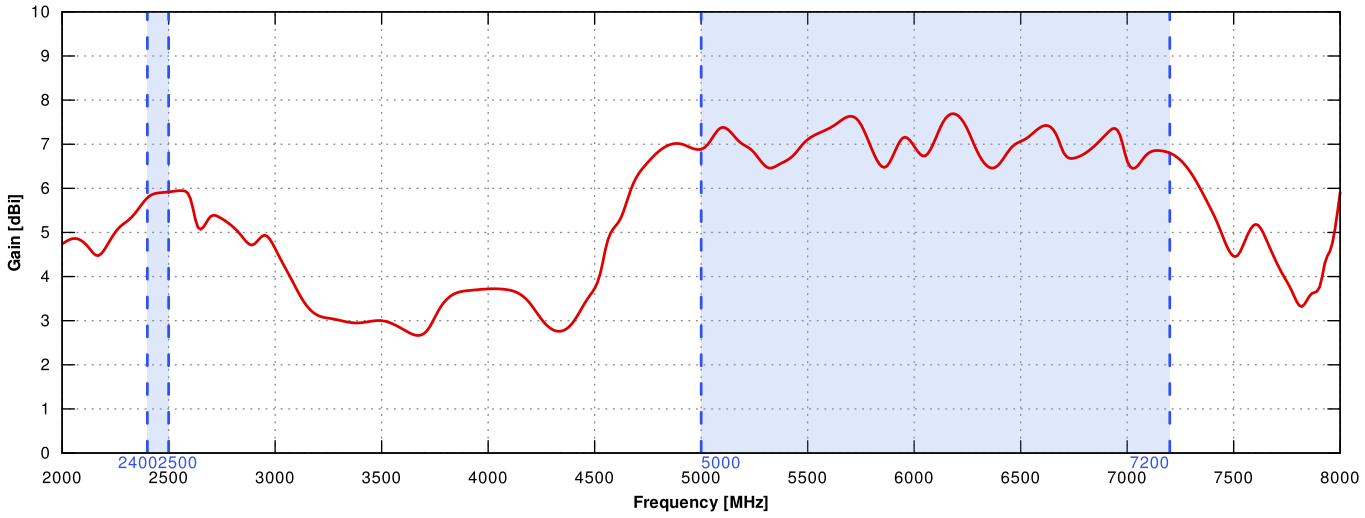

Copyright © 2023, Wireless Instruments. Specifications and information given in this document are subject to change without prior notice.

5G/LTE From 650MHz to 950MHz

ELEVATION

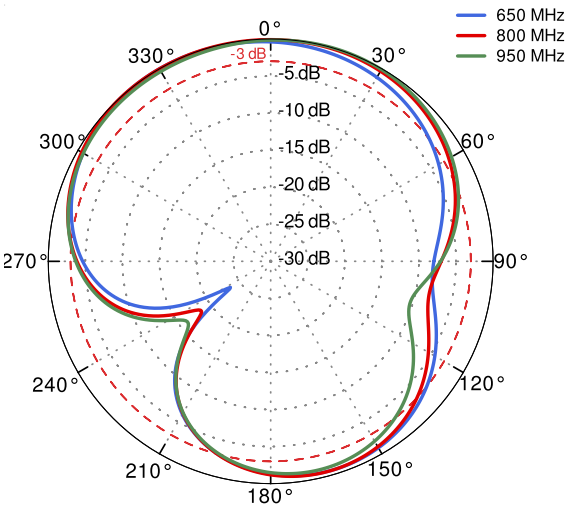

AZIMUTH

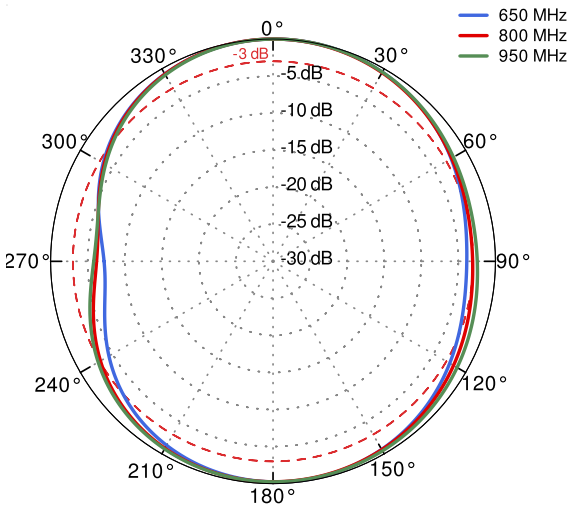

5G/LTE From 1710MHz to 2500MHz

ELEVATION

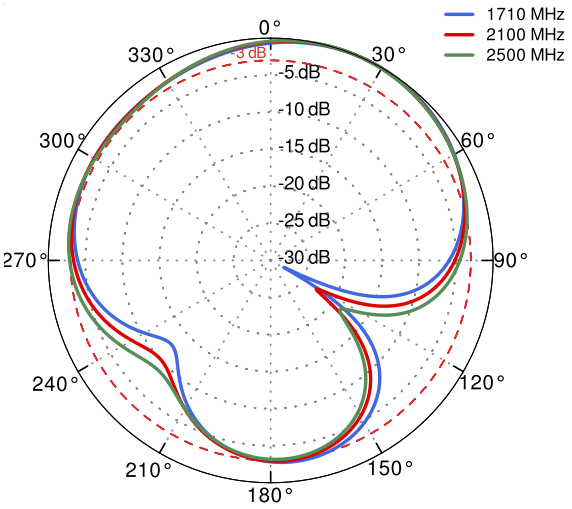

AZIMUTH

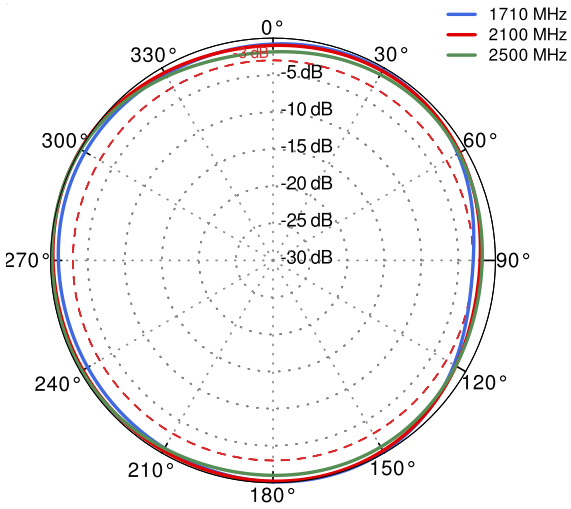

Copyright © 2023, Wireless Instruments. Specifications and information given in this document are subject to change without prior notice.

5G/LTE From 3300MHz to 4000MHz

ELEVATION

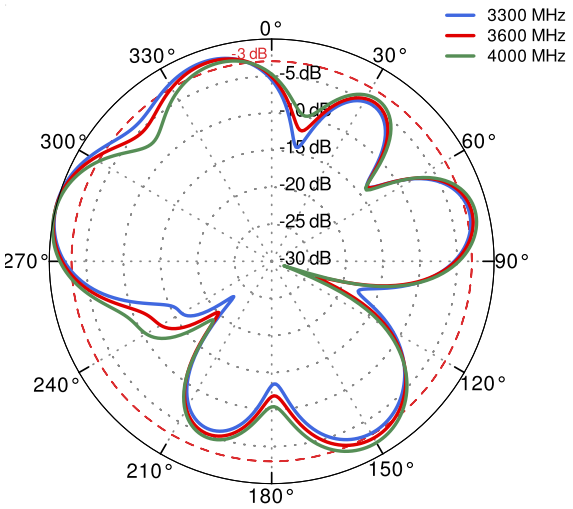

AZIMUTH

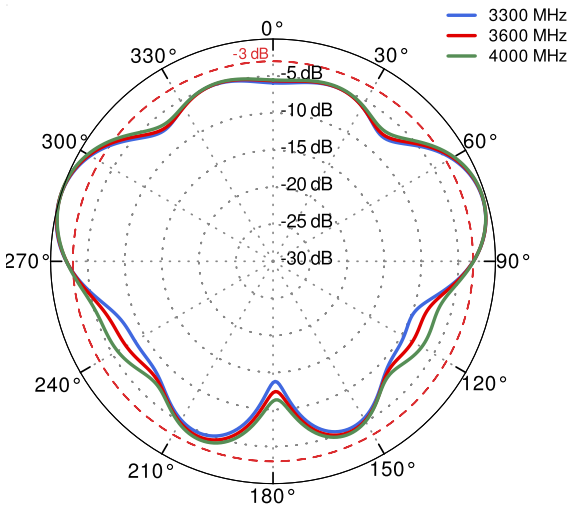

5G/LTE From 4500MHz to 5500MHz

ELEVATION

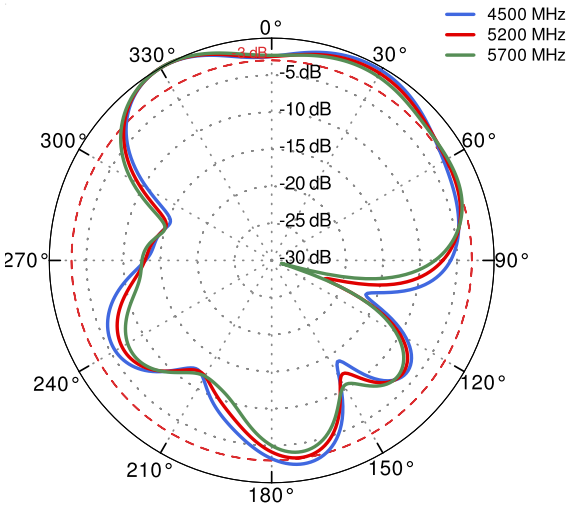

AZIMUTH

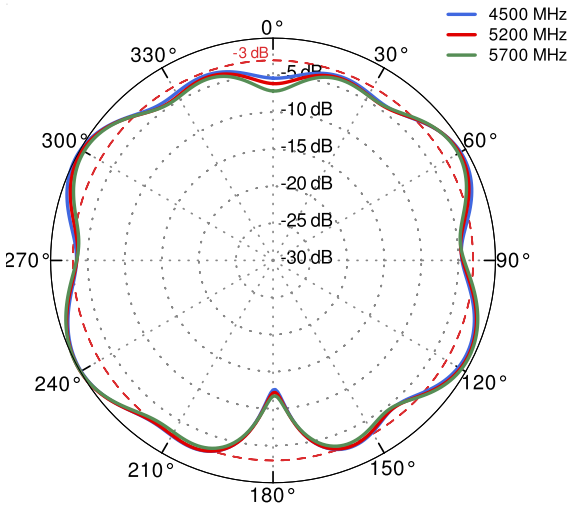

Copyright © 2023, Wireless Instruments. Specifications and information given in this document are subject to change without prior notice.

Wi-Fi 2.4GHz and 5GHz and 6GHz

ELEVATION

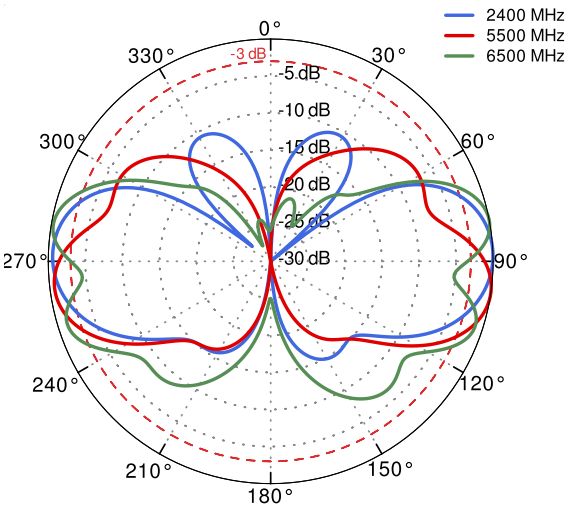

AZIMUTH

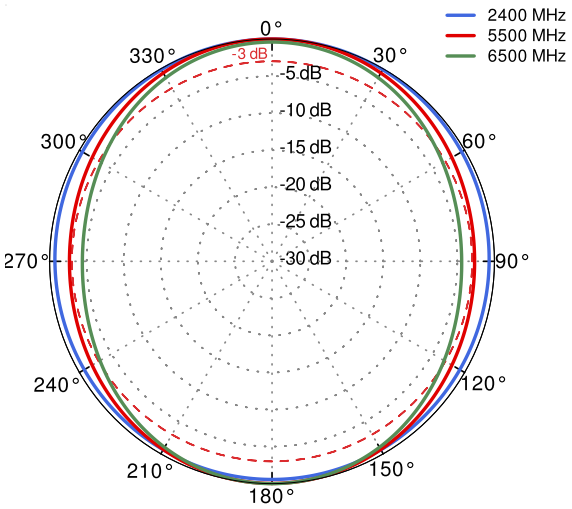

DIMENSIONS

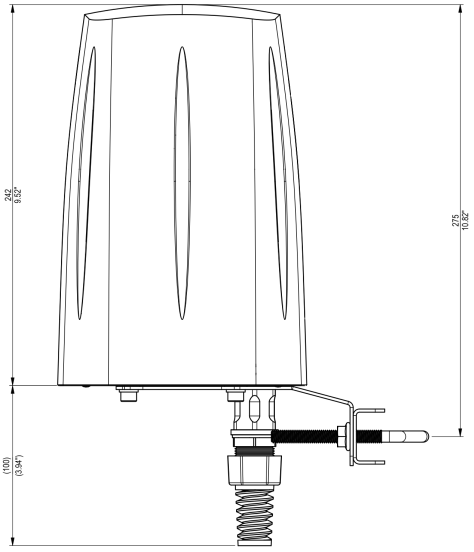

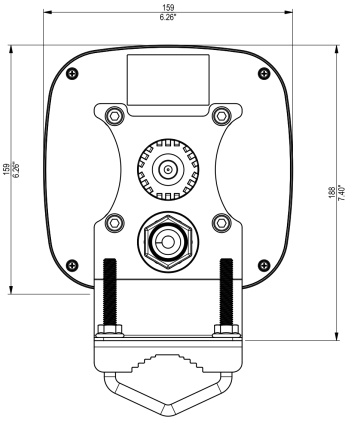

Copyright © 2023, Wireless Instruments. Specifications and information given in this document are subject to change without prior notice.