QuWave 5G High Gain 802.3at for Ericsson R1900, R980, R920, S700

INTEGRATED MULTI-BAND LTE & 5G OMNI ANTENNA + WI-FI OMNI ANTENNA + GPS ACTIVE ANTENNA + BLUETOOTH ANTENNA + ACTIVE POE SPLITTER + PLACE TO INSTALL ERICSSON ROUTERS (ALL-IN-ONE)

QuWave is an outdoor antenna designed to provide reliable wireless connectivity in a variety of environments. This product is an all in one solution that integrates a high gain omnidirectional 5G, Wi-Fi, GPS and Bluetooth antennas with Ericsson routers into a single IP67 enclosure. Such integration allows implementation of new outdoor 5G/LTE solutions.
QuWave for Ericsson is an ideal solution for outdoor wireless connectivity in moving applications such as transportation, yachting, boats and camping but also city centres with high signal density.
Compatible with the following Ericsson routers: R1900, R980, R920, S700
The set contains a 802.3at PoE splitter, allowing you to split data and power from a single Ethernet cable and maintain gigabit transfer speeds while protecting the LAN port from damage caused by overvoltage, short circuit or improper connection. Using QuWireless splitter provides 3KA surge and lightning protection.





5G / LTE ANTENNA SPECIFICATION

FREQUENCY	0.5 - 2.0 GHz 2.0 - 3.7 GHz 3.7 - 5.0 GHz 5.0 - 6.23 GHz
MAX. GAIN	0.5 - 2.0 GHz : 3 dBi 2.0 - 3.7 GHz : 4 dBi 3.7 - 5.0 GHz : 4.6 dBi 5.0 - 6.23 GHz : 4.1 dBi
SUPPORTED LTE BANDS	1, 2, 3, 4, 5, 6, 7, 8, 9, 10, 11, 12, 13, 14, 17, 18, 19, 20, 21, 22, 23, 24, 25, 26, 27, 28, 29, 30, 32, 33, 34, 35, 36, 37, 38, 39, 40, 41, 42, 43, 44, 45, 46, 47, 48, 49, 50, 51, 52, 53, 54, 65, 66, 67, 68, 69, 70, 71, 74, 75, 76, 85, 103, 106, 107, 111, 252, 253, 254, 255, 256
SUPPORTED 5G BANDS	n1, n2, n3, n5, n7, n8, n12, n13, n14, n18, n20, n24, n25, n26, n28, n29, n30, n34, n38, n39, n40, n41, n46, n47, n48, n50, n51, n53, n54, n65, n66, n67, n68, n70, n71, n74, n75, n76, n77, n78, n79, n80, n81, n82, n83, n84, n85, n86, n89, n90, n91, n92, n93, n94, n95, n97, n98, n99, n100, n101, n105, n106, n109, n110, n250, n251, n252, n253, n254, n255, n256
VSWR	<2.50, max <3.00
BEAMWIDTH	360°/35° ±5°
POLARIZATION	Vertical
IMPEDANCE	50 Ω
CONNECTOR	4x SMA
CABLE TYPE	RG316

Copyright © 2023, Wireless Instruments. Specifications and information given in this document are subject to change without prior notice.

WI-FI / BT ANTENNA SPECIFICATION

FREQUENCY	2.4 - 2.5 GHz 5.0 - 7.2 GHz
MAX. GAIN	2.4 - 2.5 GHz: 6dBi 5 GHz: 7.5dBi 7 GHz: 7.5dBi
VSWR	< 1.50, max < 2.00
BEAMWIDTH	360°/25°
POLARIZATION	Vertical
IMPEDANCE	50 Ω
CONNECTOR	3x RPSMA
CABLE TYPE	RG316

GPS ACTIVE ANTENNA SPECIFICATION

FREQUENCY	1.56 – 1.61 GHZ
VSWR	< 2
GAIN	3 dBi
GAIN 3V	28 dBi
DC POWER INPUT	2.5 V ~ 6.5 V
POWER CONSUMPTION	2.5 - 6.5 mA
IMPEDANCE	50 Ω

Copyright © 2023, Wireless Instruments. Specifications and information given in this document are subject to change without prior notice.

POLARIZATION	RHCP (right hand circularly polarized)
CONNECTOR	1x SMA
CABLE TYPE	RG174

MECHANICAL SPECIFICATION

MATERIALS	ASA, aluminum, PTFE
CONNECTOR TYPE	1x QuRJ45
OUTER DIMENSIONS	210 x 210 x 254 mm 8.27 x 8.27 x 10 inch
INGRESS PROTECTION	IP67
OPERATING TEMPERATURE	From -40°C to 80°C From -40°F to 176°F
MAST DIAMETER	25-66 mm 0.98-2.60 inch
ENCLOSURE RECOMMENDED TIGHTENING TORQUE	0.5 - 0.7 Nm

Copyright © 2023, Wireless Instruments. Specifications and information given in this document are subject to change without prior notice.

FREQUENCY BANDS

LTE / 4G

617 MHz

1	2	3	4	5	7	8
9	10	12	13	14	17	18
19	20	22	25	26	27	28
29	30	33	34	35	36	37
38	39	40	41	42	43	44
47	48	49	52	53	65	66
67	68	69	71	85	103	106

6000 MHz

5G

617 MHz

n1	n2	n3	n5	n7	n8	n12
n13	n14	n18	n20	n25	n26	n28
n29	n30	n34	n38	n39	n40	n41
n47	n48	n53	n65	n66	n67	n71
n77	n78	n80	n81	n82	n83	n84
n85	n86	n89	n90	n95	n97	n98
n100	n101	n256				

6000 MHz

Copyright © 2023, Wireless Instruments. Specifications and information given in this document are subject to change without prior notice.

PLOTS

5G/LTE VSWR

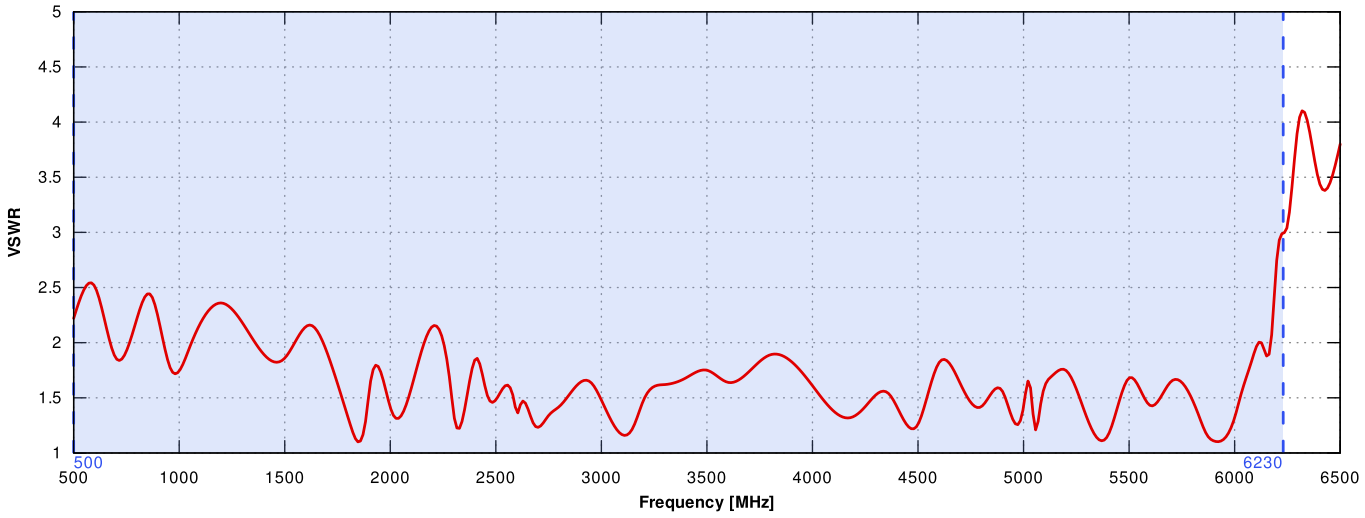

5G/LTE Gain

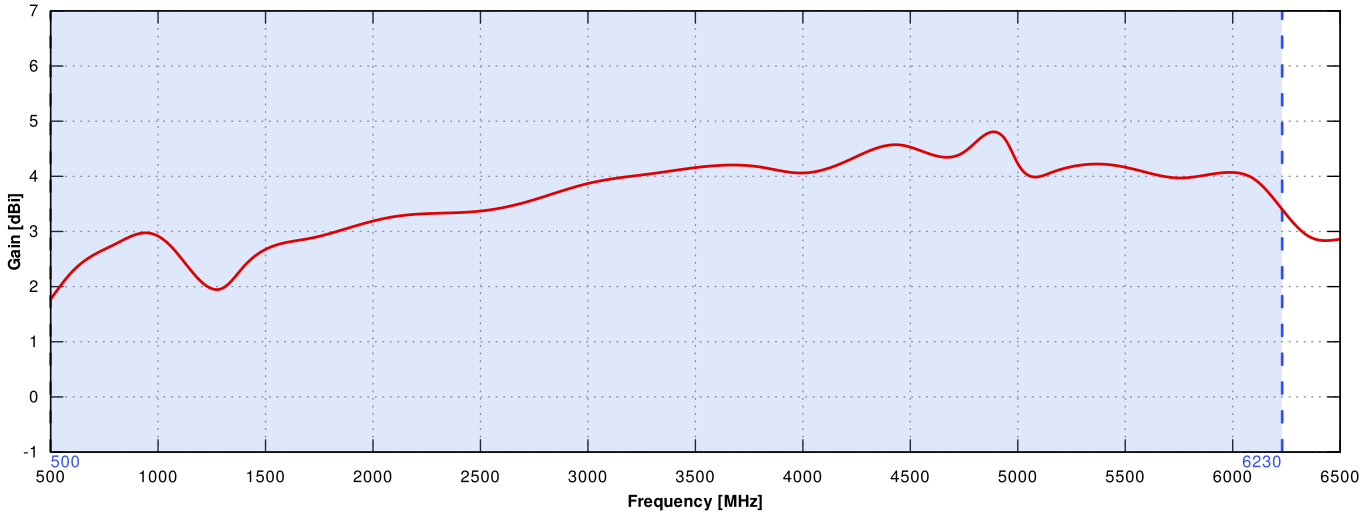

Copyright © 2023, Wireless Instruments. Specifications and information given in this document are subject to change without prior notice.

WI-FI VSWR

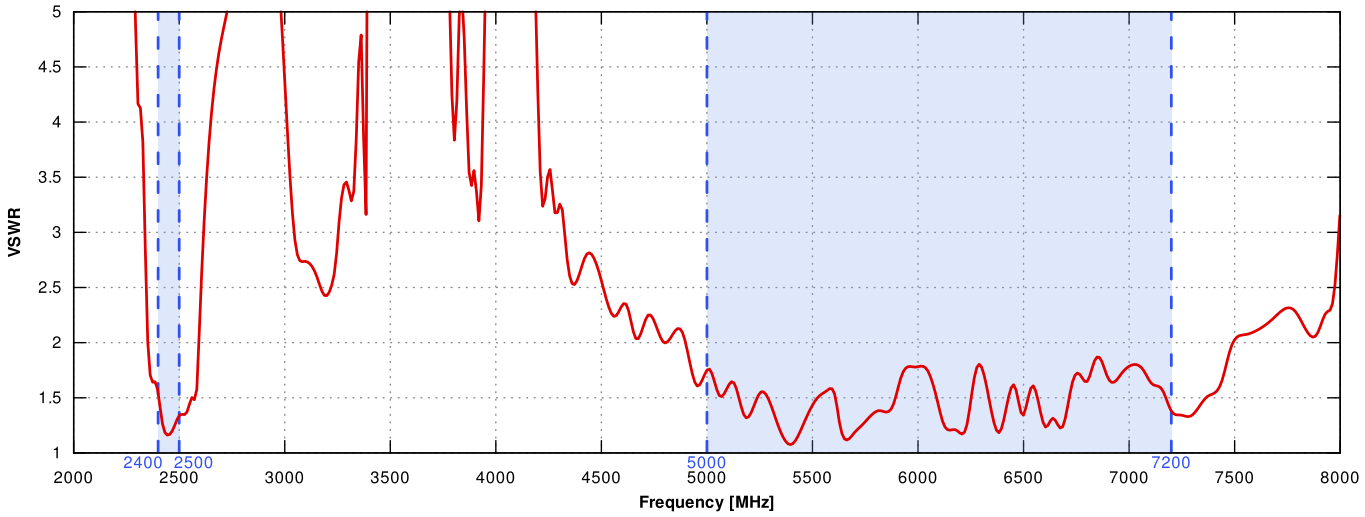

WI-FI Gain

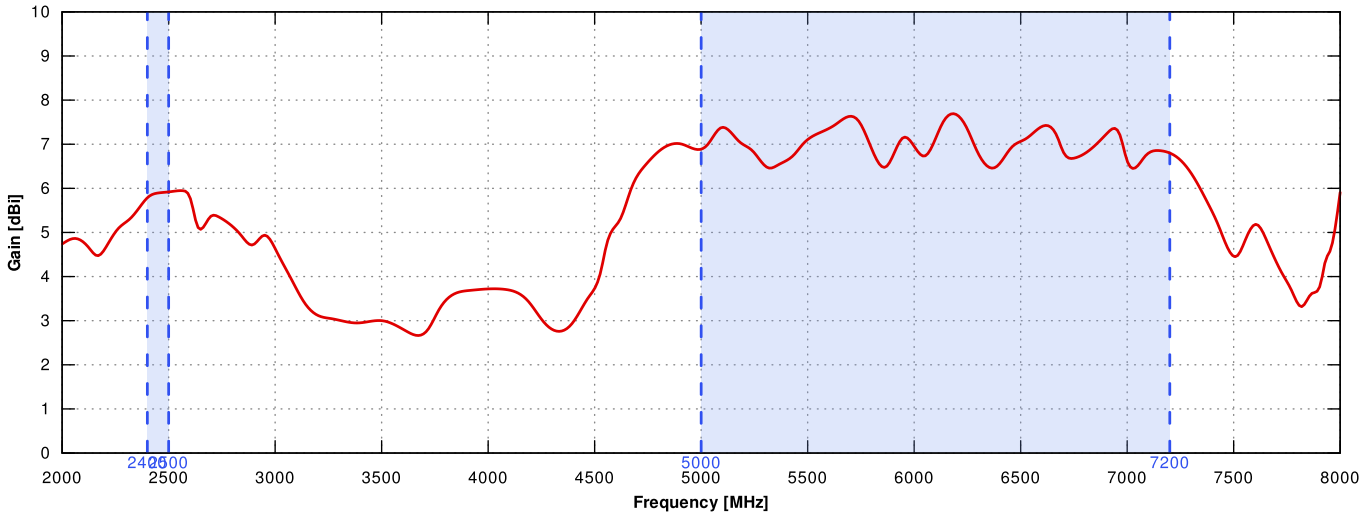

Copyright © 2023, Wireless Instruments. Specifications and information given in this document are subject to change without prior notice.

5G/LTE From 617MHz to 960MHz

ELEVATION

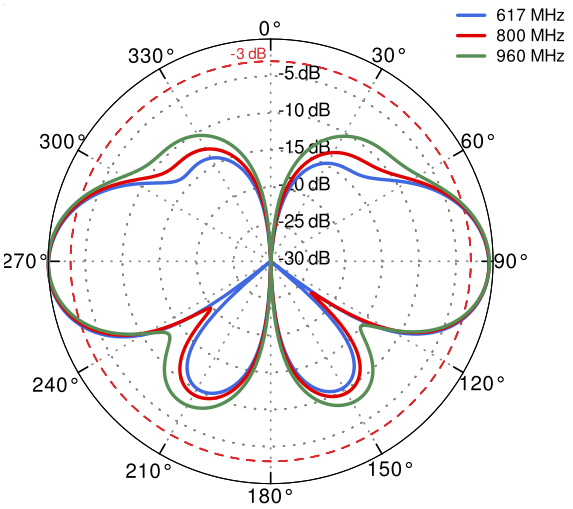

AZIMUTH

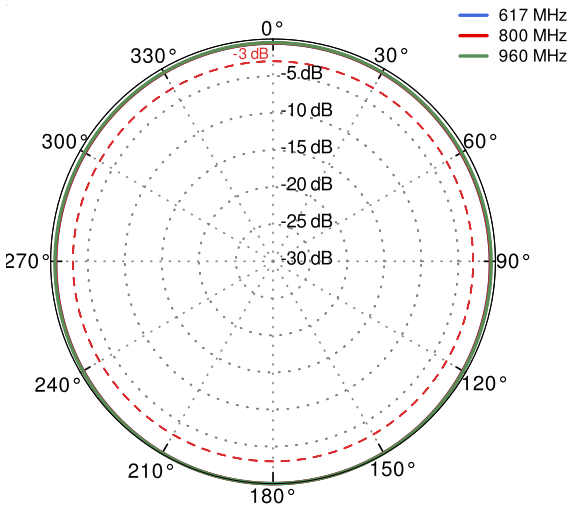

5G/LTE From 1.71GHz to 2.7GHz

ELEVATION

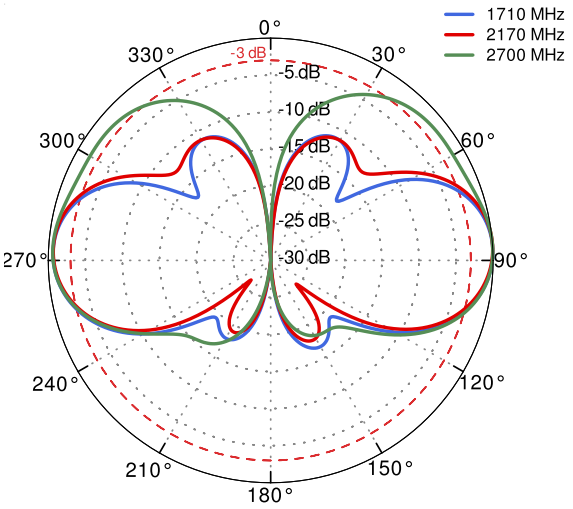

AZIMUTH

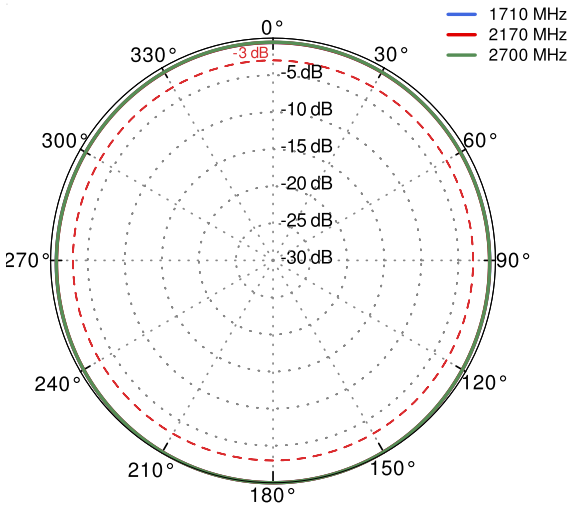

Copyright © 2023, Wireless Instruments. Specifications and information given in this document are subject to change without prior notice.

5G/LTE From 3.3GHz to 4.2GHz

ELEVATION

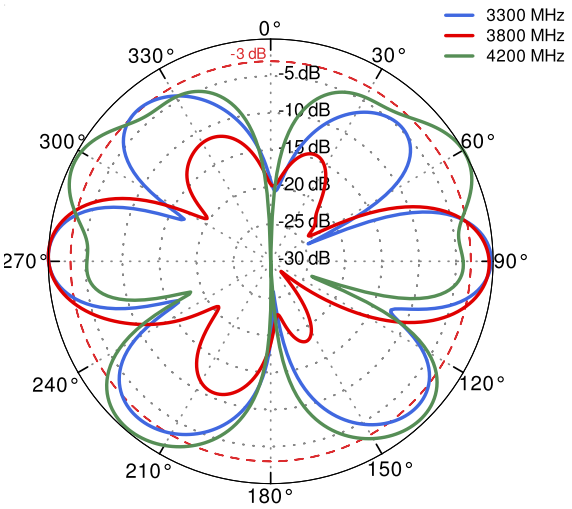

AZIMUTH

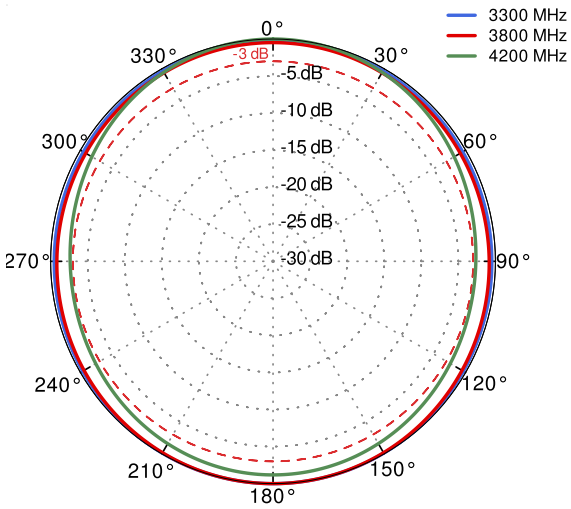

5G/LTE From 4.6GHz to 5.7GHz

ELEVATION

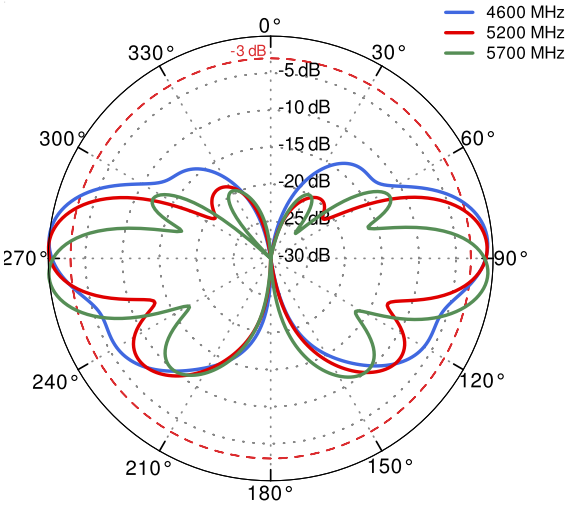

AZIMUTH

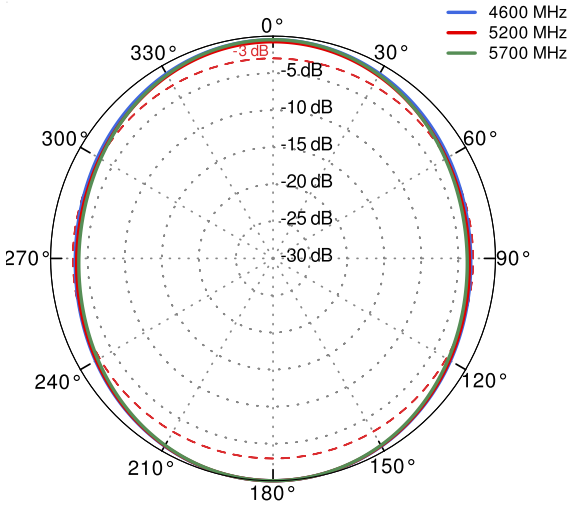

Copyright © 2023, Wireless Instruments. Specifications and information given in this document are subject to change without prior notice.

Wi-Fi From 2.4 GHz to 6.5 GHz

ELEVATION

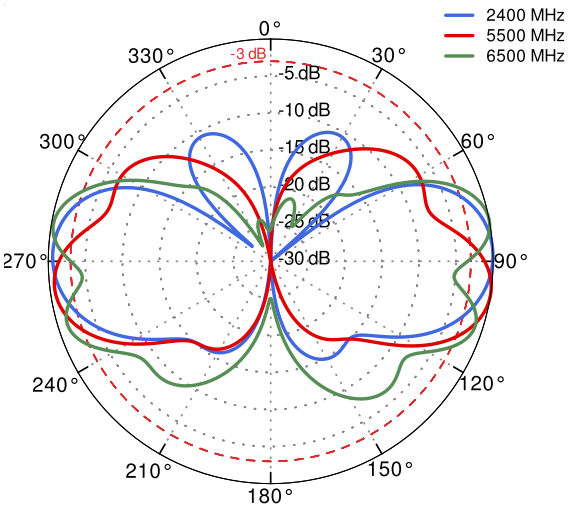

AZIMUTH

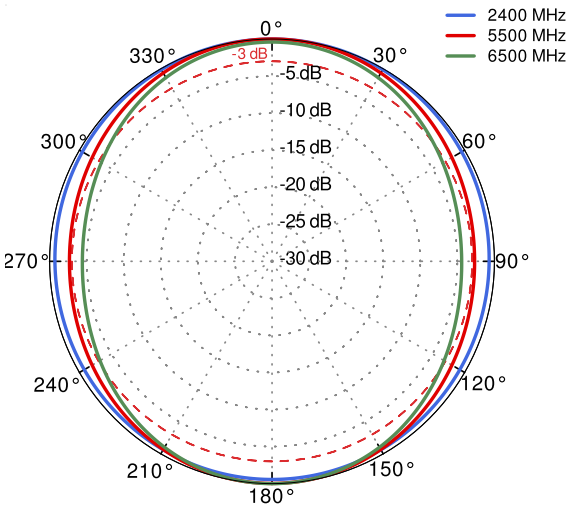

DIMENSIONS

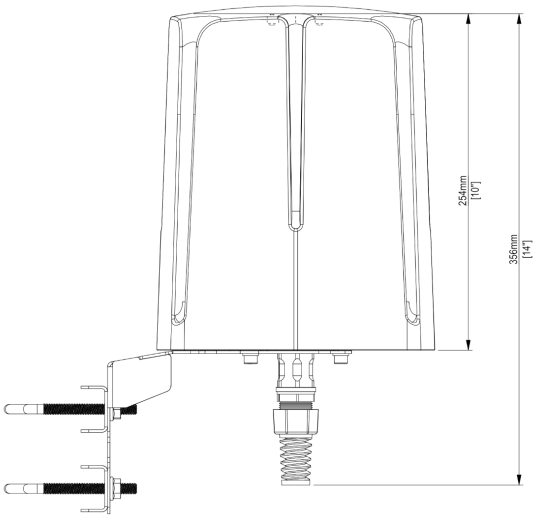

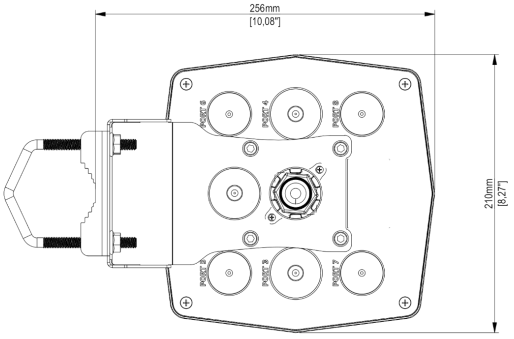

QuWireless

WWW.QUWIRELESS.COM

Sales email: sales@quwireless.com **Tel:** +48 513 900 416

Support email: support@quwireless.com **Website:** www.quwireless.com

Address: Wireless Instruments Sp. z o.o., ul. Kościuszki 27, 52-116 Iwiny, Poland

Copyright © 2023, Wireless Instruments. Specifications and information given in this document are subject to change without prior notice.