

QuWave 5G High Gain GNSS for Teltonika

INTEGRATED MULTI-BAND 5G/LTE OMNI ANTENNA + WI-FI OMNI ANTENNA + GPS ACTIVE ANTENNA + PLACE TO INSTALL TELTONIKA ROUTERS (ALL-IN-ONE)

QuWave is an outdoor antenna designed to provide reliable wireless connectivity in a variety of environments. This product is an all in one solution that integrates a high gain omnidirectional 5G/LTE, Wi-Fi and GPS antennas with all Teltonika routers into a single IP67 enclosure. Such integration allows implementation of new outdoor 5G/LTE solutions.

QuWave for Teltonika is an ideal solution for outdoor wireless connectivity in moving applications such as transportation, yachting, boats and camping but also city centres with high signal density.

Compatible with the following Teltonika routers: RUTX50, RUTM50, RUTM54, RUTM20, RUTM30, RUTM31, RUTX09, RUT9xx, RUT3xx, RUT2xx



OUTDOOR ANTENNA WORKS IN ANY WEATHER CONDITIONS, IP67



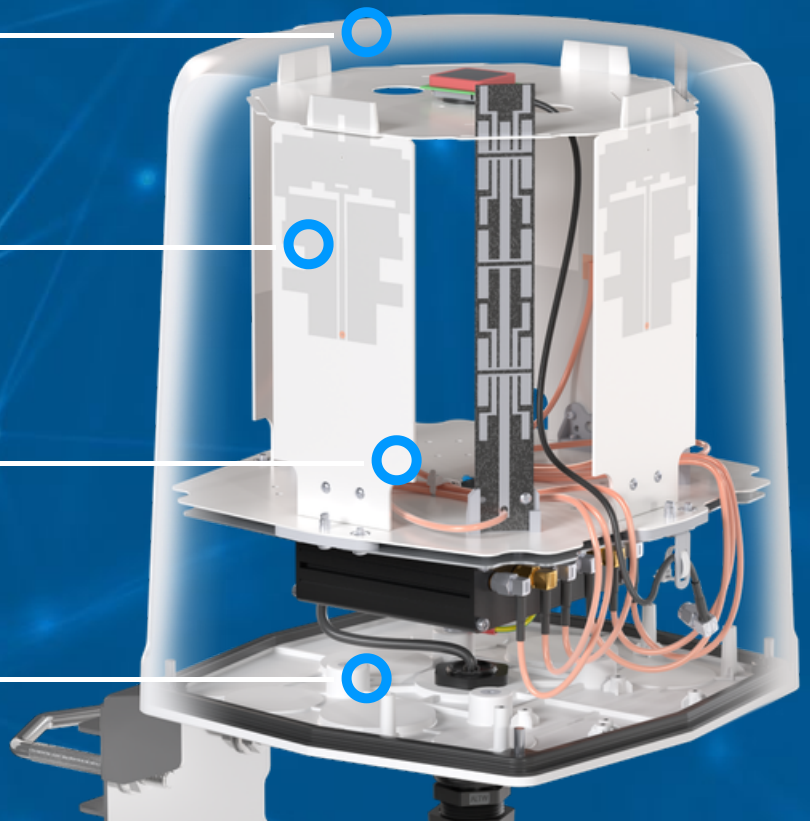
ANTENNA PERFECTLY MATCHED WITH THE TELTONIKA ROUTERS



ALL ANTENNAS AND TELTONIKA ROUTER INTEGRATED IN ONE ENCLOSURE



GALVANIZED STEEL, WALL OR POLE MOUNTING BRACKET



5G / LTE ANTENNA SPECIFICATION

FREQUENCY	0.5 - 2.0 GHz 2.0 - 3.7 GHz 3.7 - 5.0 GHz 5.0 - 6.23 GHz
MAX. GAIN	0.5 - 2.0 GHz : 3 dBi 2.0 - 3.7 GHz : 4 dBi 3.7 - 5.0 GHz : 4.6 dBi 5.0 - 6.23 GHz : 4.1 dBi
SUPPORTED LTE BANDS	1, 2, 3, 4, 5, 6, 7, 8, 9, 10, 11, 12, 13, 14, 17, 18, 19, 20, 21, 22, 23, 24, 25, 26, 27, 28, 29, 30, 32, 33, 34, 35, 36, 37, 38, 39, 40, 41, 42, 43, 44, 45, 46, 47, 48, 49, 50, 51, 52, 53, 54, 65, 66, 67, 68, 69, 70, 71, 74, 75, 76, 85, 103, 106, 107, 111, 252, 253, 254, 255, 256
SUPPORTED 5G BANDS	n1, n2, n3, n5, n7, n8, n12, n13, n14, n18, n20, n24, n25, n26, n28, n29, n30, n34, n38, n39, n40, n41, n46, n47, n48, n50, n51, n53, n54, n65, n66, n67, n68, n70, n71, n74, n75, n76, n77, n78, n79, n80, n81, n82, n83, n84, n85, n86, n89, n90, n91, n92, n93, n94, n95, n97, n98, n99, n100, n101, n105, n106, n109, n110, n250, n251, n252, n253, n254, n255, n256
VSWR	< 2.50, max < 3.00
BEAMWIDTH	360°/35° ±5°
POLARIZATION	Vertical
IMPEDANCE	50 Ω
CONNECTOR	4x SMA
CABLE TYPE	RG316

WI-FI ANTENNA SPECIFICATION

FREQUENCY	2.4 - 2.5 GHz 5.0 - 7.2 GHz
MAX. GAIN	2.4 - 2.5 GHz: 6dBi 5 GHz: 7.5dBi 7 GHz: 7.5dBi
VSWR	< 1.50, max < 2.00
BEAMWIDTH	360°/25°
POLARIZATION	Vertical
IMPEDANCE	50 Ω
CONNECTOR	2x RPSMA
CABLE TYPE	RG316

GPS ACTIVE ANTENNA SPECIFICATION

FREQUENCY	1.56 - 1.61 GHz
VSWR	< 2
GAIN	3 dBi
GAIN 3V	28 dBi
DC POWER INPUT	2.5 V ~ 6.5 V
POWER CONSUMPTION	2.5 - 6.5 mA
IMPEDANCE	50 Ω

POLARIZATION

RHCP (right hand circularly polarized)

CONNECTOR

1x SMA

CABLE TYPE

RG174

 **MECHANICAL SPECIFICATION****MATERIALS**

ABS, aluminum, PTFE

CONNECTOR TYPE

1x QuRJ45

OUTER DIMENSIONS210 x 210 x 254 mm
8.27 x 8.27 x 10 inch**INGRESS PROTECTION**

IP67

OPERATING TEMPERATUREFrom -40°C to 80°C
From -40°F to 176°F**MAST DIAMETER**25-66 mm
0.98-2.60 inch**ENCLOSURE RECOMMENDED
TIGHTENING TORQUE**

0.5 - 0.7 Nm

FREQUENCY BANDS

LTE / 4G

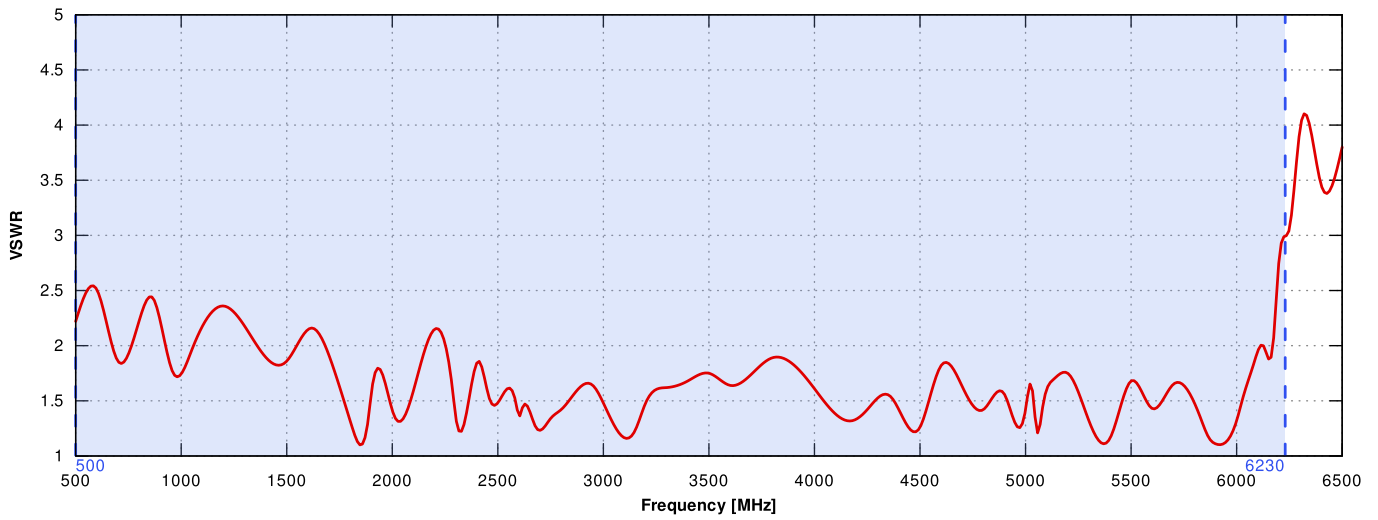
	1	2	3	4	5	7	8	
	9	10	12	13	14	17	18	
	19	20	22	25	26	27	28	
617 MHz	29	30	33	34	35	36	37	6000 MHz
	38	39	40	41	42	43	44	
	47	48	49	52	53	65	66	
	67	68	69	71	85	103	106	

5G

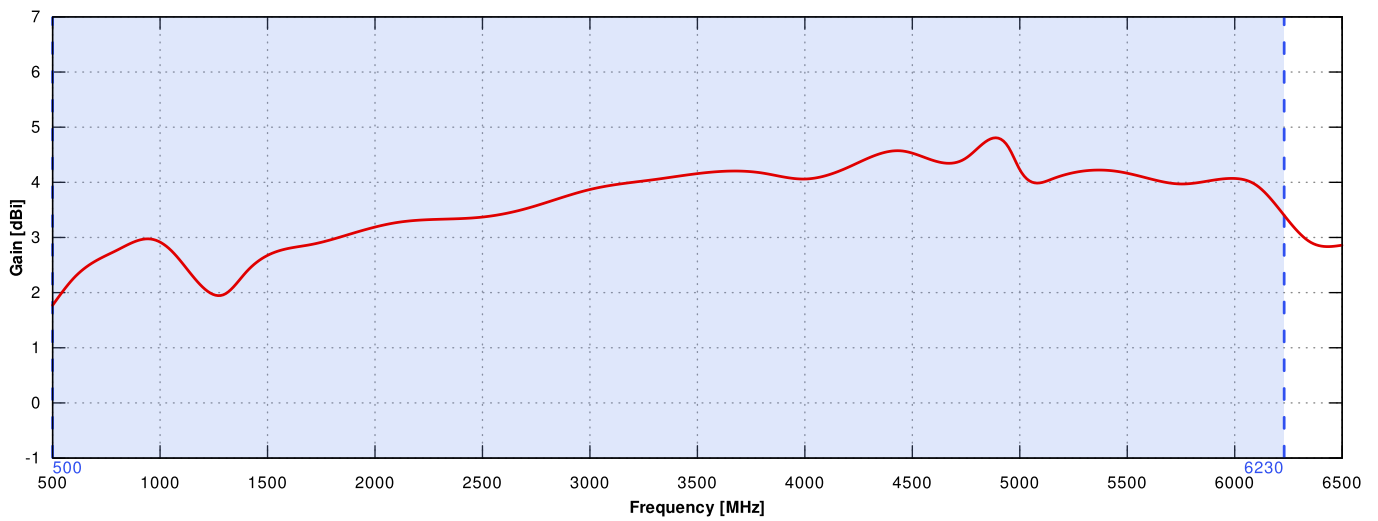
	n1	n2	n3	n5	n7	n8	n12	
	n13	n14	n18	n20	n25	n26	n28	
	n29	n30	n34	n38	n39	n40	n41	
617 MHz	n47	n48	n53	n65	n66	n67	n71	6000 MHz
	n77	n78	n80	n81	n82	n83	n84	
	n85	n86	n89	n90	n95	n97	n98	
	n100	n101	n256					

PLOTS

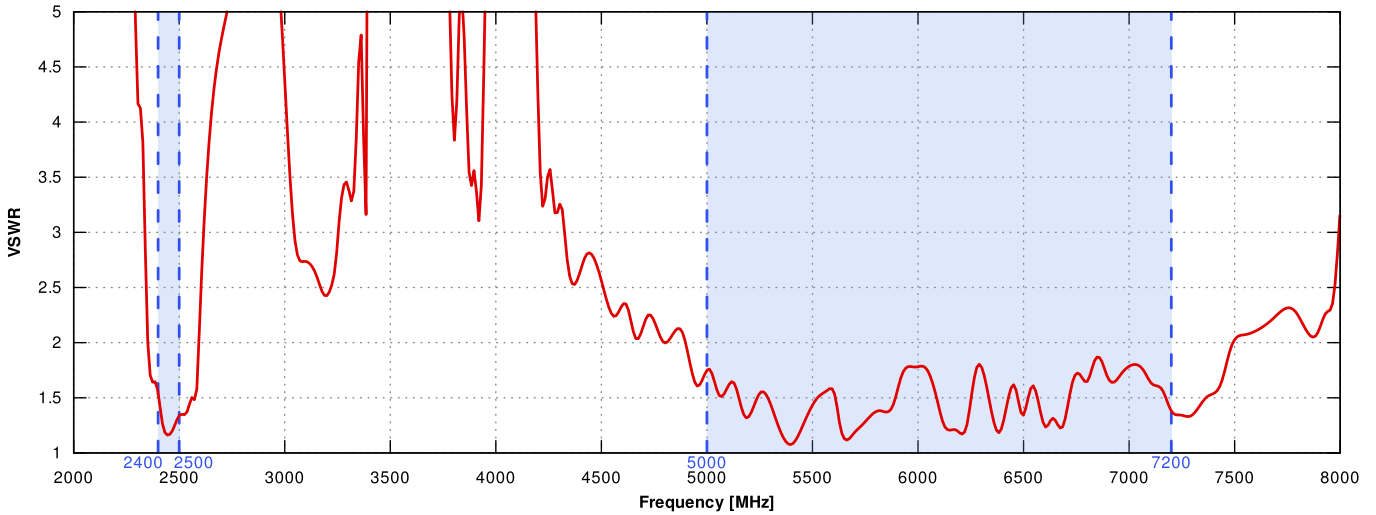
5G/LTE VSWR



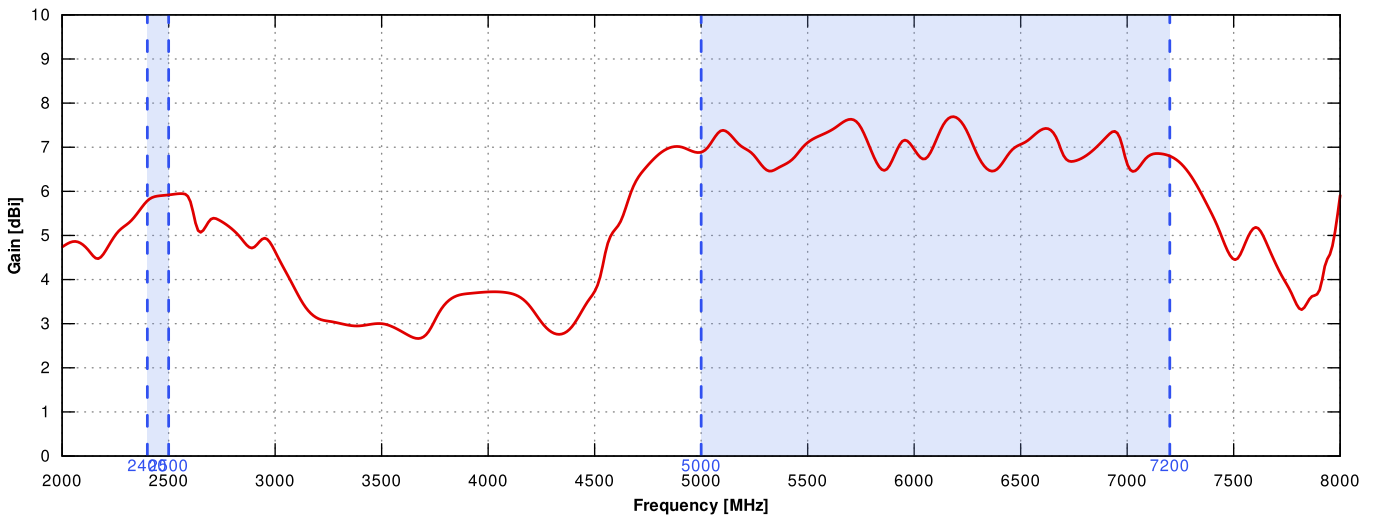
5G/LTE Gain



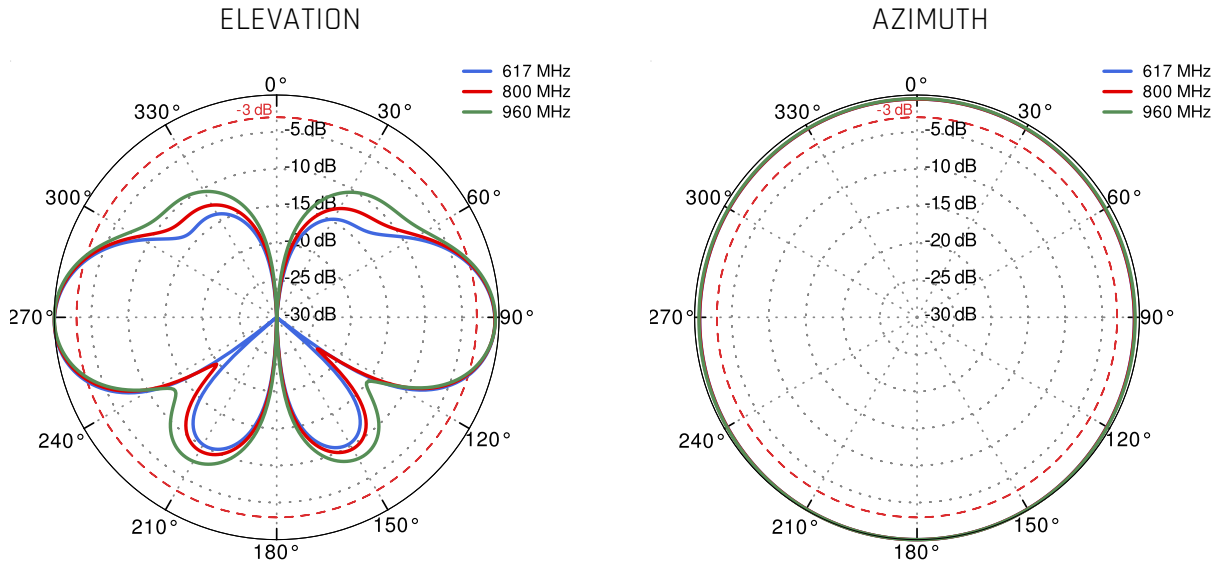
WI-FI VSWR



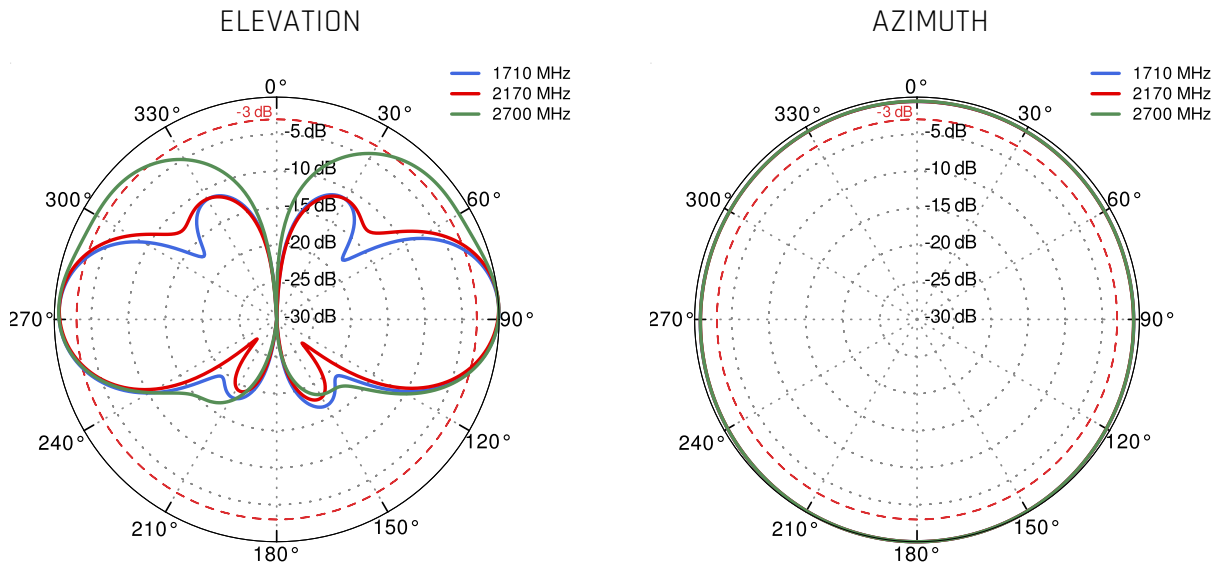
WI-FI Gain



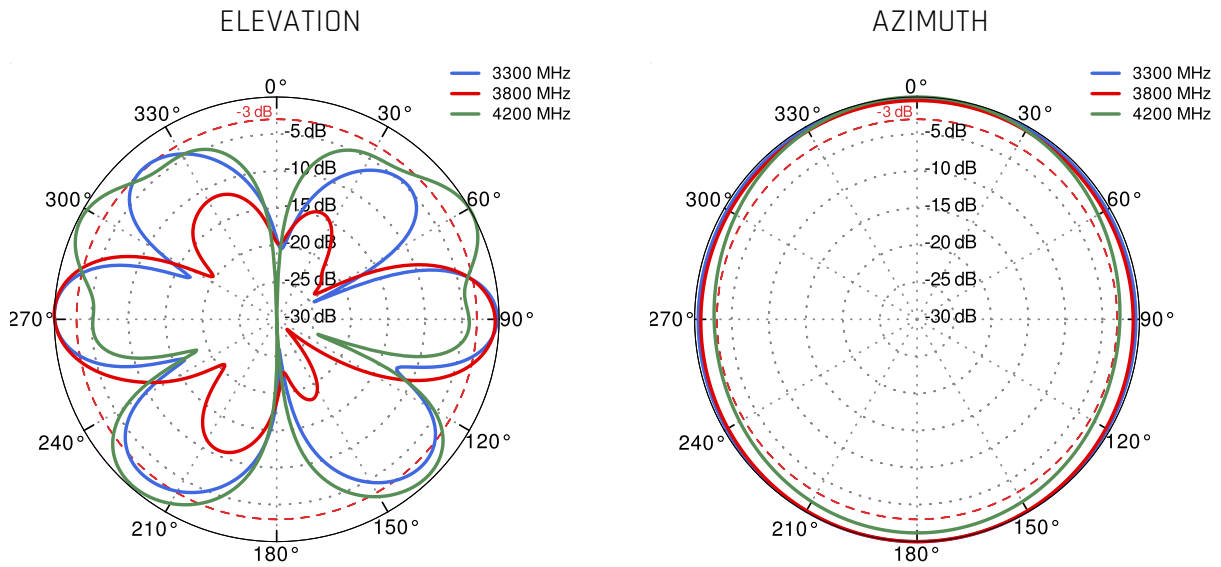
5G/LTE From 617MHz to 960MHz



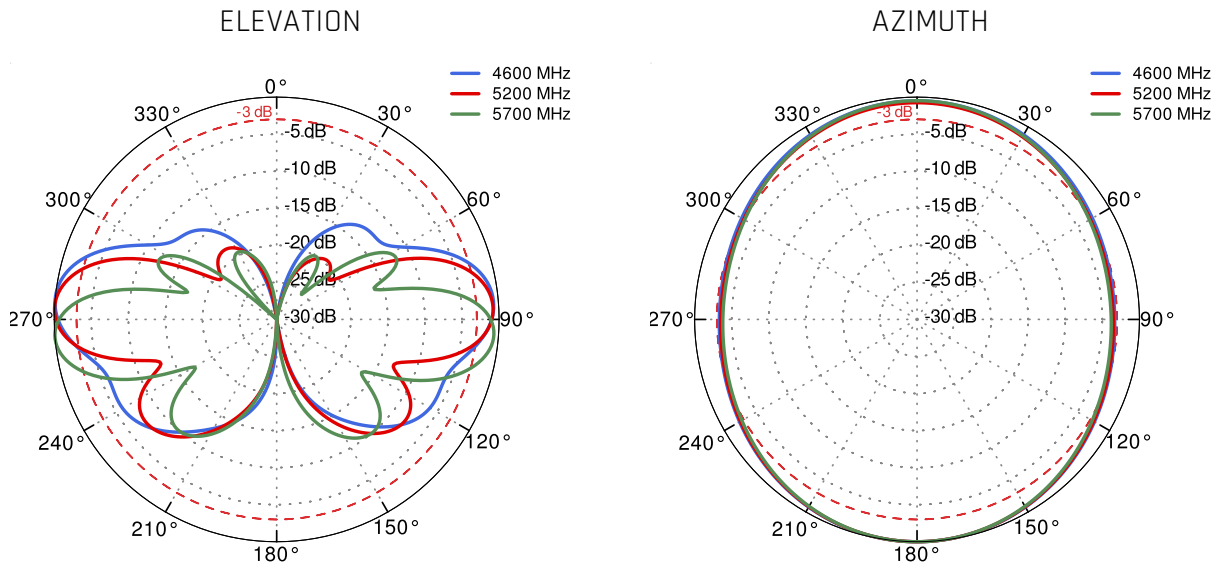
5G/LTE From 1.71GHz to 2.7GHz



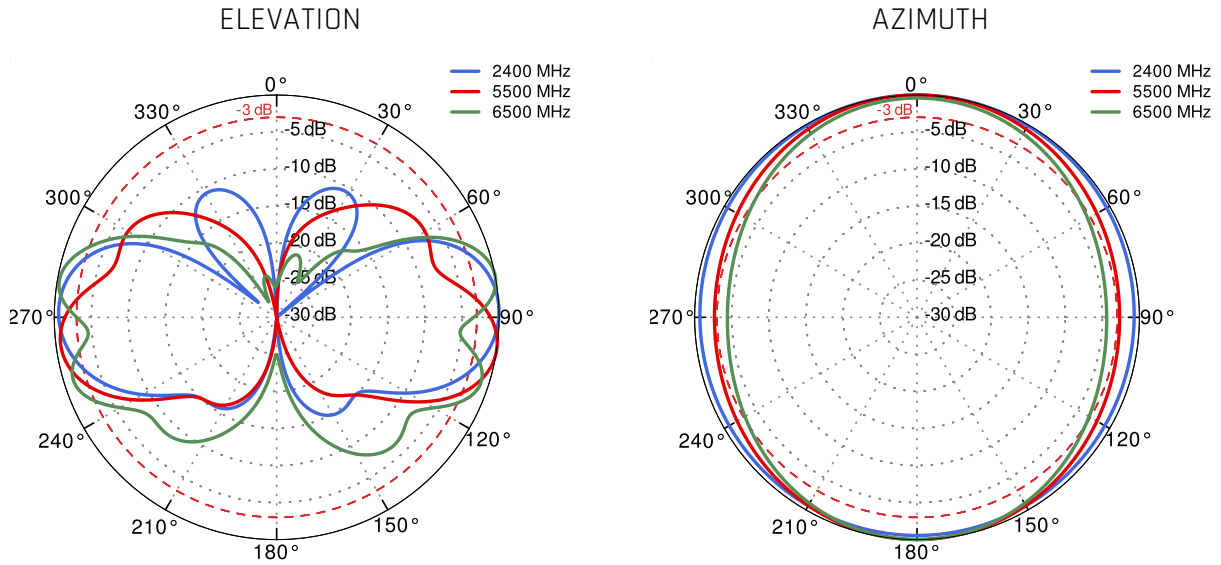
5G/LTE From 3.3GHz to 4.2GHz



5G/LTE From 4.6GHz to 5.7GHz



Wi-Fi From 2.4 GHz to 6.5 GHz



DIMENSIONS

