

QuWave LTE Lite 802.3at for DIGI IX15, IX10

INTEGRATED MULTI-BAND LTE OMNI ANTENNA + WI-FI OMNI ANTENNA + PLACE TO INSTALL DIGI ROUTERS (ALL-IN-ONE)

QuWave Lite is an outdoor antenna designed to provide reliable wireless connectivity in a variety of environments. This product is an all in one solution that integrates a high gain omnidirectional LTE and Wi-Fi antennas with DIGI routers into a single IP67 enclosure. Such integration allows implementation of new outdoor LTE solutions. QuWave Lite for DIGI is an ideal solution for outdoor wireless connectivity in moving applications such as transportation, yachting, boats and camping but also city centres with high signal density.

Compatible with the following DIGI routers: IX15, IX10

The set contains a [802.3at PoE splitter](#), allowing you to split data and power from a single Ethernet cable and maintain gigabit transfer speeds while protecting the LAN port from damage caused by overvoltage, short circuit or improper connection. Using QuWireless splitter provides 3KA surge and lightning protection.



OUTDOOR ANTENNA WORKS IN ANY WEATHER CONDITIONS, IP67



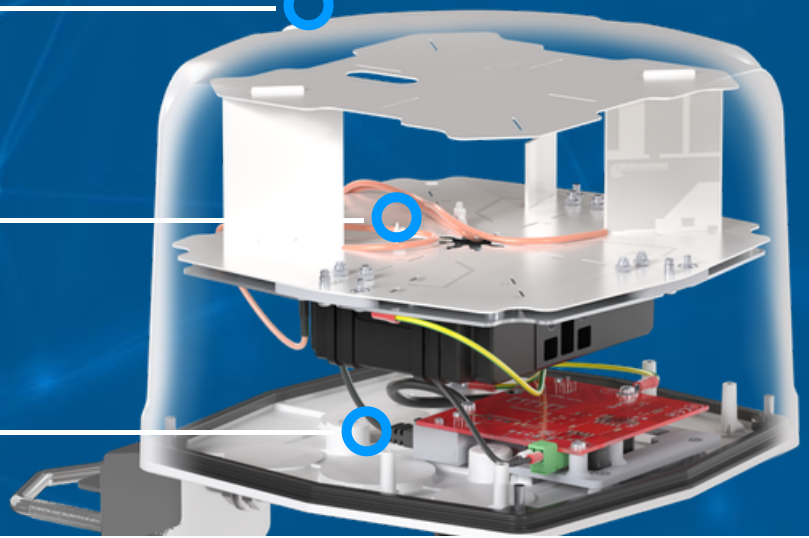
ANTENNA PERFECTLY MATCHED WITH THE DIGI ROUTERS



ALL ANTENNAS AND DIGI ROUTER INTEGRATED IN ONE ENCLOSURE



GALVANIZED STEEL, WALL OR POLE MOUNTING BRACKET



5G / LTE ANTENNA SPECIFICATION

FREQUENCY	0.58 - 2.0 GHz 2.0 - 3.5 GHz 3.5 - 5.0 GHz 5.0 - 6.35 GHz
MAX. GAIN	0.58 - 2.0 GHz : 2 dBi 2.0 - 3.5 GHz : 3.2 dBi 3.5 - 5.0 GHz : 3.1 dBi 5.0 - 6.35 GHz : 3.8 dBi
SUPPORTED LTE BANDS	1, 2, 3, 4, 5, 6, 7, 8, 9, 10, 11, 12, 13, 14, 17, 18, 19, 20, 21, 22, 23, 24, 25, 26, 27, 28, 29, 30, 32, 33, 34, 35, 36, 37, 38, 39, 40, 41, 42, 43, 44, 45, 46, 47, 48, 49, 50, 51, 52, 53, 54, 65, 66, 67, 68, 69, 70, 71, 74, 75, 76, 85, 103, 106, 107, 111, 252, 253, 254, 255, 256
SUPPORTED 5G BANDS	n1, n2, n3, n5, n7, n8, n12, n13, n14, n18, n20, n24, n25, n26, n28, n29, n30, n34, n38, n39, n40, n41, n46, n47, n48, n50, n51, n53, n54, n65, n66, n67, n68, n70, n71, n74, n75, n76, n77, n78, n79, n80, n81, n82, n83, n84, n85, n86, n89, n90, n91, n92, n93, n94, n95, n97, n98, n99, n100, n101, n105, n106, n109, n110, n250, n251, n252, n253, n254, n255, n256
VSWR	<2.50, max <3.00
BEAMWIDTH	360°/35° ±5°
POLARIZATION	Vertical
IMPEDANCE	50 Ω
CONNECTOR	2x SMA
CABLE TYPE	RG316

WI-FI / BT ANTENNA SPECIFICATION

FREQUENCY	2.4 - 2.5 GHz 5.0 - 7.2 GHz
MAX. GAIN	2.4 - 2.5 GHz: 2dBi 5.0 - 7.2 GHz: 5dBi
VSWR	< 2.50
BEAMWIDTH	360°/25°
POLARIZATION	Vertical
IMPEDANCE	50 Ω
CONNECTOR	3x RPSMA
CABLE TYPE	RG316

GPS ACTIVE ANTENNA SPECIFICATION

FREQUENCY	1.56 - 1.61 GHz
VSWR	< 2
GAIN	3 dBi
GAIN 3V	28 dBi
DC POWER INPUT	2.5 V ~ 6.5 V
POWER CONSUMPTION	2.5 - 6.5 mA
IMPEDANCE	50 Ω
POLARIZATION	RHCP (right hand circularly polarized)

CONNECTOR

1x SMA

CABLE TYPE

RG174

 **MECHANICAL SPECIFICATION****MATERIALS**

ABS, aluminum, PTFE

CONNECTOR TYPE

1x QuRJ45

OUTER DIMENSIONS210 x 210 x 165 mm
8.27 x 8.27 x 6.49 inch**INGRESS PROTECTION**

IP67

OPERATING TEMPERATUREFrom -40°C to 80°C
From -40°F to 176°F**MAST DIAMETER**25-66 mm
0.98-2.60 inch**ENCLOSURE RECOMMENDED
TIGHTENING TORQUE**

0.5 - 0.7 Nm

FREQUENCY BANDS

LTE / 4G

1	2	3	4	5	7	8
9	10	12	13	14	17	18
19	20	22	25	26	27	28
29	30	33	34	35	36	37
38	39	40	41	42	43	44
47	48	49	52	53	65	66
67	68	69	71	85	103	106

617 MHz 6000 MHz

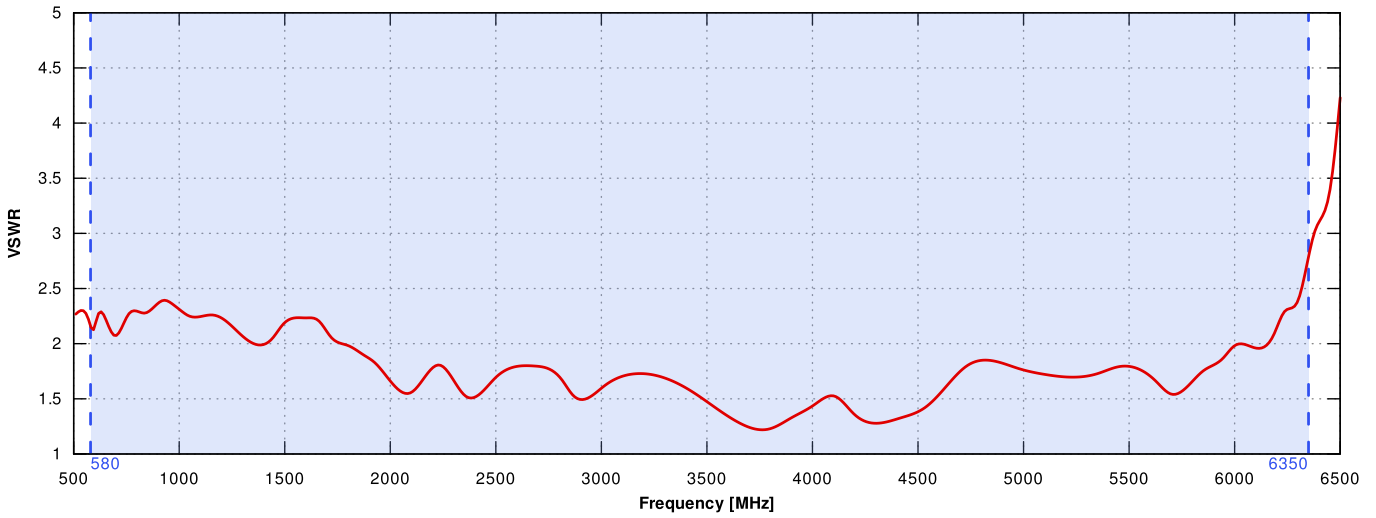
5G

n1	n2	n3	n5	n7	n8	n12
n13	n14	n18	n20	n25	n26	n28
n29	n30	n34	n38	n39	n40	n41
n47	n48	n53	n65	n66	n67	n71
n77	n78	n80	n81	n82	n83	n84
n85	n86	n89	n90	n95	n97	n98
n100	n101	n256				

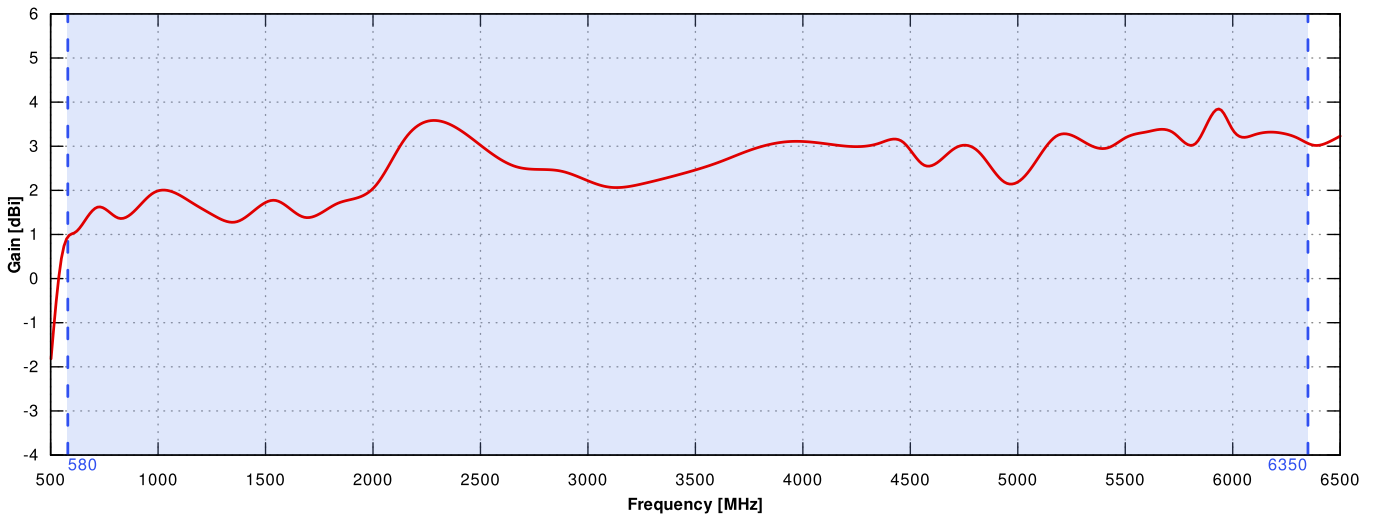
617 MHz 6000 MHz

PLOTS

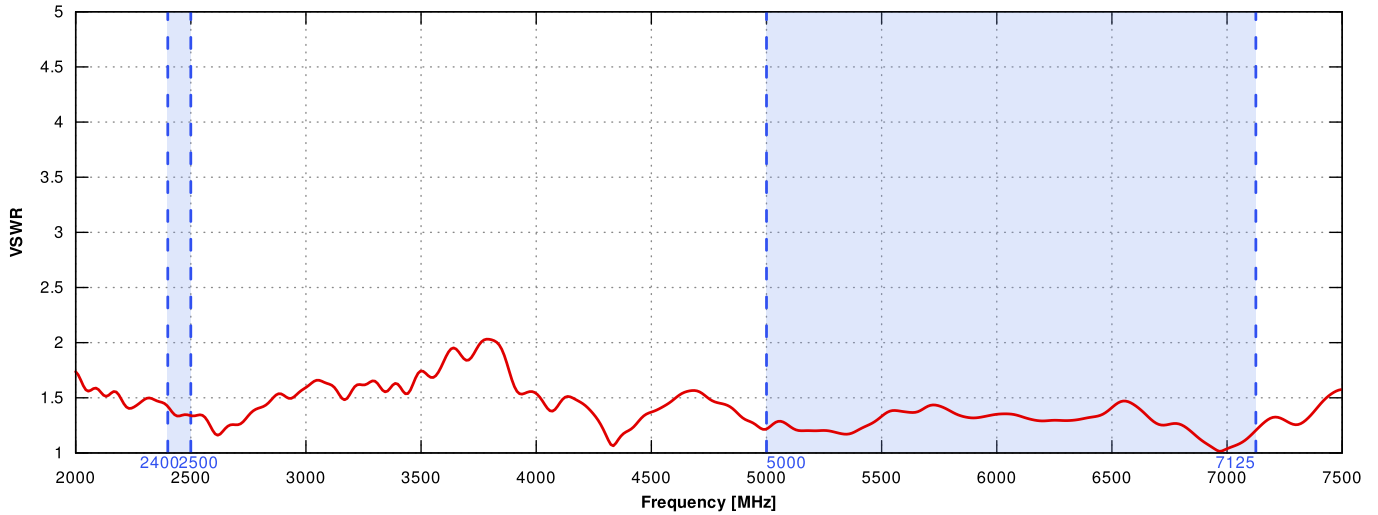
5G/LTE VSWR



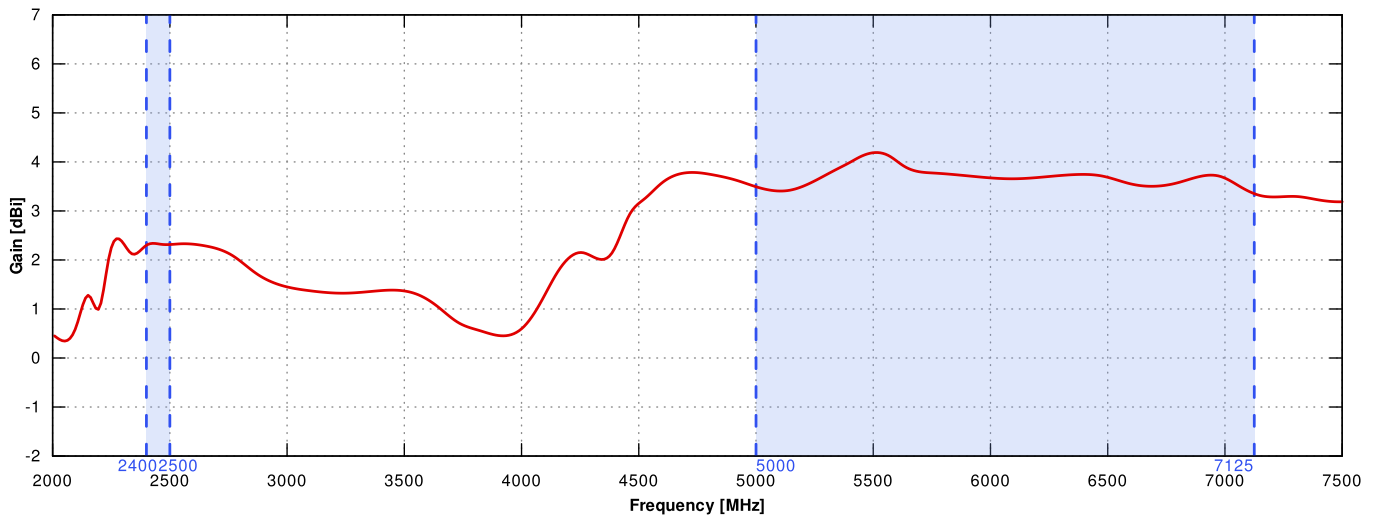
5G/LTE Gain



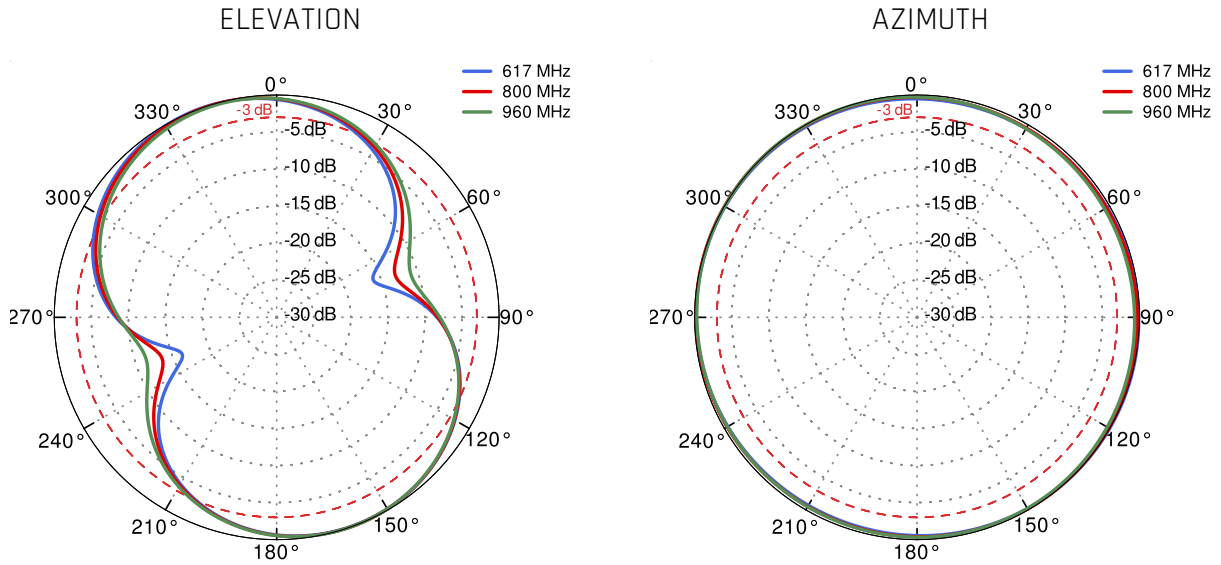
WI-FI VSWR



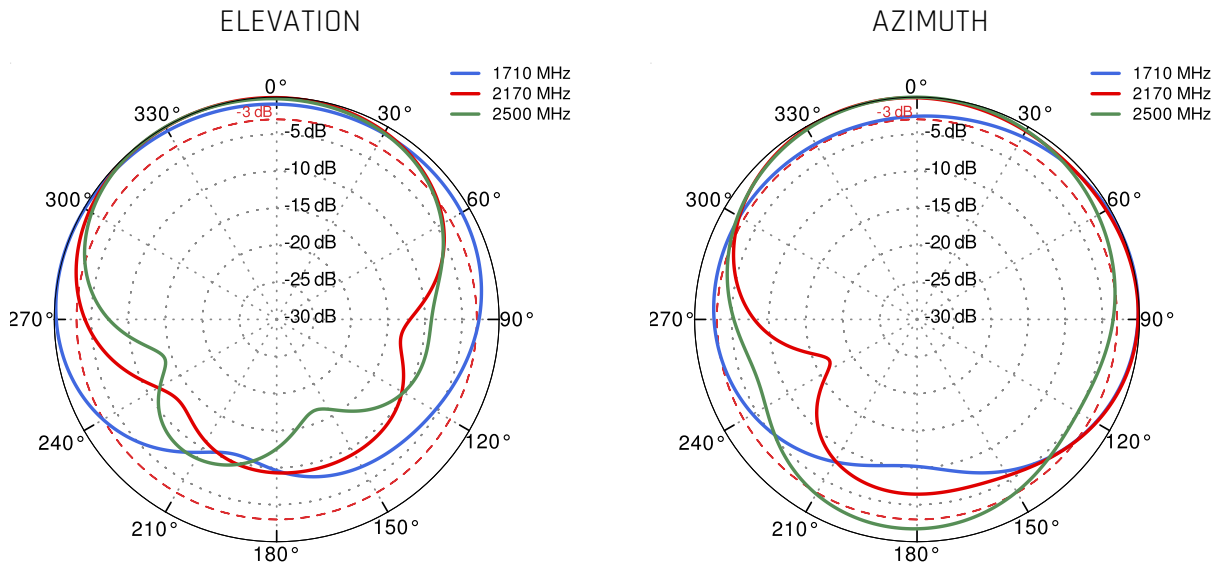
WI-FI Gain



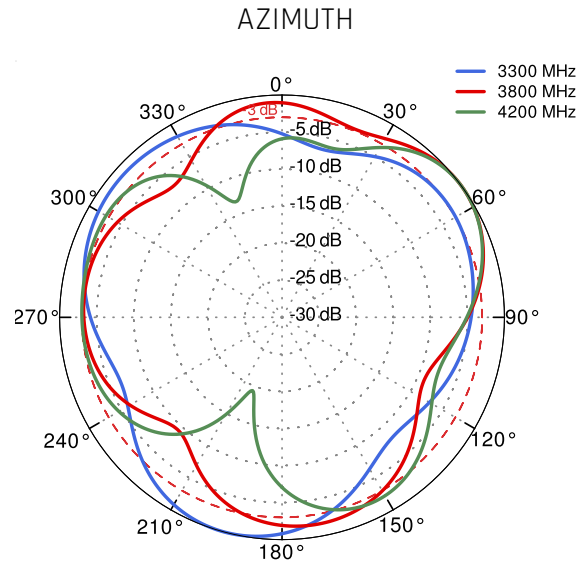
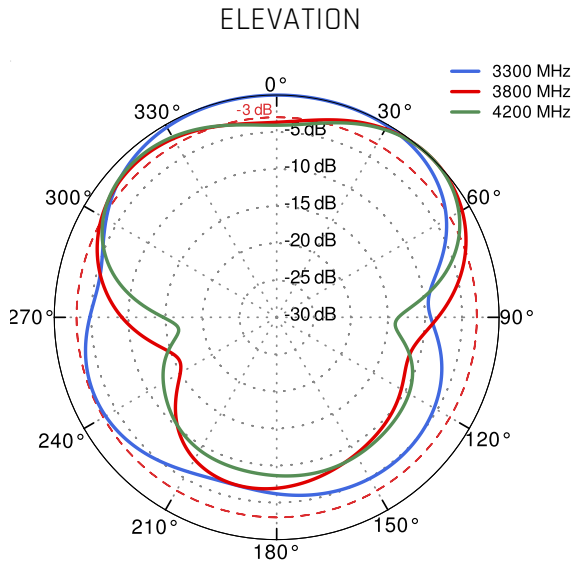
5G/LTE From 617MHz to 960MHz



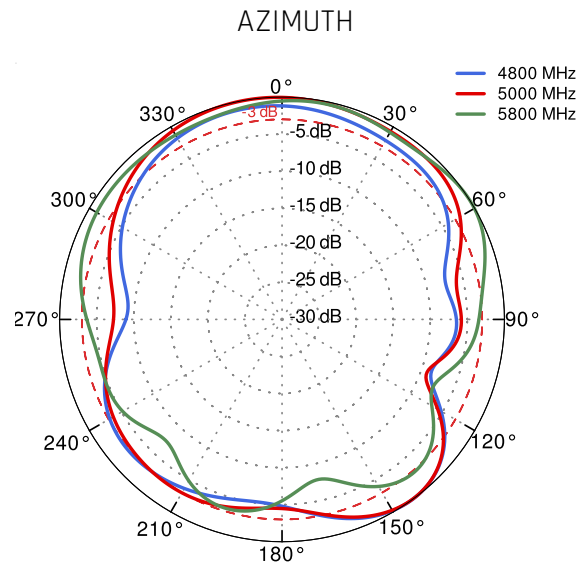
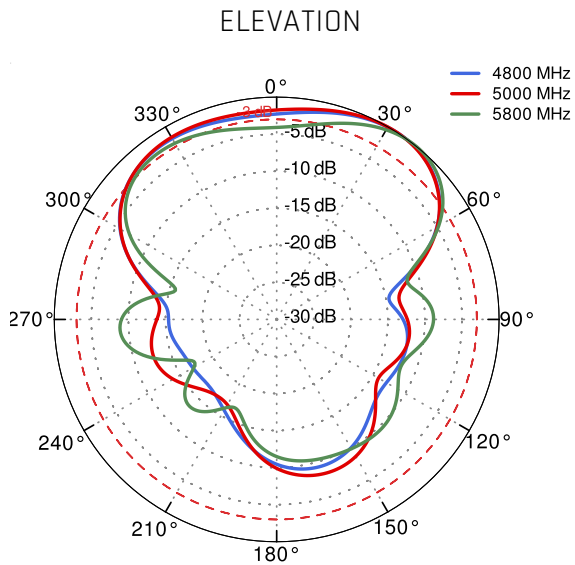
5G/LTE From 1.71GHz to 2.5GHz



5G/LTE From 3.3GHz to 4.2GHz



5G/LTE From 4.8GHz to 5.8GHz



Wi-Fi From 2.4 GHz to 5.8 GHz

